

UNIVERSITY OF THE PHILIPPINES MANILA
COLLEGE OF ARTS AND SCIENCES
DEPARTMENT OF PHYSICAL SCIENCES AND MATHEMATICS

**Mobile – based Pregnancy Support and Healthcare (MPreSH)
Information System**

A Special Problem in partial fulfillment
of the requirements for the degree of
Bachelor of Science in Computer Science

Submitted by:

Jessica Loida B. Lugtu

April 2011

ACCEPTANCE SHEET

The Special Problem entitled “Mobile – based Pregnancy Support and Healthcare (MPreSH) Information System” is prepared and submitted by Jessica Loida B. Lugtu in partial fulfillment of the requirements for the degree of Bachelor of Science in Computer Science has been examined and is recommended for acceptance.

Avegail D. Carpio, M.S.
Adviser

EXAMINERS:

	Approved	Disapproved
1. Gregorio B. Baes, Ph.D. (candidate)	_____	_____
2. Richard Bryann L. Chua, M.S.	_____	_____
3. Aldrich Colin K. Co, M.S. (candidate)	_____	_____
4. Vincent Peter C. Magboo, MD., M.S.	_____	_____
5. Ma. Sheila A. Magboo, M.S.	_____	_____
6. Geoffrey A. Solano, M.S.	_____	_____
7. Bernie B. Terrado, M.S. (candidate)	_____	_____

Accepted and approved as partial fulfillment of the requirements for the degree of Bachelor of Science in Computer Science.

Geoffrey A. Solano, MS
Unit Head
Mathematical and Computing Sciences Unit
Department of Physical Sciences and
Mathematics

Marcelina B. Lirazan, Ph.D.
Chair
Department of Physical Sciences and
Mathematics

Reynaldo H. Imperial, Ph.D.
Dean
College of Arts and Sciences

ABSTRACT

For the past years, the development of internet and communication technologies have greatly influenced human lifestyles and opened paths for innovation in both business and medical processes. Linking patients, physicians and hospitals in the health sector has been a current trend to provide optimized care which led to innovations such as the mobile healthcare where information is easily accessed due to availability of existing handhelds, phones and embedded systems. Being pregnant is very challenging for mothers especially if they are expecting a child for the first time. Monitoring the whole process is a must to have a successful delivery at the end. Consultations with their respective physicians should be done continuously in scheduled basis for better monitoring of the whole process. Mobile-based Pregnancy Support and Healthcare Information System (MPreSH) is intended to provide an application to supply proper support and healthcare for women undergoing pregnancy. With the use of this system, pregnant women, by means of self- management, can receive proper monitoring and support while the baby is in the womb. Consultations are a big factor during pregnancy and MPreSH provided a solution by sending text messages to patients a day before their respective consultation that will serve as a reminder. Important modules from the web based system are also applied into a mobile application so that patients can still have access to the healthcare module even without the access of internet at all times.

TABLE OF CONTENTS

Acceptance Sheet	i
Abstract	ii
I. Introduction	1
A. Background of the Study	1
B. Statement of the Problem	2
C. Objectives of the Study	3
D. Significance of the Study	7
E. Scope and Limitations	8
F. Assumptions	10
II. Review of Related Literature	11
III. Theoretical Framework	16
1. Pregnancy	16
2. Pregnancy Complications	17
2.1 Ectopic Pregnancy	17
2.2 Vaginal Bleeding	18
2.3 Cholestasis Pregnancy	19
2.4 Pregnancy Induced Hypertension (PIH)	19
2.5 Placental Abruption	20
2.6. Listeria / Listeriosis	20
2.7 HELLP Syndrome	21
2.8 UTI during Pregnancy	21
2.9 Hughes Syndrome	22
2.10 Cytomegalovirus (CMV)	23
2.11 Yeast Infection Pregnancy	23
2.12 Hyperemesis Gravidarum	24
2.13 Gestational Diabetes	24
3. Information System	25

4. Database Management System (DBMS)	26
5. Short Messaging Service	26
6. Java Mobile Edition (J2ME)	27
IV. Data Implementation	28
A. Context Diagram	28
B. Data Flow Diagram	29
B.1 Data Flow Diagram Sub explosions	30
C. Entity Relationship Diagram	33
D. Data Dictionary	41
E. Technical Architecture	46
V. Results	47
I. Web Portal / PC Access	47
II. Mobile Application	
VI. Discussions	74
VII. Conclusion	77
VII. Recommendations	79
Bibliography	80
Appendix	83
Acknowledgement	230

I. INTRODUCTION

A. Background of the Study

Technologies for the past years had led to several changes in the entire human lifestyle especially with the use of communication technologies such as mobile devices that helped in improvement of health, education and economics [1]. Mobility, flexibility and the growing availability of a variety of mobile applications has encouraged both the extension and replacement of existing approaches in both business and medicinal processes [2]. One innovation is mobile healthcare where information can be accessed easily and available to everyone anywhere and anytime due to the existence of handhelds, phones and embedded systems. Its goal is to provide health care services to anyone at anytime, overcoming the constraints of place, time and character that promotes preventive care instead of curative medicine [3].

Delay or cessation of menstruation is commonly expected to be the first indication to a woman that she may be pregnant. However, this cannot be taken as certainty [4]. Pregnancy is considered as an exciting process in a woman's life because it is about carrying God's gift to every couple. Proper health care and management during pregnancy is a must to avoid certain complications from occurring. However, many are not receiving proper monitoring while they undergoing the process of pregnancy.

Nowadays, several people are considering the use of mobile phones for health care and monitoring systems. Various mobile-phone based applications regarding pregnancy and other fields have already been developed and proven to be of great help by means of self management and support [1].

B. Statement of the Problem

Pregnancy is a critical and challenging period for women especially for the first timers. Expectant mothers often rely on passed information experienced by one person to another that may be considered as inaccurate due to differences in pregnancies [1]. They need to be aware of the whole pregnancy process to know the proper way of handling it. Experiencing several symptoms can lead to certain diseases. Proper knowledge regarding the common pregnancy complications is needed for immediate actions and preventive measures.

Monitoring the whole process is a must to have a successful delivery at the end. Consultations with their respective physicians should be done continuously in scheduled basis for better monitoring of the whole process. Automated computer technologies utilizing email or SMS text messaging reminders can help overcome adherence barriers.

Many websites already provide information regarding the pregnancy but not everyone can access the internet all the time. Some websites are also not very reliable, lack enough information and are not always available when needed.

These minorities can even result to serious consequences like unwanted illnesses or even loss of a life [1].

C. Objectives

To develop a system with the following features:

1. Mobile Phone Application

The proposed system should provide a user-friendly and user-oriented mobile application platform based on a Java 2 Mobile Edition (J2ME) that will enable the patient to:

- a. Have a due date calculator and tracker
 - i. Provides the estimated date of delivery of an expectant mother.
 - ii. Tracks the down the months before the due date with respective advices to the mother regarding the process and changes happening to the child and herself.
- b. Have a pregnancy planner / diary
 - i. It keeps track of follow up appointments with doctor, reminders, record of weight gain during pregnancy and notes of events.
- c. Access the health care application
 - i. Allows the patient to select symptoms experienced from the given choices.
 - ii. It will receive possible results regarding the symptoms chosen.

- d. Receives reminder messages a day before a patient's next scheduled consultation visit.

2. Web Portal / PC Access

The proposed system should provide a user-friendly and user-oriented interface with PHP: Hypertext Preprocessor, as its front end.

- a. The following functionalities are sorted according to the types of users:

- i. Patients

1. Register an account.
2. Update account details.
3. Access the due date calculator / tracker.
4. View patient records / planner.
5. View articles and guidelines posted by professionals / obstetricians / physicians.
6. Request confirmation from a registered obstetrician / physician under a specific hospital.
7. Request confirmation from a registered hospital.

8. Post and read messages in forums for interaction among patients and physicians.

ii. Obstetrician / Physician

1. Register an account.
2. Update account details.
3. Accept / Reject requests from patients.
4. View his / her patients.
5. View and update his / her patient's planner and records.
6. Register under a specific registered hospital.
7. Post and upload related pregnancy articles and guidelines as approved by the professional society.
8. Post and read messages in forums for interaction among patients and physicians.

iii. Obstetrician / Physician in Charge

1. Add various Illnesses / Pregnancy complications in the Healthcare database.

2. Add various Symptoms regarding Pregnancy complications in the Healthcare database.
3. Post and read messages in forums for interaction among patients and physicians.
4. Manage the Healthcare Module.

iv. Hospital administrator

1. Register a hospital account.
2. Update hospital details.
3. Accept / Reject requests from registered obstetricians / physicians.
4. Post and read messages in forums for interaction among patients and physicians.

v. System administrator

1. Manage user accounts: View and deactivate user accounts.
2. Approve / Disapprove hospital administrator's requests.

- b. The system will also support the due date calculator / tracker displaying the following features:
 - i. Provides the patient the estimated date of delivery based on the information entered.
 - ii. Show the corresponding period of pregnancy with the necessary information regarding the processes occurring inside the womb.

- c. The system will also provide a health care support system regarding the following:
 - i. Guidelines and safety measures to follow during pregnancy
 - ii. Series of symptoms to be chosen by the patients that can help determine whether she is already experiencing complications or diseases related to pregnancy (e.g. excessive bleeding especially after pregnancy).
 - iii. Suggestions and guidance regarding the immediate actions needed after confirmation of signs and symptoms.

3. Central Server

The proposed system should have a 24-hour accessible server system that will receive, store and process data. The central server will act as the central repository with “My Structured Query Language” (MYSQL) as its back-end. The server will have the following functionalities:

- a. Provides the backbone for the healthcare support module, articles and forums.
- b. Sends reminder messages to patients a day before their next consultation schedule.

D. Significance of the Study

Mobile-based Pregnancy Support and Healthcare Information System (MPreSH) is intended to provide an application to supply proper support and healthcare for women undergoing pregnancy. With the use of this system, pregnant women, by means of self- management, can receive proper monitoring and support while the baby is in the womb. Therefore, it can reduce the risk of having several illnesses and complications.

The purpose of developing the mobile phone-based application is to be able to provide patient care and support at all times. This will help women in handling their self well while undergoing pregnancy. Well-timed updates involving the calendar schedule leads to reducing risks of postponed consultations and medications. With the

use of mobile devices in primary health care services, less hospitalization and less chance of patients being subjected to inappropriate health interventions are ensured [1].

MPreSH also provides a healthcare module support system that will help pregnant women diagnose some abnormal changes they are experiencing. Proper medication can be advised right away and complications can be avoided. It will also provide the knowledge about symptoms of related diseases or irregularities and ways how to prevent them for better health care. The use of MPreSH can also reduce direct and indirect treatment costs such as opportunity loss, cost of complications, hospitalization costs, doctor/educator consultation fees, et cetera. Increase interaction between patients can be observed also. This makes the system patient-centered.

E. Scope and Limitations

1. The proposed system will only run on Java – enabled mobile phones to support the mobile application.
2. The proposed system covers the pregnancy period of women and related pregnancy complications.
3. Hospital administrator's user account is subjected to the system administrator's approval.

4. The data input is through the computer's keyboard or the mobile phone's alphanumeric keypad only. Data entry with the use of any other device is not supported.
5. The cost of the sms (consultation reminder messages) supported by the application would be charged from the mobile users.
6. The reminder sms about the next consultation or clinic visit will be sent a day before the said schedule.
7. Questions, advices and information regarding the health care module will only be based on the data entered in the database by the obstetricians / physicians. The system will not generate information on its own.
8. File type of articles uploaded will be limited to .pdf.
9. Hospital administrators can provide the mobile application upon the request of the patients which will be directly installed in their respective mobile phones.
10. The mobile application is also available for download in the web portal and can be installed in java enabled cell phones by transferring the java file with the use of any cell phone or USB cables.
11. Patients will be given an account with their respective initial usernames and passwords.
12. The mobile application has its own subscription fees which will be shouldered by the patients upon agreement of the terms and conditions. Payment will also be charged when the application is downloaded.

13. The system is not intended to replace face to face consultation but rather as an adjunct.

F. Assumptions

1. Obstetricians and Obstetrician in Charge are experts in the field of pregnancy and complications covered.
2. Hospital administrators should be an employee within the hospital he / she will register in the system.
3. Upon rejection of request, users will be notified via their email address.
4. Articles uploaded will only contain related studies and information regarding pregnancy and covered complications.
5. Regarding the copyright issues of the articles uploaded, it is assumed that there are no restrictions violated. In case of copyright issues, responsibility lies with the obstetrician who uploaded the file.

II. REVIEW OF RELATED LITERATURE

Mobile health care is the integration of mobile computing and health monitoring. It is the application of mobile computing technologies for improving communication among patients, physicians and other healthcare workers. The goal of mobile health care is to provide health care services to anyone at anytime, overcoming the constraints of place, time and character. Mobile health care takes steps to design, develop and evaluate mobile technologies that help citizens participate more closely in their own health care [3].

The Mobile Phone Based Pregnancy Support System has six modules namely: health care, emergency care and alerts, stages of pregnancy, pregnancy calendar and diary, nutrition and exercise and post delivery and support. The entire system is accessed primarily through phone. The mobile application developed interacts with Mobile Internet Platform (MIP) to send and receive short messages and alerts. Collectively, the system assists the pregnant mother and her spouse to be aware of

changes during pregnancy and provides information regarding the certain necessary actions to be made to prevent complications [1].

The Intelligent Mobile Health Monitoring System (IMHMS) intelligently predicts a patient's health status, provides feedbacks to patients through their mobile devices, collect data from the patient and mining the data using Wearable Wireless Body / Personal Area Network. The patients participate in the health care process by means of their mobile devices which helps in accessing their health care information anytime, anywhere. It uses an automated medical server that handles a large amount of medical data that aids the specialists in health care. With the result of mining, analysis and suggestions and information provided by the specialists in the critical scenarios the server learned to provide feedback automatically [3].

Several telemonitoring systems have been proposed for monitoring various patient groups, e.g., chronic patient, acute patient, disaster affected patient and elderly person. Moreover, the necessity of telemonitoring for performance measurement of special groups, like military personnel, is also crucial [5]. The system senSAVE (“Sensor Assistance for Vital Events”), focused on the age group of 50+ is capable of being worn 24 h a day and 7 days a week without contact with the user's skin, this compares favorably to wet electrodes that can only be worn for an hour or two before the skin gets red and itchy. It runs on any mobile device that uses Windows Mobile 5 and is able to read data streams in parallel from two Bluetooth [6].

A mobile biosignal monitoring system was developed to measure and transmit the bio-signal simply for emergency situation and transport of critical care patients inter- or intra-hospital. The acquired data was transmitted to ultra mobile PC or PDA with a Bluetooth wireless communication. And the data could be transmitted to the central emergency center using CDMA communication via a laptop PC [7].

Like the previous system, another remote patient monitoring system monitors the vital biosignals of patients. It uses real-time waveform and data monitoring and lists trend data monitoring functions of installed Java jiglet application on the mobile phone. The 3G mobile phone used has the ability to implement the application as the same time also being used to make a voice call [8].

In monitoring systems, other wireless devices are also involved. The MobiHealth System which provides a complete end-to-end m-health platform for ambulant patient monitoring, deployed over UMTS and GPRS networks use different sensors that constantly monitors the vital signs of patients (e.g. blood pressure, heart rate and electrocardiogram). The equipped devices of a MobiHealth patient/user is consists of sensors, actuators, communication and processing facilities that are interconnected via a health care body area network (BAN). The developed system allows the incorporation of diverse medical sensors via wireless connections, and the live transmission of the measured vital signs over public wireless networks to healthcare providers [9]. Another monitoring system for physiological studies and for assisting patient-centric health care management is developed. Pulse oximeter and temperature

sensor are employed for data acquisition along with appropriate design of signal conditioning circuit. The system uses network approach to acquire the data from sensors and transmit them to a server through wireless propagation means. The system automates the acquisition and monitoring of physiological parameters by continuous display on the monitor screen [10].

To solve the problem associated with current paper-based systems, the Venus Country Mobile eHealth System was proposed for the Ontario country, Venus. It uses wireless applications to link mobile homecare workers to centrally supported databases and applications. The project is aimed at improved outpatient quality care while eliminating routine work for health care workers. The initial focus was on reducing or eliminating paperwork by homecare nurses accessing the remote system wirelessly onsite for client details or to enter new data [11].

E-health is the use of communication technologies such as the Internet, portable, wireless and other sophisticated devices to support health care delivery and education. One benefit of E-health is that patients in a country can seek treatment and other services or other countries with their patient records accessed electronically. A patient with his medical information moving electronically via mobile technology is empowered to play active role in the decision making process during treatment since decisions are made in a shared manner. E-Health programs encompass applications that directly provide education for physicians to support prevention of illnesses and diseases, patient diagnosis, patient management and care, etc. [12].

Home care is currently considered as one of the most emerging medical technology that increases the patient's wellness and the degree of diagnostic accuracy. One of the several home care systems is the PDA-Based System for Cardiology Home Care and Pregnancy Monitoring. It introduced a programmable patient-side device based on a PDA computer for the reason of easy software development and interfacing. All interpretation routines are dynamically loaded, replaced, and adjusted remotely while the process manager and communication procedure are executed in Microsoft Pocket PC operating system [12].

A GPRS based Telemedicine System for Self-management of Type 1 diabetes provides a reliable and timely data to clinicians and is sufficiently portable and convenient in encouraging compliance from the patients. In the system, the patient is not required to enter blood glucose by hand, or to remember to connect to the server at regular intervals. A mobile phone provides a natural way for clinicians to contact patients using the Short Messaging Service (SMS) or via a voice phone call. The burden on the patient is minimized since the system is light, compact and based on a mobile phone which is already used by many patients [13]. Collectively, the proposed system aims to provide proper health care to pregnant women by means of a mobile based monitoring system.

III. THEORETICAL FRAMEWORK

1. Pregnancy

Pregnancy is a process where a woman has a growing fetus inside her uterus. Human pregnancy lasts for about 40 weeks, or 9 months, from the start of the LMP (last menstrual period) to childbirth. The primary sign of being pregnant is missing one or more consecutive menstrual periods. However, menstrual irregularities can cause missed periods. Some known signs and symptoms of pregnancy may include: nausea or vomiting, morning sickness, sore breasts or nipples, fatigue and headaches, food cravings or aversions, mood swings and frequent urination [14].

Pregnancy is composed of three trimesters:

6. 1st trimester – these are the first 13 weeks of pregnancy. This is the period where the baby develops the fastest and is almost fully formed at the end.

7. 2nd trimester – this is from the 14th to 26th week of pregnancy. The women tends to weigh more because of the growing baby, expansion of the uterus, the placenta, amniotic fluid and the laying down of the mother's reserves fat. This is where movements of the baby are felt.
 8. 3rd trimester – this is from week 27 until the baby is born. This is where the baby's development becomes rapid. Development of the lungs as well as the other senses takes place [15].
- **Naegele's Rule** is used for estimating a pregnant woman's due date. It states that the due date can be found by getting the first day of a woman's last menstrual period (LMP), subtracting three months, adding one week and adjusting the year of necessary. For example, if a woman's last menstrual period was April 14th, 2002 then her due date by Naegele's rule would be January 21st, 2003 [16].

2. Pregnancy Complications

2.1 Ectopic Pregnancy

An [ectopic pregnancy](#) is an abnormal pregnancy that occurs outside the womb (uterus). However, rare cases include occurrences in the ovary, stomach area, or [cervix](#). It is usually caused by a condition that blocks or slows the movement of a fertilized egg through the fallopian tube to the uterus that may be caused by physical blockage in the tube. Most cases are a result of scarring caused by: past ectopic pregnancy, past infection and surgery of the fallopian tubes.

Some are due to birth defect pregnancies, complications of a ruptured appendix, endometriosis and scarring caused by previous pelvic surgery.

Symptoms:

- Abnormal vaginal bleeding, amenorrhea, breast tenderness, low back pain, mild cramping on one side of the pelvis, nausea and pain in the lower abdomen or pelvic area.
- If the area of the abnormal pregnancy ruptures and bleeds, symptoms may get worse. They may include: feeling faint or actually fainting, pain felt in the shoulder area, severe, sharp and sudden pain in the lower abdomen.
- Internal bleeding due to a rupture may lead to shock. Shock is the first symptom of almost 20% of ectopic pregnancies [17].

2.2 Vaginal Bleeding

Vaginal Bleeding can occur frequently in the first trimester of pregnancy and may not be a sign of problems. But bleeding that occurs in the second and third trimester of pregnancy can often be a sign of a possible complication.

Some basic things to know about when bleeding:

- Always wear a pad or panty liner when bleeding to monitor the amount of bleeding and what type of bleeding is being experienced.
- Never wear a tampon or introduce anything else in the vaginal area such as douche or sexual intercourse when currently experiencing bleeding.

Bleeding can occur in early pregnancy due to the following factors:

- Implantation bleeding can occur anywhere from 6-12 days after possible conception. Every woman will experience implantation bleeding differently—some will lightly spot for a few hours, while others may have some light spotting for a couple of days.
- Some type of infection in the pelvic cavity or urinary tract may cause bleeding.
- After intercourse some women may bleed because the cervix is very tender and sensitive. You should discontinue intercourse until a doctor has been seen. This is to prevent any further irritation [19].

2.3 Cholestasis Pregnancy

Some women experience a very severe itching in late pregnancy. The most common cause of it is cholestasis, a common liver disease that only happens in pregnancy. Cholestasis of pregnancy is a condition in which the normal flow of bile in the gallbladder is affected by the high amounts of pregnancy hormones. Cholestasis is more common in the last trimester of pregnancy when hormones are at their peak, but it usually goes away within a few days after delivery. Cholestasis is sometimes referred to as *extrahepatic cholestasis* which occurs outside the liver, *intrahepatic cholestasis* which occurs inside the liver, *obstetric cholestasis*.

Symptoms:

- Itching, particularly on the hands and feet (often is the only symptom noticed), dark urine color, light coloring of bowel movements, fatigue or exhaustion, loss of appetite and depression
- Less common include: jaundice, upper-right quadrant pain and nausea [20].

2.4 Pregnancy Induced Hypertension (PIH)

Pregnancy induced hypertension (PIH) is a condition of high blood pressure during pregnancy. Blood pressure goes up, water is retained, and protein is found in urine. It is also called toxemia or preeclampsia.

Symptoms:

- **Mild:** high blood pressure, water retention, and protein in the urine.
- **Severe:** : headaches, blurred vision, inability to tolerate bright light, fatigue, nausea/vomiting, urinating small amounts, pain in the upper right abdomen, shortness of breath, and tendency to bruise easily [21].

2.5 Placental Abruption

Placental abruption is the separation of the placenta from the uterine lining. This condition usually occurs in the third trimester but can occur any time after the 20th week of pregnancy.

Symptoms:

- Vaginal bleeding, uterine tenderness, rapid contractions, abdominal pain, fetal heart rate abnormalities [22].

2.6 Listeria / Listeriosis

Listeria monocytogenes is a type of bacteria that is found in water and soil. *Listeria* has been found in uncooked meats, uncooked vegetables, unpasteurized milk; foods made from unpasteurized milk, and processed foods. *It* is killed by pasteurization and cooking.

Symptoms:

- Symptoms may show up 2-30 days of exposure.
- It includes: mild flu like symptoms, headaches, muscle pains, fever and nausea or vomiting.
- If the infection spreads to the nervous system it can cause stiff neck, disorientation or convulsions. Infection can occur at any time during pregnancy, but it is most common during the third trimester when your immune system is somewhat suppressed [23].

2.7 HELLP Syndrome

HELLP Syndrome is a series of symptoms that make up a syndrome that can affect pregnant women. HELLP syndrome is thought to be a variant of

[preeclampsia](#), but it may be an entity all on its own. HELLP stands for Hemolysis ELevated liver enzymes Low Platelets count.

Symptoms:

- Headaches, nausea and vomiting that continue to get worse, upper right abdominal pain or tenderness and fatigue or malaise.
- A woman with HELLP may experience other symptoms that often can be attributed to other things such as normal pregnancy concerns or other pregnancy conditions. These symptoms may include: visual disturbances, high blood pressure, protein in urine, edema, severe headaches and bleeding [24].

2.8 UTI during pregnancy

A urinary tract infection (UTI), also called bladder infection, is a bacterial inflammation in the urinary tract. Pregnant women are at increased risk for UTI's starting in week 6 through week 24. UTI's are more common during pregnancy because of changes in the urinary tract. The uterus sits directly on top of the bladder. As the uterus grows, its increased weight can block the drainage of urine from the bladder, causing an infection.

Symptoms:

- Pain or burning (discomfort) when urinating, the need to urinate more than usual, feeling or urgency when urinating, presence of blood or mucus in urine, cramps or pain in lower abdomen, pain during sexual intercourse,

waking up from sleep to urinate, chills, fevers, sweats and leaking of urine, change in amount of urine (either more or less), urine looks cloudy and smells foul or unusually strong and experiencing pain or tenderness in the area of the bladder [25].

2.9 Hughes Syndrome

Hughes Syndrome is an autoimmune disorder which can present [many clinical features](#), some of which can be life threatening, including strokes and thrombosis, and it can also be the cause of recurrent miscarriage. Hughes Syndrome (APS) is sometimes called 'sticky blood syndrome'. This is because people with it have an increased tendency to form clots in blood vessels (also known as thromboses). Any blood vessel can be affected including the veins and the arteries [26].

Symptoms:

- Headache or migraine, memory loss, skin disorders, heart attack, pulmonary embolism, gastrointestinal disorders, giddiness, visual disturbance, thrombosis, stroke and multiple sclerosis like features [27].

2.10 Cytomegalovirus (CMV)

Cytomegalovirus (CMV) is a virus that can be transmitted to a developing child before birth. CMV infection is usually harmless and rarely causes illness. Once a person becomes infected, the virus remains alive, but usually dormant within that person's body for life. There are two different types of infection: primary CMV and recurrent CMV infection. Primary infection can cause more serious problems in pregnancy than recurrent infection can. However, if a person's immune system is seriously weakened in any way, the virus can become active and cause CMV disease. For the majority of people who have CMV infection, it is not a serious problem.

Symptoms:

- Fever, swollen glands and exhausted or run down [29].

2.11 Yeast Infection Pregnancy

Yeast infections are more common during pregnancy than any other time in a woman's life, especially during the second trimester of pregnancy. Increase in the amount of thin, white, odd smelling discharge can be noticed. This is common and a normal symptom in the second trimester. Though yeast infections have no major negative effect on pregnancy, they are often more difficult to control during pregnancy causing significant discomfort for you. Yeast infection occurs when the normal levels of acid and yeast in the vagina are out of balance, which allows yeast to overgrow causing an uncomfortable, but not serious, condition called yeast infection.

Symptoms:

- Discharge that is usually white which is similar to a cottage cheese and may smell like yeast/bread, other discharge may be greenish or yellowish, copious amount of discharge, redness, irritation or itching of the lips of the vagina and burning during urination or intercourse [30].

2.12 Hyperemesis Gravidarum / Severe Vomiting

Hyperemesis gravidarum is a condition characterized by severe nausea, vomiting, weight loss, and electrolyte disturbance. Mild cases are treated with dietary changes, rest and antacids. More severe cases often require a stay in the hospital so that the mother can receive fluid and nutrition through an intravenous line (IV).

Symptoms:

- Severe nausea and vomiting, food aversions, weight loss of 5% or more of pre-pregnancy weight, decrease in urination, dehydration, headaches, confusion, fainting, jaundice [31].

2.13 Gestational Diabetes

Gestational diabetes is a temporary form (in most cases) of diabetes in which the body does not produce adequate amounts of insulin to deal with sugar during pregnancy. It may also be called glucose intolerance or carbohydrate intolerance.

Symptoms:

- Sugar in urine (revealed in a test done in your doctor's office), unusual thirst, frequent urination, fatigue, nausea, frequent infections of bladder, vagina and skin, blurred vision [32].

3. Information System (IS)

An Information System is a coordinated collection of information subsystems that are rationally integrated to collect, store, and process, retrieve, disseminate, and communicate information for the support of operations, management, and decision-making functions in business and other organizations. It is frequently used to refer to the interaction between people, [algorithmic](#) processes, data and technology [33].

Information systems have exerted a deep influence over the society because it enabled more diverse human activities. These systems have quickened the pace of daily activities, affected the structure and mix of organizations, changed the type of products bought, and influenced the nature of work. Information and knowledge have become vital economic resources. The main

components of information systems are [computer hardware](#) and software databases, telecommunications systems, human resources and procedures [34].

4. Database Management Systems (DBMS)

A database management system (DBMS) is the software that allows a computer to perform database functions of storing, retrieving, adding, deleting and modifying data. A DBMS is a system software package that helps the use of integrated collection of data records and files known as databases. It allows different user application programs to easily access the same database. DBMSs may use any of a variety of [database models](#), such as the [network model](#) or [relational model](#). In large systems, a DBMS allows users and other software to store and retrieve data in a [structured](#) way. Instead of having to write computer programs to extract information, user can ask simple questions in a [query language](#). It provides facilities for controlling [data access](#), enforcing [data integrity](#), managing concurrency, and restoring the database from backups. A DBMS also provides the ability to logically present database information to users [35].

5. Short Messaging Service (SMS)

Short message service is a mechanism of delivery of short messages over the mobile networks. It is a store and forward way of transmitting messages to and from mobiles. The message (text only) from the sending mobile is stored in a central short message center (SMS) which then forwards it to the destination mobile. This means that in the case that the recipient is not available; the short message is stored and can be sent later. Each short message can be no longer than 160 characters. These characters can be text (alphanumeric) or binary Non-Text Short messages. Since SMS used signaling channel as opposed to dedicated channels, these messages can be sent/received simultaneously with the voice/data/fax service over a GSM network. These protocols are also making it much easier for the users to access messaging services [36].

6. Java Mobile Edition (J2ME)

Java Platform, Micro Edition (Java ME) provides a robust, flexible environment for applications running on mobile and other embedded devices: mobile phones, personal digital assistants (PDAs), TV set-top boxes, and printers. Java ME includes flexible user interfaces, robust security, built-in network protocols, and support for networked and offline applications that can be downloaded dynamically. Applications based on Java ME are portable across many devices, yet leverage each device's native capabilities [37].

IV. DATA IMPLEMENTATION

A. Context Diagram

The context diagram is shown in Figure 1. It includes all the users interacting through the Mobile-based Pregnancy Support and Healthcare Information System (MPreSH).

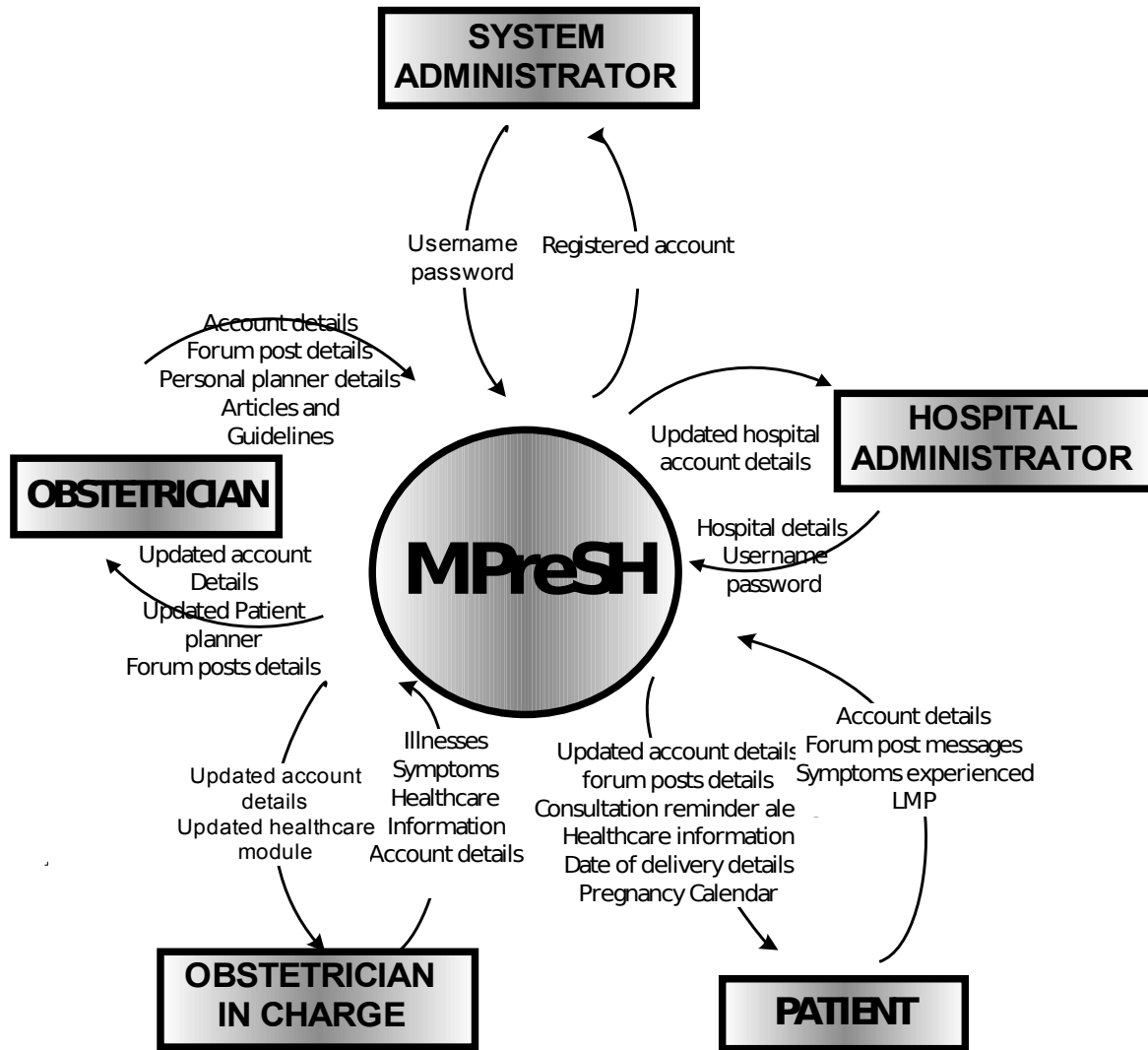


FIGURE 1: CONTEXT DIAGRAM, Mobile-based Pregnancy Support and Healthcare Information System (MPreSH)

B. Data Flow Diagram

The top level data flow diagram is shown at Figure 2. It will show the processes of the system. As seen at the diagram, the users must login first before performing other functions.

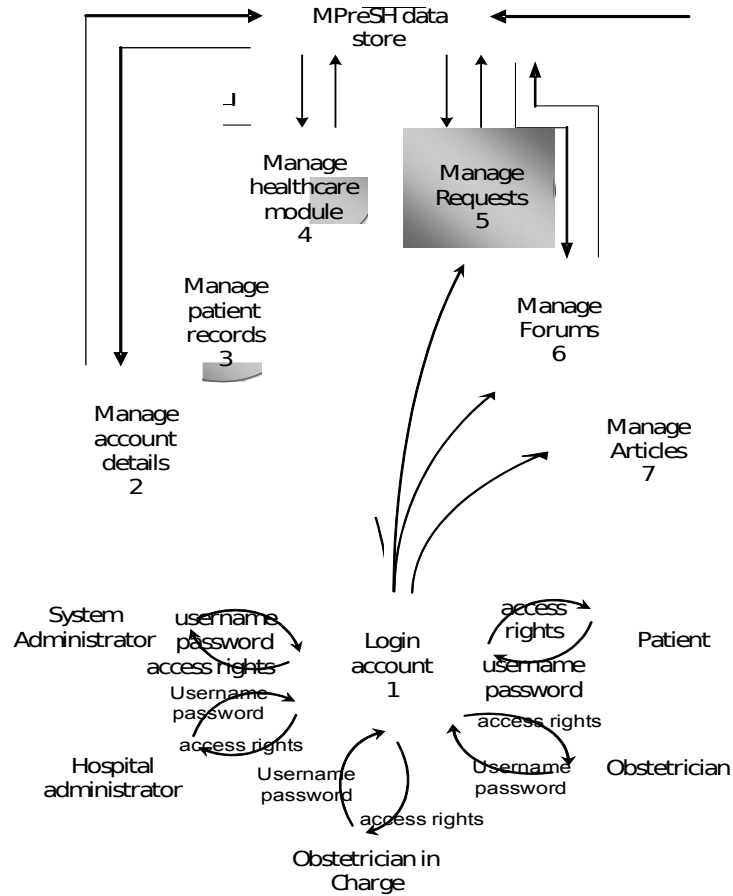


FIGURE 2: DATA FLOW DIAGRAM, Mobile-based Pregnancy Support and Healthcare Information System (MPreSH)

B.1 Data Flow Diagram Sub explosions:

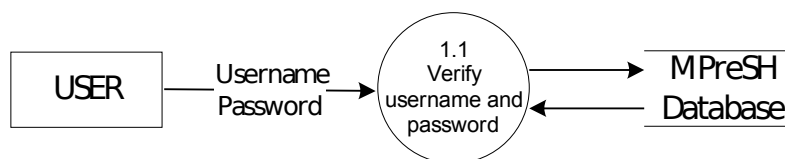


FIGURE 3: Login Account

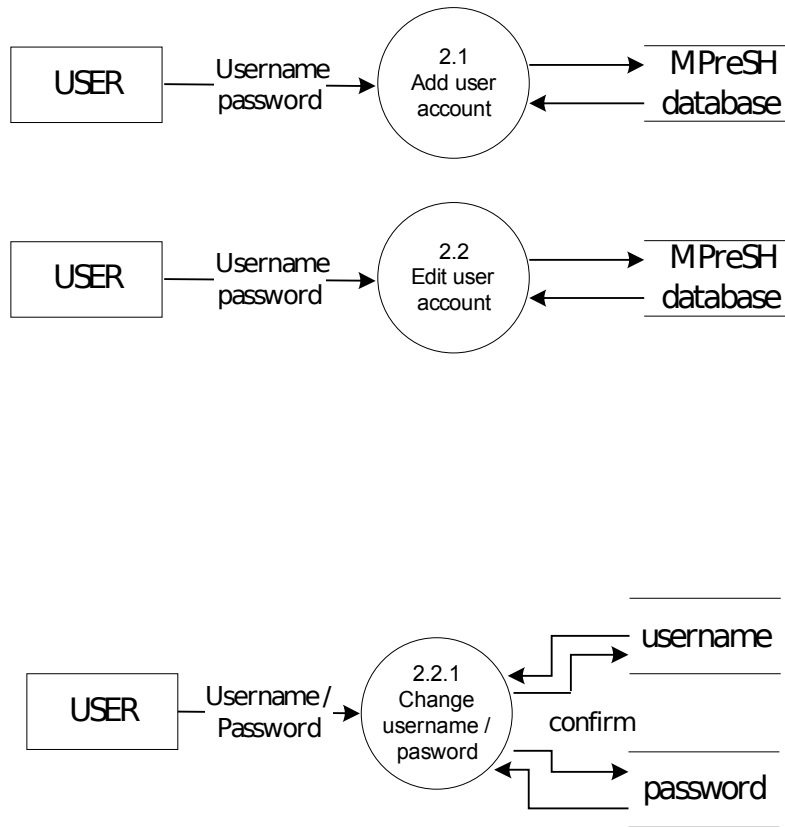
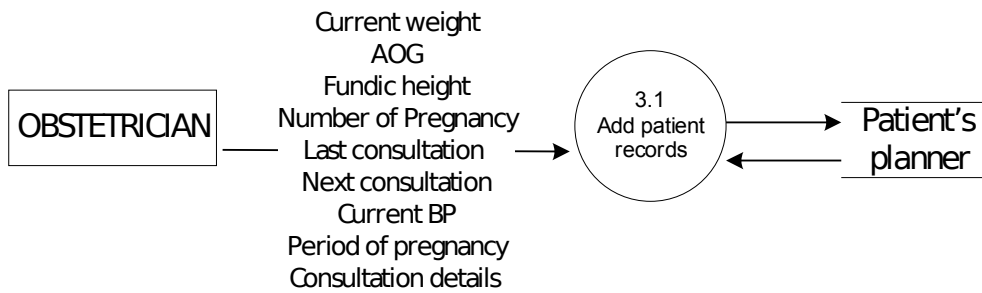


FIGURE 4: Manage Account

User details can be updated by inputting the username and password of each user.



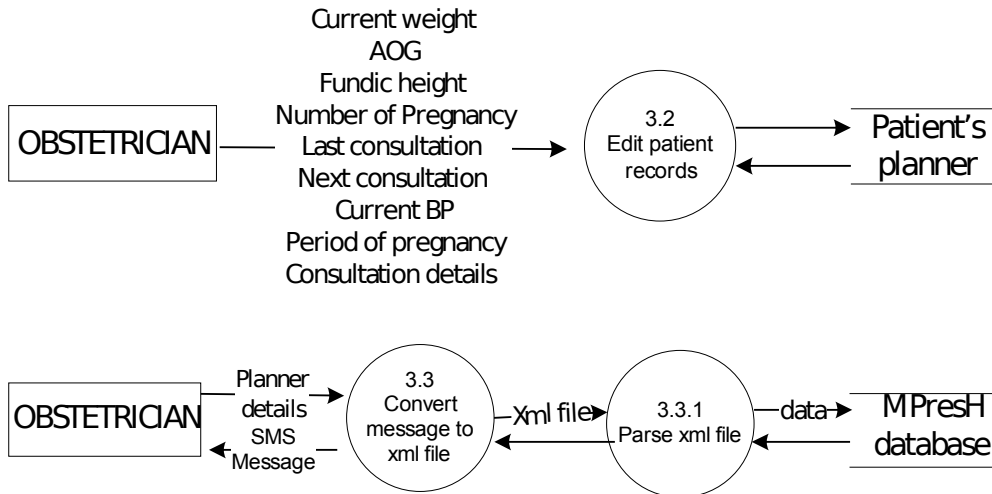


FIGURE 5: Manage Patient Records

Patient records are all entered and updated by their respective OB by means of sms or access of the system.

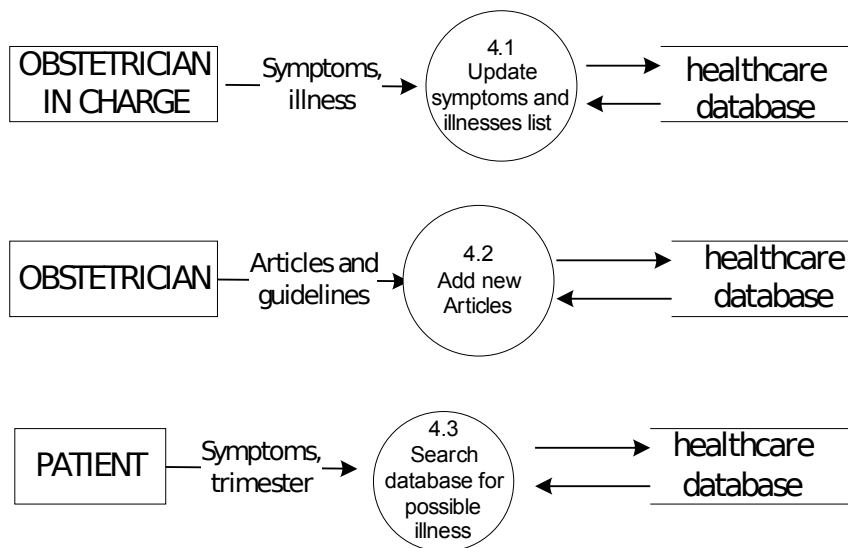


FIGURE 6: Manage Health Care Module

Symptoms and illnesses are inputted and updated by the OiC. Articles and guidelines are added by the OB. Symptoms and trimester is inputs of patients for possible illnesses that are present in the healthcare database.

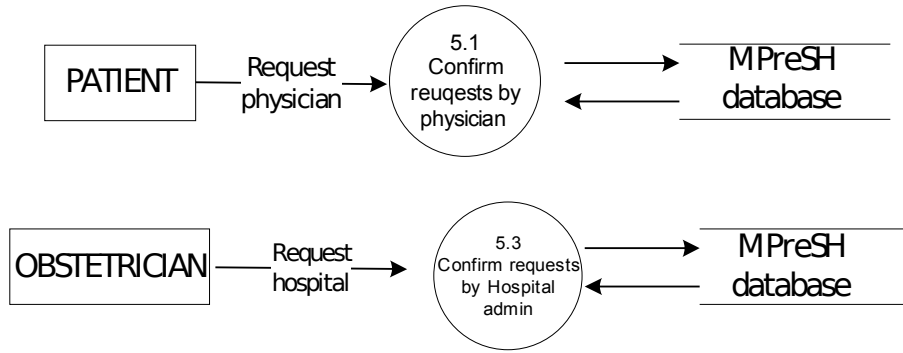


FIGURE 7: Manage Requests

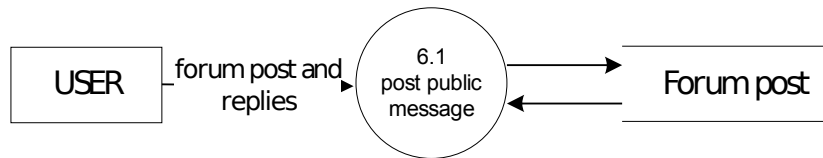


FIGURE 8: Manage Forums

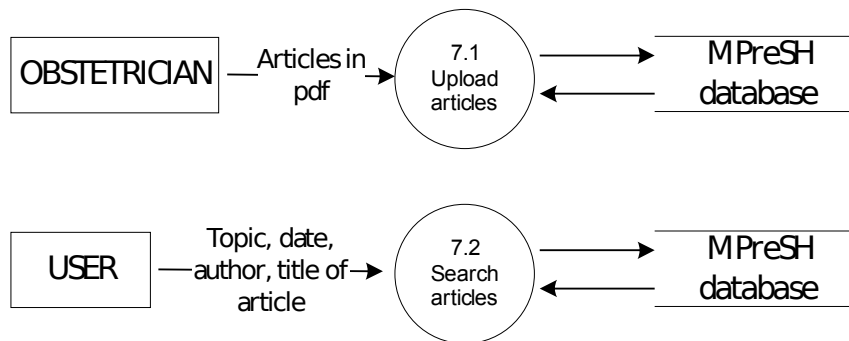


FIGURE 9: Manage Articles

C. Entity Relationship Diagram

The Entity Relationship Diagram is shown in Figure 3. It shows all the included entities and their relationships to respective processes. A person has only one account which can post in forums and send replies. A person can be an Obstetrician-in-charge, System Administrator, Hospital Administrator, Obstetrician or Patient. A hospital administrator handles a specific hospital which has many obstetricians and patients. They also handle requests from existing obstetricians in their hospital. A patient can only have one hospital and one obstetrician. Each patient has a record. They can also have several symptoms which are related to several illnesses.

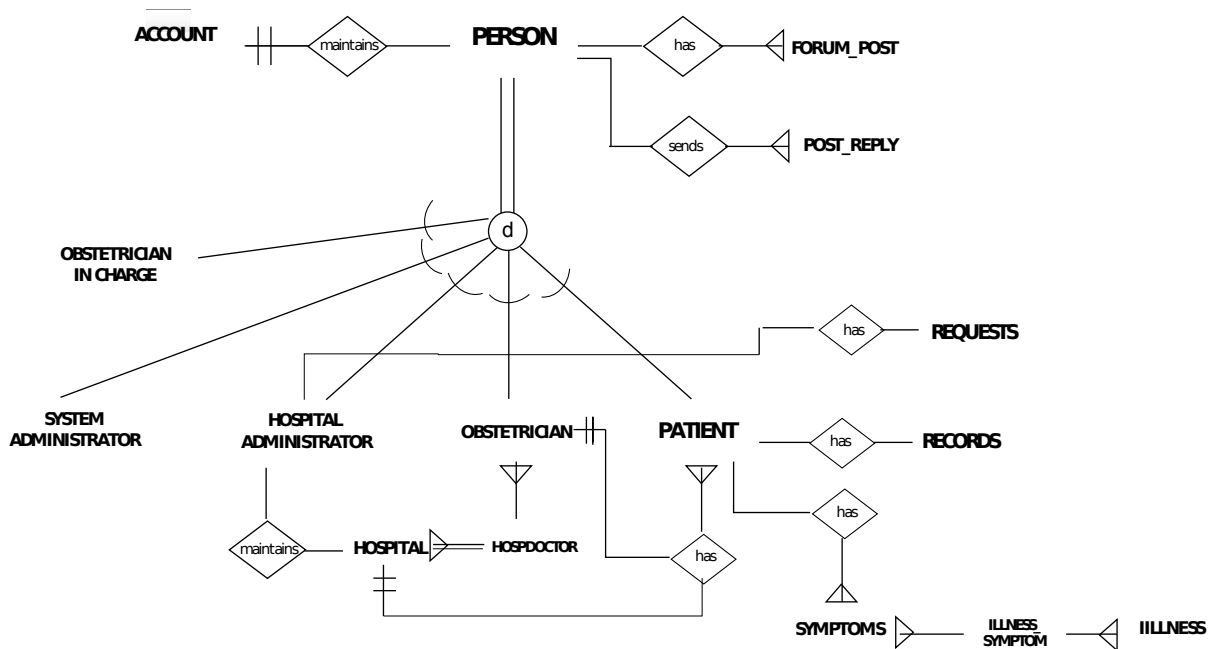


FIGURE 10: ENTITY RELATIONSHIP DIAGRAM, Mobile-based Pregnancy

Support and Healthcare Information System (MPreSH)

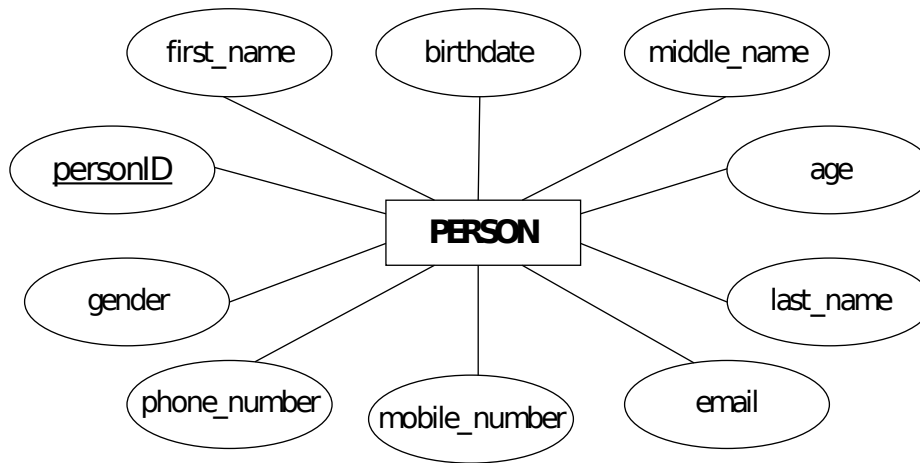


FIGURE 11: Entity Relationship Diagram of PERSON Table.

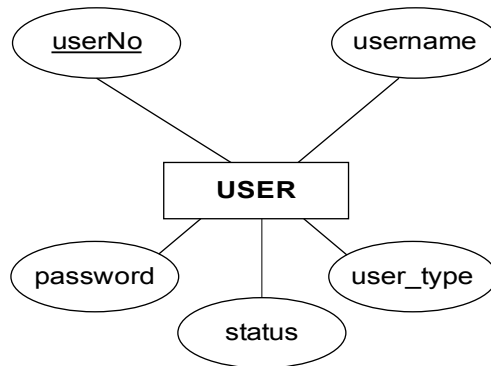


FIGURE 12: Entity Relationship Diagram of USER Table.

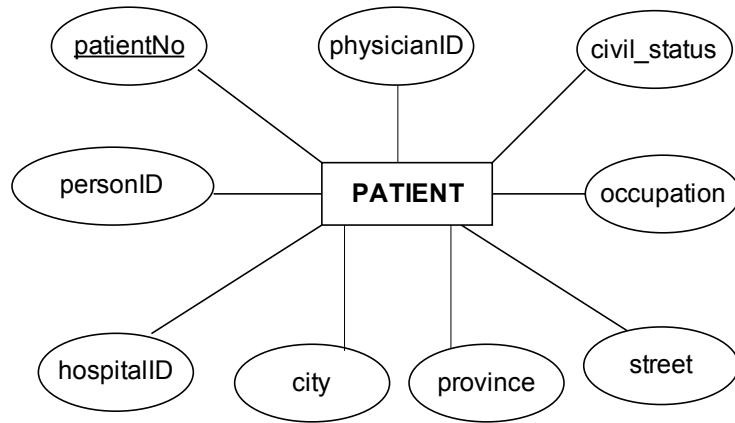


FIGURE 13: Entity Relationship Diagram of PATIENT Table.

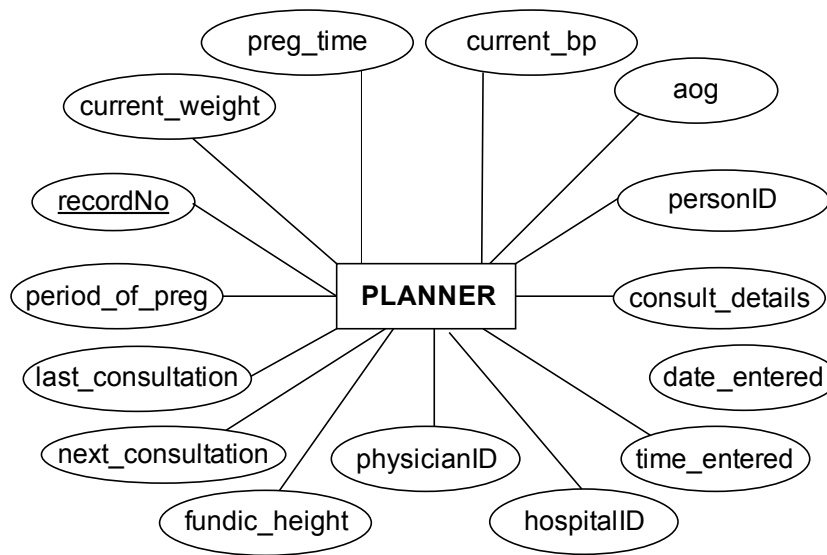


FIGURE 14: Entity Relationship Diagram of PLANNER Table

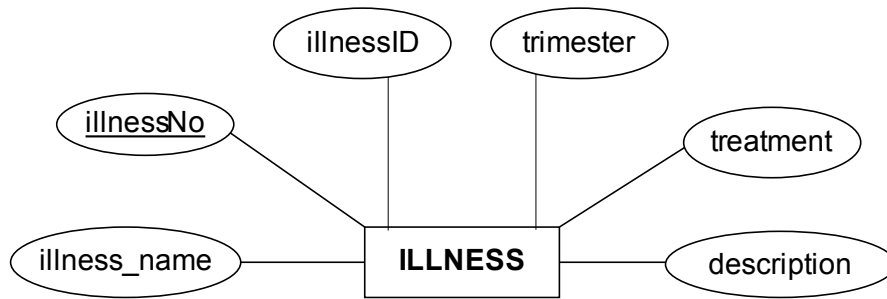


FIGURE 15: Entity Relationship Diagram of ILLNESS Table

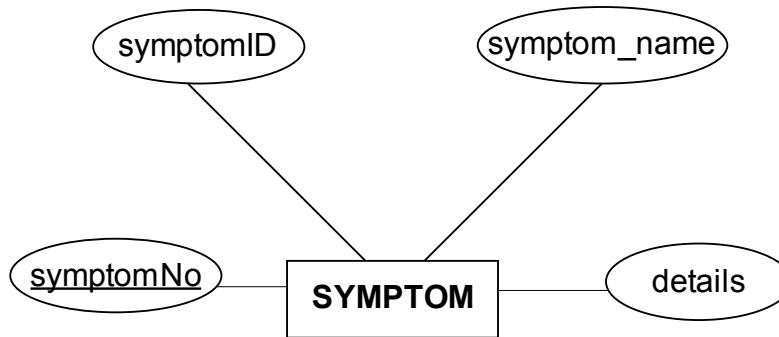


FIGURE 16: Entity Relationship Diagram of SYMPTOMS Table

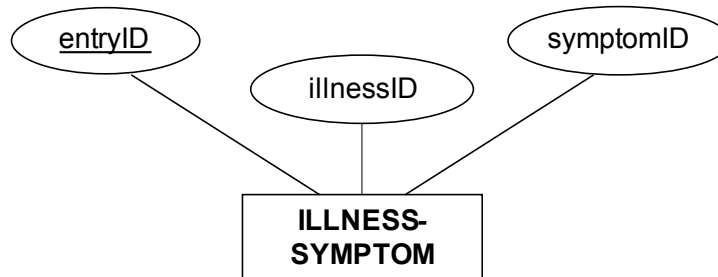


FIGURE 17: Entity Relationship Diagram of ILLNESS - SYMPTOM Table

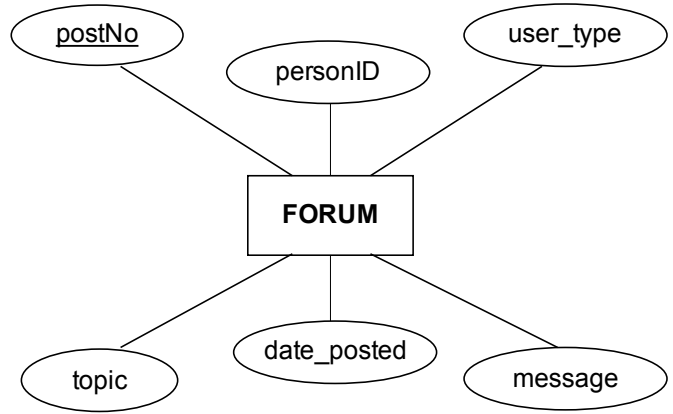


FIGURE 18: Entity Relationship Diagram of FORUM Table

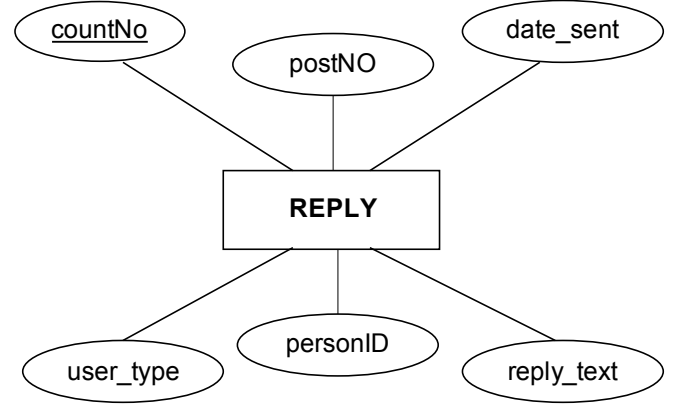


FIGURE 19: Entity Relationship Diagram of POST_REPLY Table

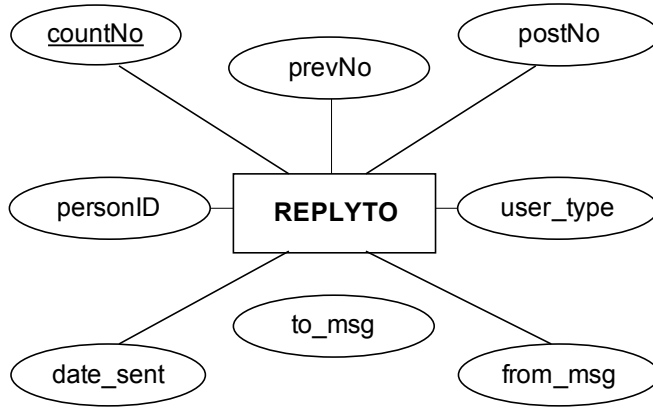


FIGURE 20: Entity Relationship Diagram of REPLYTO Table

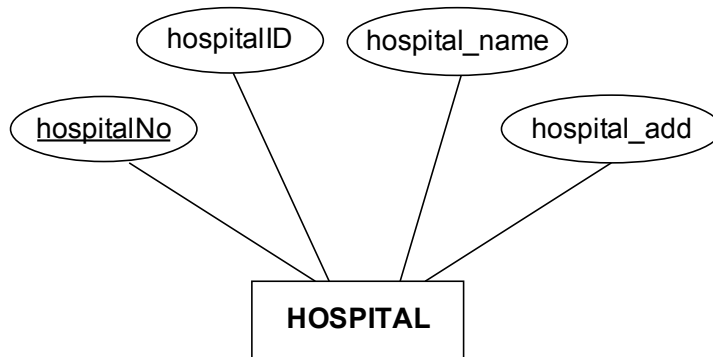


FIGURE 21: Entity Relationship Diagram of HOSPITAL Table.

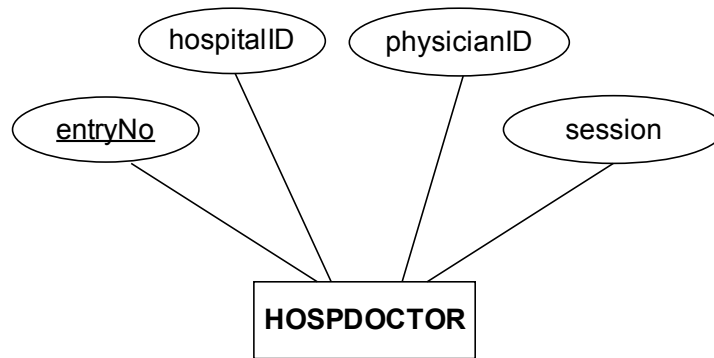


FIGURE 22: Entity Relationship Diagram of HOSPDOCTOR Table.

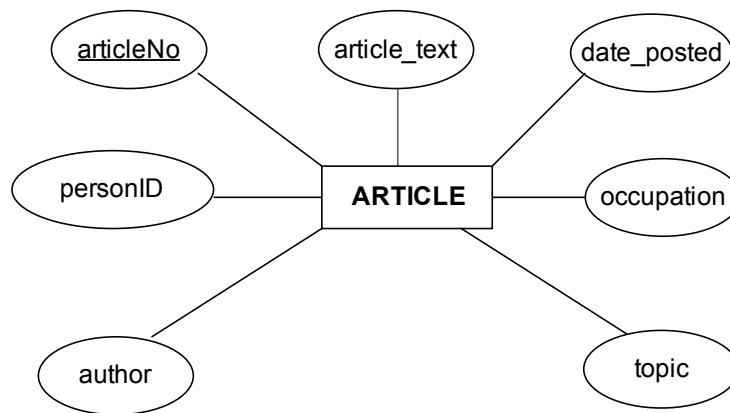


FIGURE 23: Entity Relationship Diagram of ARTICLE Table.

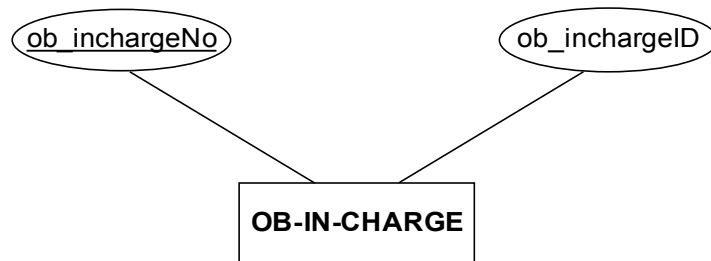


FIGURE 24: Entity Relationship Diagram of OB-IN-CHARGE Table.

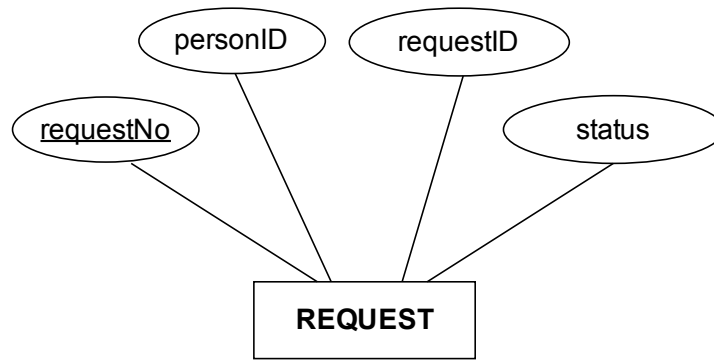


FIGURE 25: Entity Relationship Diagram of REQUEST Table.

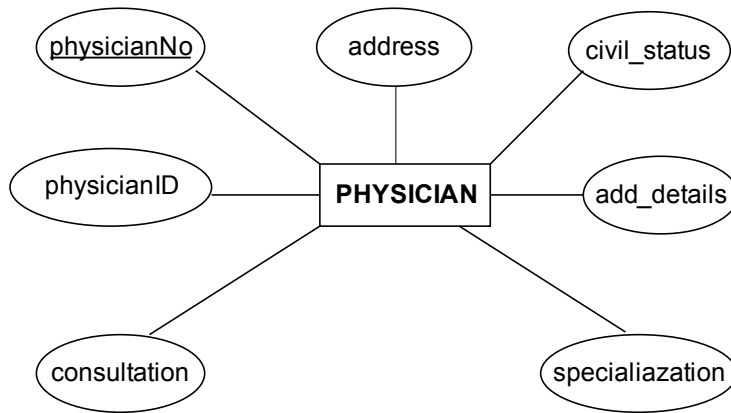


FIGURE 26: Entity Relationship Diagram of PHYSICIAN Table.

D. Data Dictionary

TABLE 1: PERSON contains personal information present to all users.

Field	Type	Definition	
<u>personID</u>	varchar(15)	Id that refers to a specific user	Primary Key
<u>first_name</u>	varchar(30)	First name of the user	
<u>middle_name</u>	varchar(30)	Middle name of the user	
<u>last_name</u>	varchar(30)	Last name of the user	
<u>birth_date</u>	date	Birth date of the user	
<u>age</u>	int(2)	Age of the user	
<u>gender</u>	varchar(10)	Gender of the user	
<u>mobile_number</u>	varchar(20)	Mobile number of the user	
<u>phone_number</u>	varchar(20)	Phone number of the user	
<u>email</u>	varchar(50)	E-mail address of the user	

TABLE 2: USER contains account information of the registered users.

Field	Type	Definition	
<u>userNo</u>	int(15)	Automatically incrementing number that refers to a specific user account	Primary Key
<u>personID</u>	varchar(15)	Id that refers to a specific user	Foreign Key
<u>username</u>	varchar(20)	Username of the registered user	
<u>password</u>	varchar(30)	Password of the registered user	
<u>user_type</u>	varchar(20)	Type of the registered user	
<u>status</u>	int(2)	Account status of a registered user	

TABLE 3: PATIENT contains the personal details about the patient.

Field	Type	Definition	
<u>patientNo</u>	int(15)	Automatically incrementing number that refers to a specific patient	Primary Key
<u>personID</u>	varchar(15)	Id that refers to a specific user	Foreign Key
<u>physicianID</u>	varchar(15)	Id that refers to a specific physician	Foreign Key
<u>hospitalID</u>	varchar(15)	Id that refers to a specific hospital	Foreign Key
<u>civil_status</u>	varchar(15)	Civil status of the user	
<u>occupation</u>	varchar(30)	Occupation of the user	
<u>street</u>	varchar (30)	Street of the patient	
<u>city</u>	varchar (30)	City of the patient	
<u>province</u>	varchar (30)	Province of the patient	

TABLE 4: PHYSICIAN contains the necessary details about the physician.

Field	Type	Definition	
-------	------	------------	--

<u>physicianNo</u>	int(15)	Automatically incrementing number that refers to a specific physician	Primary Key
<u>physicianID</u>	varchar(15)	Id that refers to a specific physician	Foreign Key
<u>hospitalID</u>	varchar(15)	Id that refers to a specific hospital	Foreign Key
<u>civil_status</u>	varchar(15)	Civil status of the user	
<u>address</u>	varchar(50)	Address of the user	
<u>add_details</u>	text	Information regarding a specific physician	
<u>consultation</u>	text	Consultation hours of a specific physician	
<u>specialization</u>	text	Specialization of a specific physician	

TABLE 5: OB - IN - CHARGE contains the information for the obstetrician in charge.

Field	Type	Definition	
<u>ob_inchargeNo</u>	int(15)	Automatically incrementing number that refers a specific obstetrician in charge	Primary Key
<u>ob_inchargeID</u>	varchar(15)	Id that refers to a specific obstetrician in charge	Foreign Key

TABLE 6: HOSPITAL contains all the information regarding a hospital.

Field	Type	Definition	
<u>hospitalNo</u>	int(15)	Automatically incrementing number that refers a specific hospital	Primary Key
<u>hospitalID</u>	varchar(15)	Id that refers to a specific hospital	Foreign Key
<u>hospital_name</u>	varchar(30)	Name that refers to a registered hospital	
<u>hospital_add</u>	varchar(30)	Address of a registered hospital	

TABLE 7: HOSPDOCTOR contains the respective IDs of physicians registered under hospitals.

Field	Type	Definition	
<u>entryNo</u>	int(15)	Automatically incrementing number that refers a specific entry	Primary Key
<u>physicianID</u>	varchar(15)	Id that refers to a specific physician	Foreign Key
<u>hospitalID</u>	varchar(15)	Id that refers to a specific hospital	Foreign Key
<u>session</u>	int(2)	Hospital session of a physician logged in	

TABLE 8: PLANNER contains all the information that is needed to monitor the pregnancy period of the patient.

Field	Type	Definition	
<u>recordNo</u>	int(10)	Automatically incrementing number that refers to a specific record	Primary Key
<u>personID</u>	varchar(15)	Id that refers to a specific user	Foreign Key

<u>physicianID</u>	varchar(15)	Id that refers to a specific physician	Foreign Key
<u>hospitalID</u>	varchar(15)	Id that refers to a specific hospital	Foreign Key
<u>current_weight</u>	varchar(10)	Current weight of the patient	
<u>current_bp</u>	varchar(10)	Current blood pressure of the patient	
<u>period_of_preg</u>	varchar(30)	Current period of pregnancy of the patient	
<u>aog</u>	varchar(20)	Current age of gestation of the patient	
<u>fundic_height</u>	int(11)	Current fundic height of the patient	
<u>last_consultation</u>	date	Last consultation date of the patient	
<u>next_consultation</u>	date	Next schedule consultation of the patient	
<u>date_entered</u>	date	Current date / Consultation date	
<u>time_entered</u>	time values in 'hh: mm : ss' format	Current time	
<u>consult_details</u>	text	Details / notes regarding last consultation	
<u>preg_time</u>	varchar(20)	Number of pregnancy of the patient	

TABLE 9: ILLNESS contains the possible complications while undergoing pregnancy.

Field	Type	Definition	
<u>illnessNo</u>	int(10)	Automatically incrementing number that refers to a specific illness	Primary Key
<u>illnessID</u>	varchar(15)	Id that refers to a specific illness	
<u>illness_name</u>	varchar(50)	Name of the illness	
<u>description</u>	text	Description of a specific illness	
<u>trimester</u>	varchar(20)	Trimester where a specific illness is present	
<u>treatment</u>	text	Treatments regarding a specific illness	

TABLE 10: SYMPTOMS contains the possible symptoms that can lead to complications.

Field	Type	Definition	
<u>symptomNo</u>	int(10)	Automatically incrementing number that refers to a specific symptom	Primary Key
<u>symptomID</u>	varchar(15)	Id that refers to a specific symptom	
<u>symptom_name</u>	varchar(30)	Name of the symptom	
<u>Details</u>	text	Details regarding a specific symptom	

TABLE 11: ILLNESS – SYMPTOMS contains the illnesses / pregnancy complications with the corresponding symptoms.

Field	Type	Definition	
<u>entryID</u>	int(10)	Automatically incrementing number that refers to a specific entry	Primary Key
<u>illnessID</u>	varchar(15)	Id that refers to a specific illness	Foreign Key

<u>symptomID</u>	varchar(15)	Id that refers to a specific symptom	Foreign Key
------------------	-------------	--------------------------------------	-------------

TABLE 12: FORUM contains all the information of a specific forum post.

Field	Type	Definition	
<u>postNo</u>	int(10)	Automatically incrementing number that refers to a specific post	Primary Key
<u>personID</u>	varchar(15)	Id that refers to a specific registered user	Foreign Key
<u>user_type</u>	varchar(20)	Type of the registered user	Foreign Key
<u>date_posted</u>	date	Date the post was posted	
<u>Topic</u>	text	Topic of the post	
<u>message</u>	text	The content of the post	

TABLE 13: REPLY contains all the information of a specific reply to a forum post.

Field	Type	Definition	
<u>countNo</u>	int(10)	Automatically incrementing number that refers to the number of replies	Primary Key
<u>postNo</u>	int(10)	Id that refers to a specific post	Foreign Key
<u>personID</u>	varchar(15)	Id that refers to a specific registered user	Foreign Key
<u>user_type</u>	varchar(20)	Type of the registered user	Foreign Key
<u>date_sent</u>	date	Date the reply was sent	
<u>reply_text</u>	text	The content of the reply message	

TABLE 14: REPLYTO contains all the information of a specific reply to a reply in a forum post.

Field	Type	Definition	
<u>countNo</u>	int(10)	Automatically incrementing number that refers to the number of replies	Primary Key
<u>prevNo</u>	int(10)	Id that refers to a previous post	Foreign Key
<u>postNo</u>	int(10)	Id that refers to a specific post	Foreign Key
<u>personID</u>	varchar(15)	Id that refers to a specific registered user	Foreign Key
<u>user_type</u>	varchar(20)	Type of the registered user	Foreign Key
<u>date_sent</u>	date	Date the reply was sent	
<u>from_msg</u>	text	Message of the previous reply post	
<u>to_msg</u>	text	Message of the current reply post	

TABLE 15: ARTICLE contains all the information regarding articles uploaded.

Field	Type	Description	
<u>articleNo</u>	int(10)	Automatically incrementing number that refers to the number of articles	Primary Key
<u>personID</u>	varchar(15)	Id that refers to a specific registered user	Foreign Key
<u>author</u>	varchar(30)	Name of the author of the article	

<u>title</u>	text	Title of the article	
<u>date_posted</u>	date	Date the article was posted	
<u>article_text</u>	text	Path of the .pdf article uploaded	
<u>topic</u>	varchar(30)	Topic of the article	

TABLE 16: REQUEST contains all the information of a specific reply to a forum post.

Field	Type	Definition	
<u>requestNo</u>	int(10)	Automatically incrementing number that refers to the number of requests	Primary Key
<u>personID</u>	varchar(15)	Id that refers to the specific sender of the request	Foreign Key
<u>requestID</u>	varchar(15)	Id that refers to the specific receiver of the request	Foreign Key
<u>status</u>	int(2)	Status of the request	

E. TECHNICAL ARCHITECTURE

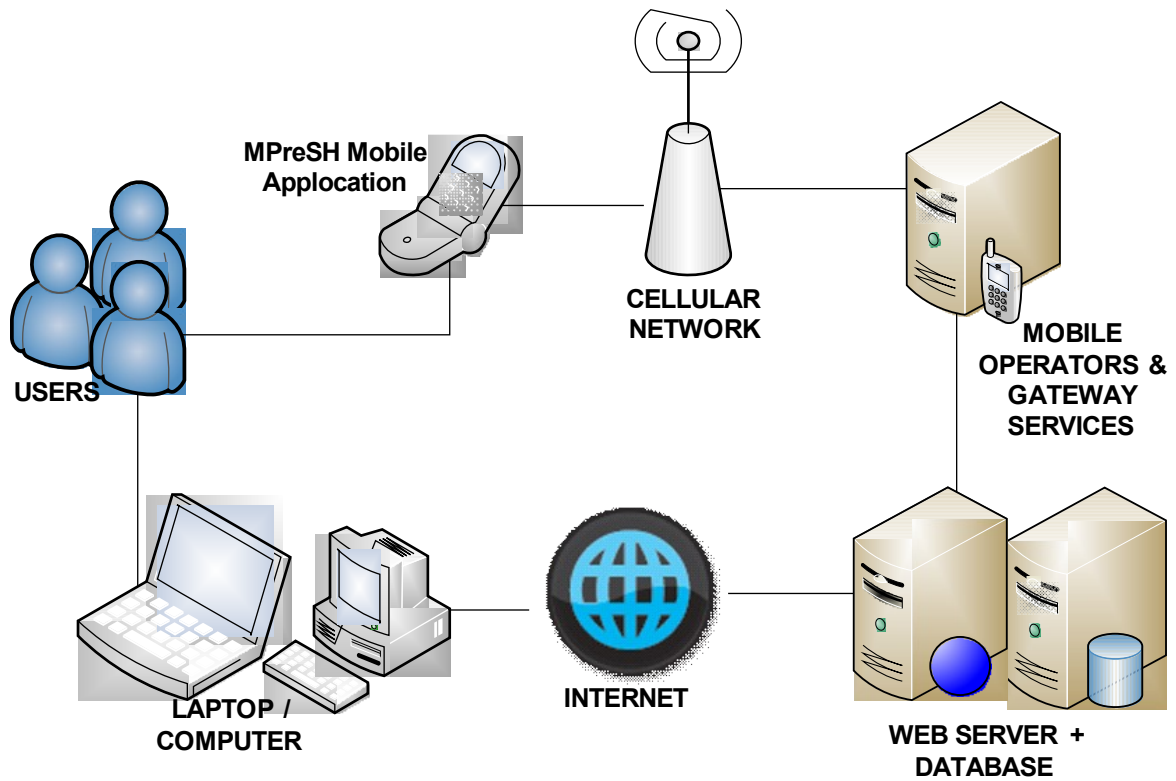


FIGURE 27: Technical Architecture

V. RESULTS

I. Web Portal / PC Access

User: Patient



FIGURE 28: Home

The home page will provide a brief detail about MPreSH. A menu is also provided, for the user to easily access the different functionalities of the system. The menu will contain links to: Home, Profile, Request, Downloads, Forums, and Account.

HOME PROFILE REQUESTS DOWNLOAD FORUMS ACCOUNT

Welcome Guest!

USERNAME: »

PASSWORD: »

LOG-IN or REGISTER

Register an account

* Username:

* Password:

* Retype Password:

* User Type:

Patient

Obstetrician

Obstetrician in charge

Hospital Administrator

Next >>

Copyright © 2011, University of the Philippines
Privacy Policy | Terms of Use | XHTML | CSS

FIGURE 29: Register an Account

The Register page lets the user to register an account in the system with the desired username and password with a specific user type (patient, obstetrician, obstetrician in charge or hospital administrator). The page returns an error if the two password fields didn't match. All fields with red asterisks should be filled up for a successful registration.

HOME PROFILE REQUESTS DOWNLOAD FORUMS ACCOUNT

Welcome Jessica Loida!

» LOG-OUT

» Due Date Tracker

» Patient Planner

» Healthcare Module

Account Details

Username:	wujja
Password:
First Name:	Jessica Loida
Middle Name:	Bustos
Last Name:	Lugtu
Birth Date:	1990-06-22
Age:	20
Gender:	female
Mobile Number:	09266481162
Phone Number:	4257078
Email Address:	cutie_jajia07@yahoo.com

[Edit Account](#)

ARTICLES

» View Articles

Copyright © 2011. University of the Philippines
 Privacy Policy | Terms of Use | XHTML | CSS

FIGURE 30: Update Account details

Users can update their account details in the update account page. This is where they can change their username and password, as well as some of the fields that they have filled up upon registration (e.g. name, age etc.). When changing one's password, new password and confirm password fields should match for a successful password change.



FIGURE 31: View Patient Profile

Patient can view and update their profile in the update profile page. This is where they can change their personal information.



Patient: Jessica Loida Lugtu

Date Entered:	2011-06-07
Current Weight:	55
Current Blood Pressure:	120/90
Period of Pregnancy (trimester):	first trimester
Age of Gestation (AOG in wks):	7
Abdomen (fundic height in cm):	6
Last Consultation:	2011-06-03
Next Consultation:	2011-06-10
Number of Pregnancy	first
Consultation Details:	New medicines and vitamins were recommended. See next consultation date for next clinic check-up.

Copyright © 2011. University of the Philippines
Privacy Policy | Terms of Use | XHTML | CSS

FIGURE 32 & 33: View Patient Records

Figure 32 shows the list of records a patient has. She can only view her full record which is shown in Figure 33. The updating and adding of records is up to their respective obstetricians.

Due Date Calculator

Provide the date of your LMP (last menstruation period):

LMP: June - 5 - 2011

Calculate

Copyright © 2011. University of the Philippines
Privacy Policy | Terms of Use | XHTML | CSS



FIGURE 34 & 35: Access the Due Date Calculator / Tracker


Figure 34 lets the user enter her LMP of the last menstruation period to determine her estimated Due Date based on Naegele's Rule which is shown on Figure 35.


The screenshot shows a web application interface with a navigation bar at the top containing links for HOME, PROFILE, REQUESTS, DOWNLOAD, FORUMS, and ACCOUNT. Below the navigation bar is a header image with the text "From Pregnancy to Baby" and a photo of a woman kissing a baby. To the right of the header, there is a user greeting "Welcome Jessica Loida!" and a "LOG-OUT" button. Below the header, there is a section titled "Your Pregnancy Calendar:" with an "Estimated Due Date: March 12, 2012" and a list of months from Month 1 to Month 9. To the right of this section, there is an "ARTICLES" button and a "View Articles" link. Below the calendar section, there is a box containing "Physical Changes in Pregnancy:" and "Emotional Mom:" sections, each with a list of bullet points. At the bottom of the page, there is a copyright notice: "Copyright © 2011, University of the Philippines Private Policy | Terms of Use | XHTML | CSS".

FIGURE 36: Pregnancy Calendar

Figure 36 shows the pregnancy calendar that can be viewed by patients. Each month will show a different page that displays certain information and guideline about a specific month of pregnancy. The images below show the changes that are happening on a pregnant woman per day in all the weeks of a selected month.

HOME PROFILE REQUESTS DOWNLOAD FORUMS ACCOUNT



Welcome  Jessica Loida!

- » LOG-OUT
- » Due Date Tracker
- » Patient Planner
- » Healthcare Module

ARTICLES

- » View Articles

Search Articles

By Topic: ▼

By Author:

By Title:

By Date Posted:
(yyymmdd)

Articles

Author	Title	Topic	Date Posted
Chelcy Lim	Second Pregnancy	General Pregnancy	2011-04-10
Chelcy Lim	Mealtime Solution Tips	Pregnancy Diet	2011-04-01
Jeric Morales	Pregnancy Sex Tips	Pregnancy Sex	2011-03-29
Jeric Morales	The Complaint Department	Pregnancy Tips	2011-03-22
Jeric Morales	Myths about Sex	General Pregnancy	2011-03-21

There are a total of 12 articles.
You are now in page 1.

Go to page : 1 2 3

Copyright © 2011. University of the Philippines
Privacy Policy | Terms of Use | XHTML | CSS

FIGURE 37: View Articles


All users of the system can view the articles posted on the website. All articles uploaded are in pdf format. Articles posted can be searched either by topic, author, title, date posted or all of the above.

The screenshot shows a web application interface with a navigation menu at the top containing links for HOME, PROFILE, REQUESTS, DOWNLOAD, FORUMS, and ACCOUNT. Below the menu is a banner image of a woman kissing a baby, with the text 'From Pregnancy to Baby' in a cursive font. To the right of the banner, there is a user welcome message: 'Welcome Jessica Loida!' with a user icon. Below this are three menu items: 'LOG-OUT', 'Due Date Tracker', 'Patient Planner', and 'Healthcare Module'. A 'ARTICLES' button is also present, with a 'View Articles' link below it. The main content area features a form titled 'Request for Obstetrician and Hospital' with two dropdown menus: 'Obstetrician' (with the text 'Select Obstetrician') and 'Hospital' (with the text 'Select Obstetrician First'). A 'Submit' button is located below the form. Below the form is a section titled 'Pending Requests' which displays the message 'No pending requests.' At the bottom of the page, there is a copyright notice: 'Copyright © 2011, University of the Philippines Privacy Policy | Terms of Use | XHTML | CSS'.

FIGURE 38: Request confirmation from Obstetrician and Hospital

Patients can request confirmation from their respective obstetricians registered under hospitals. All names of the registered obstetricians in the system can be viewed in the dropdown box for the choice of the users. Only hospitals, where the selected obstetrician is registered, can be viewed in the hospital dropdown box. Afterwards, requests are subject for confirmation. Patients can also view their pending requests below the dropdown boxes.

HOME PROFILE REQUESTS DOWNLOAD FORUMS ACCOUNT



Welcome  Jessica Loida!


- » LOG-OUT
- » Due Date Tracker
- » Patient Planner
- » Healthcare Module

ARTICLES

- » View Articles

Forum posts

Topic	Posted by	User type	Date Posted
Food during Pregnancy	Jessica Loida Lugtu	patient	2011-04-02
Pregnancy Advice!	Fiehla Karina Tuesca	patient	2011-04-02
Pregnancy Exercise	Vilee Angeline Lopez	patient	2011-04-02
Guidelines for would-be mothers	Jeric Jon Morales	obstetrician	2011-04-02
Pregnancy	Fiehla Karina Tuesca	patient	2011-04-02

 New Post

There are a total of 6 forum posts.
You are now in page 1.

Go to page : 1 2

Copyright © 2011. University of the Philippines
Privacy Policy | Terms of Use | XHTML | CSS

FIGURE 39: View Forums

All users can access the forums section which shows interactions between obstetricians and their patients. Creating new posts are shown in Figure 40 and posting replies are shown in Figure 41 as well as the entire view on specific posts with entered replies from different users.



FIGURE 40: New forum posts

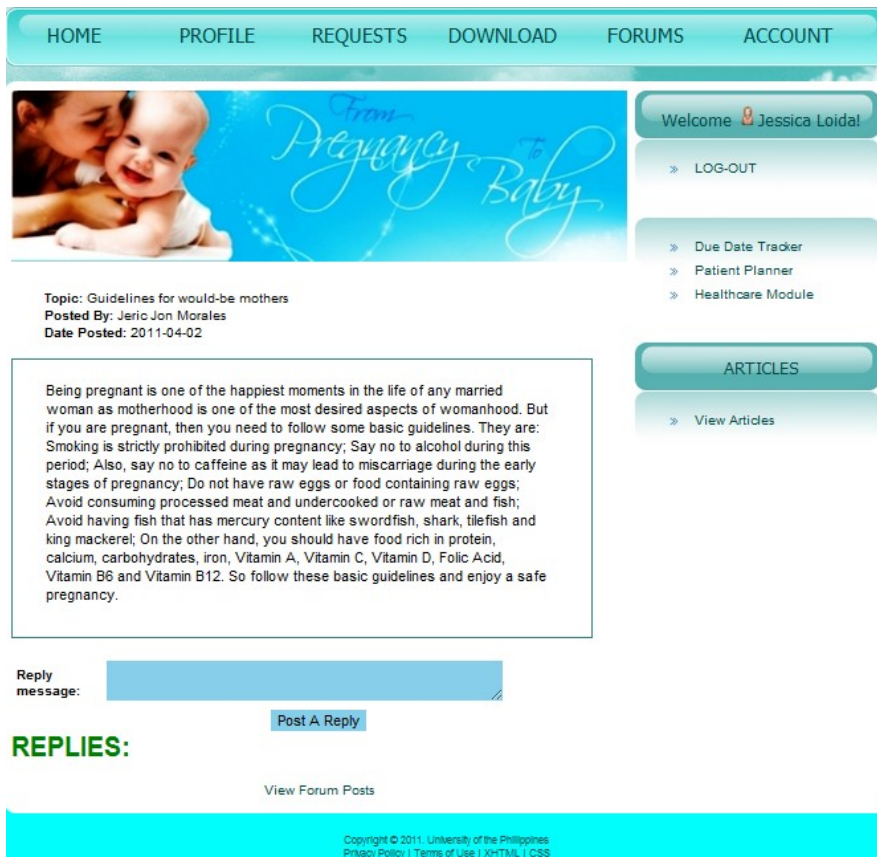
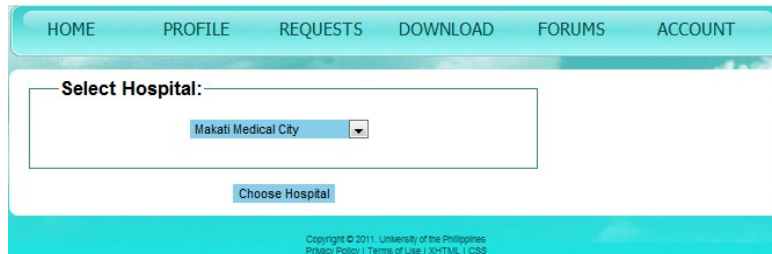


FIGURE 41: Posting and Viewing replies

User: Obstetrician


User registrations for Obstetrician are the same for the patients and hospital admin for they share the same fields.



The screenshot shows a web interface with a navigation bar at the top containing links for HOME, PROFILE, REQUESTS, DOWNLOAD, FORUMS, and ACCOUNT. Below the navigation bar is a form titled "Select Hospital:". Inside the form, there is a dropdown menu currently displaying "Makati Medical City". Below the dropdown menu is a button labeled "Choose Hospital". At the bottom of the page, there is a copyright notice: "Copyright © 2011. University of the Philippines. Privacy Policy | Terms of Use | XHTML | CSS".

FIGURE 42: Choose Hospital

Upon log in, obstetricians have to choose which hospital to log in if they are registered in more than one hospital. They can also change hospitals upon log in.



The screenshot shows a user dashboard for an obstetrician. At the top is a navigation bar with links for HOME, PROFILE, REQUESTS, DOWNLOAD, FORUMS, and ACCOUNT. Below the navigation bar is a banner image of a woman kissing a baby, with the text "From Pregnancy to Baby". To the right of the banner is a "Welcome" message for "Jeric Jon!" and a "LOG-OUT" button. Below the banner is a "Requests for Approval" section. This section contains a table with two columns: "Requests:" and "Status:". The table lists two requests, both with a status of "Pending". Below the table is an "Accept Requests" button. Below the "Accept Requests" button is a "Pending Requests" section, which contains the text "No pending requests." To the right of the "Requests for Approval" section is a "Hospital in use" section. This section contains a "Hospital in use" button, a "Makati Medical City" button, and a "Change Hospital" button. Below the "Hospital in use" section is a "Patients" section, which contains a "View Patients" button and a "Patient Planner" button. Below the "Patients" section is an "ARTICLES" section, which contains a "View Articles" button and an "Add Articles" button. At the bottom of the page, there is a copyright notice: "Copyright © 2011. University of the Philippines. Privacy Policy | Terms of Use | XHTML | CSS".


Requests:	Status:
  Avegail Carpio	Pending
  Vilee Angeline Lopez	Pending

FIGURE 43: Accept Requests from Patient

All obstetricians have the privilege to either accept or reject Patient requests. If a request has been rejected, a notification message will be given to the patient whose request was rejected.



FIGURE 44: View Patients

Obstetricians can view their patients registered under the hospital they are logged in. once both the obstetrician and hospital accepted the request of a patient, names of patients will appear in the list of the specific obstetrician logged in the specific hospital. Obstetricians can also view their patient's records by clicking a patient name.

HOME PROFILE REQUESTS DOWNLOAD FORUMS ACCOUNT

From Pregnancy to Baby

Welcome Jeric Jon!

» LOG-OUT

Hospital in use

» Makati Medical City
» Change Hospital

Patients

» View Patients
» Patient Planner

ARTICLES

» View Articles
» Add Articles

Add record for Patient

Patient:

Current Weight (kg):

Current Blood Pressure (e.g. 140/90):

Period of Pregnancy:

Age of Gestation (AOG in wks):

Abdomen (fundic height in cm):

Last Consultation:

Next Consultation:

Number of Pregnancy:

Consultation Details:

Copyright © 2011 University of the Philippines
Privacy Policy | Terms of Use | XHTML | CSS

FIGURE 45: Add Patients Records

This page shows where obstetricians can add records of their patients. Once a record is added, it will appear in the list of records under a patient.



FIGURE 46: Add Articles

Only the obstetricians can post new articles in pdf format for patients and other users to view.

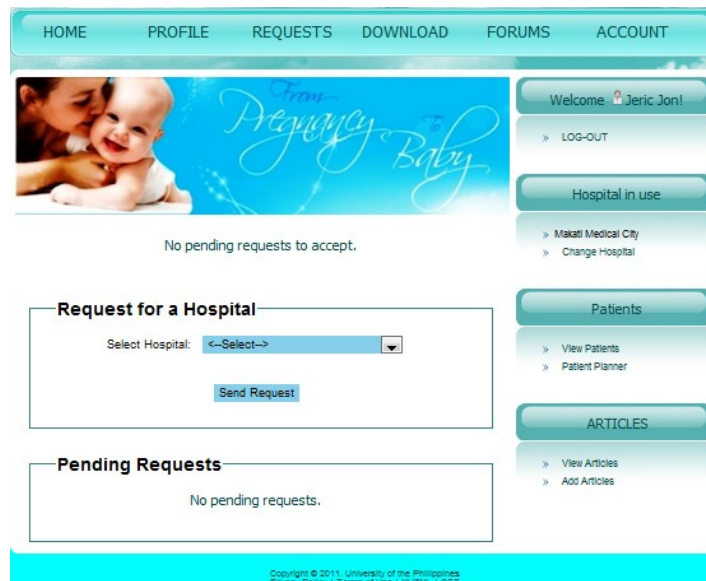


FIGURE 47: Request for Hospital

This page shows where obstetricians send requests to be registered under specific hospitals which can be found after clicking the *Request* button in the top menu.

User: Obstetrician in Charge

The screenshot displays a web application interface. At the top, a navigation bar contains links for HOME, PROFILE, REQUESTS, DOWNLOAD, FORUMS, and ACCOUNT. Below this is a banner image of a woman kissing a baby, with the text 'From Pregnancy to Baby' in a cursive font. To the right of the banner, a user greeting says 'Welcome Maíta Assumpta' with a 'LOG-OUT' button. A 'HEALTHCARE MODULE' menu is also visible, listing options like 'Healthcare Module', 'List of all Illness', 'List of all Symptoms', 'Add Illness', and 'Add Symptoms'. The main content area is titled 'Add Illness into Healthcare Database' and contains a form with the following fields: 'Name of Illness:' (text input), 'Description:' (large text area with a note 'Note: Use
 for new space.'), 'Symptoms:' (a dropdown menu labeled 'Choose a Symptom...' with a plus sign), 'Period of Pregnancy Present:' (a dropdown menu labeled 'Choose one'), and 'Treatment:' (large text area with a note 'Note: Use
 for new space.'). A 'Submit' button is located at the bottom of the form. The footer of the page contains copyright information: 'Copyright © 2011, University of the Philippines (Privacy Policy) Terms of Use (HTML) CSS'.

FIGURE 48: Add Illness

The *Add Illness* menu is for obstetrician in charge only. They're the only ones which can add, edit and delete the illnesses present in the system. This is also applicable to Symptoms.



FIGURE 49: Add Symptoms



FIGURE 50: List of Illnesses

It shows the list of the Illnesses in the database.

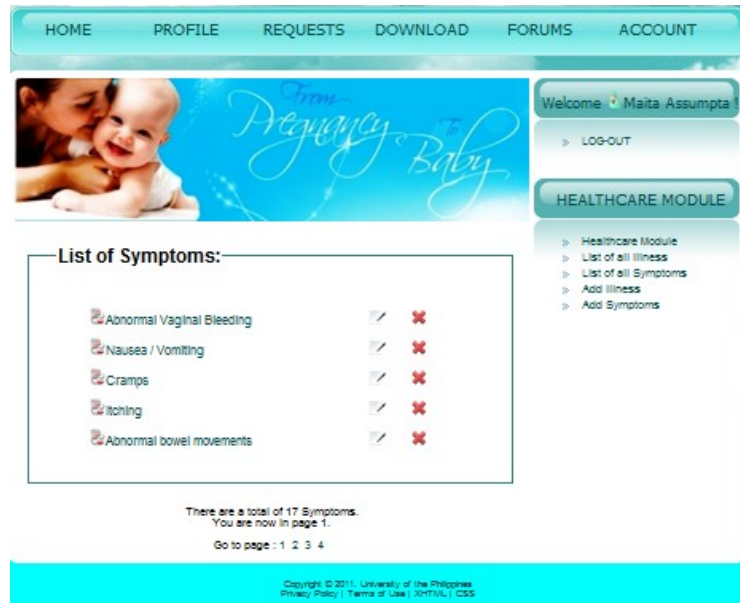


FIGURE 51: List of Symptoms

It shows the list of the Symptoms in the database.

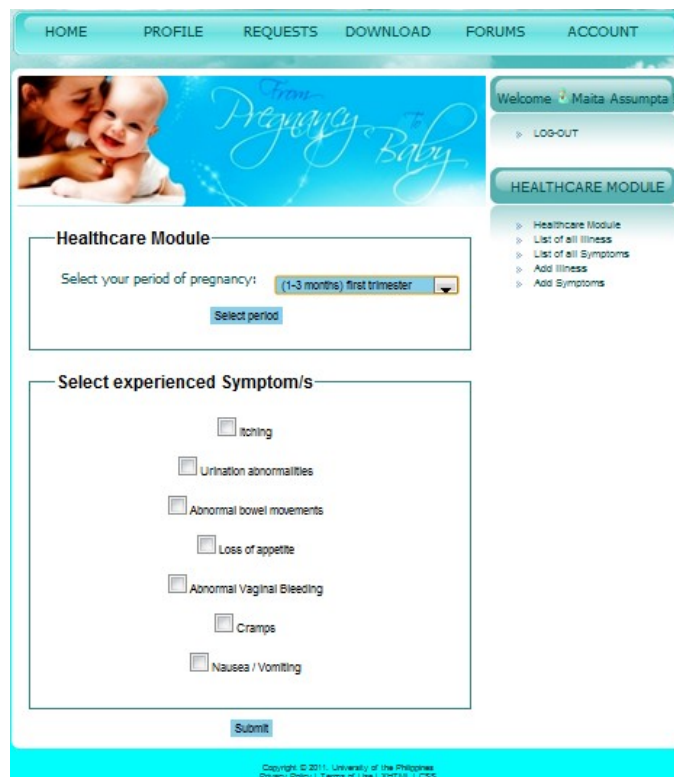


FIGURE 52: Healthcare Module

This is the Healthcare Module where patients can select the following symptoms that she is experiencing. Based on her selections, an answer will be provided with information about the possible complication/s she is experiencing. The symptoms displayed and the answers generated are based on the module edited by experts or by obstetricians.

Since only the obstetrician in charge has the right to add illnesses and symptoms, they're also the one in charge of monitoring and updating the healthcare module that is used by patients. Symptoms that will appear will be based on the symptoms under specific illnesses under the period chosen by the user.

User: Hospital Administrator



FIGURE 53: Accept Requests from Obstetricians and Hospitals

User: System Administrator

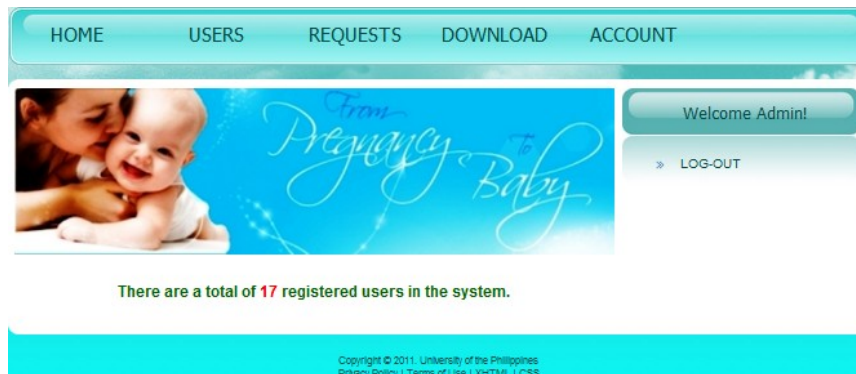


FIGURE 54: Admin Page

This is the main page of the system administrator. This page is exclusive for his/her use



HOME USERS REQUESTS DOWNLOAD ACCOUNT

Welcome Admin!

» LOG-OUT

Search Users

Search User by: Hospital Search

Registered Users

	Status	Username	User Type	First Name	Last Name
<input checked="" type="checkbox"/>	Activated	rikki	hospital_admin	Rikki Ruperto	Robles
<input checked="" type="checkbox"/>	Activated	jeri	obstetrician	Jeric Jon	Morales
<input checked="" type="checkbox"/>	Activated	wuja	patient	Jessica Loida	Lugtu
<input checked="" type="checkbox"/>	Activated	avcarpio	patient	Avegail	Carpio
<input checked="" type="checkbox"/>	Activated	vilee	patient	Vilee Angeline	Lopez

There are a total of 5 registered users.

Copyright © 2011. University of the Philippines
Privacy Policy | Terms of Use | XHTML | CSS

FIGURE 55 & 56: View and Manage Users

The system administrator can view all the registered users in the system. Figure 55 shows the Search Page when he/she can enter specific categories regarding users. Results are shown on Figure 56. This is also where user accounts can be activated / deactivated. The “X” mark deactivates a user and the check mark activates a user account.

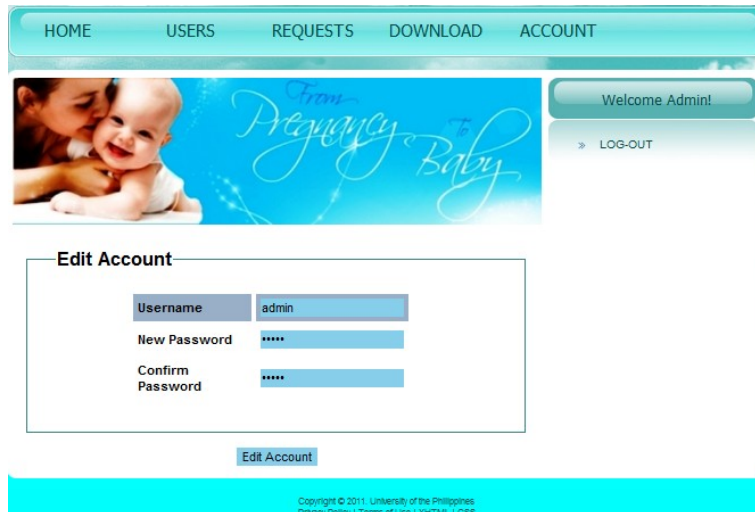


FIGURE 57: Edit Account

This is the user account page of the system administrator. This is where he/she can update his/her account details (username, password). Typing different passwords will cause an error.

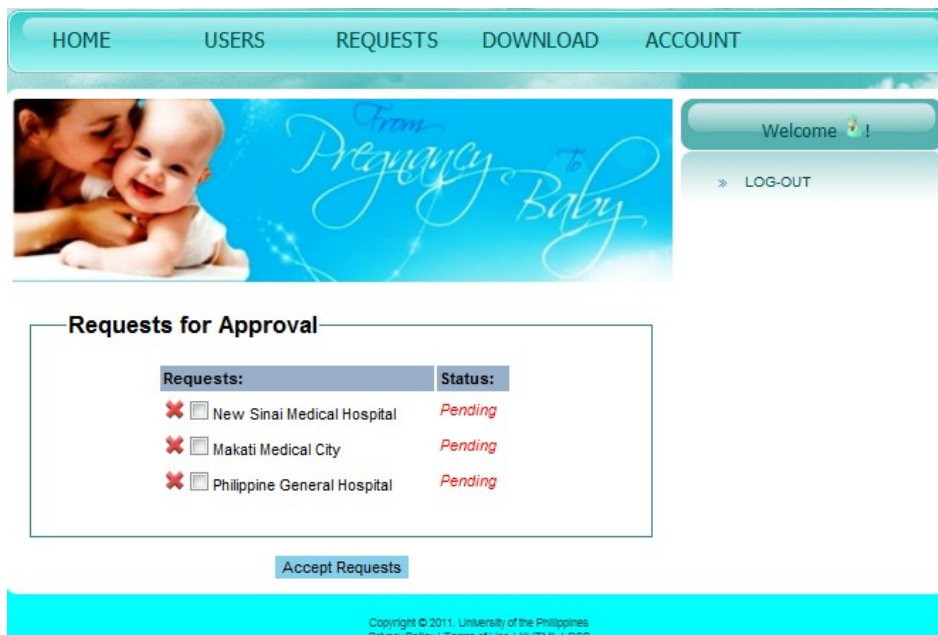


FIGURE 58: Approve Hospital Administrator Requests

Figure 58 shows the request page for the system administrator. This is where he/she can approve / reject the account of hospital administrators. The request is automatically created after registration of a hospital administrator.

II. Mobile Application

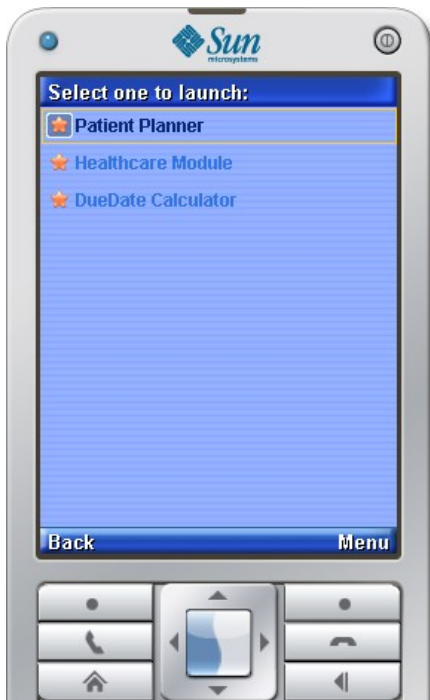


FIGURE 59: Menu Page

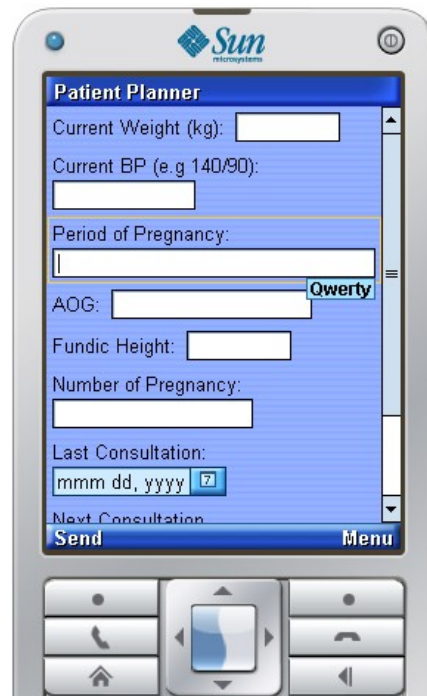


FIGURE 60: Patient Planner

The welcome page (Figure 59) lets the patient choose from the three functionalities of the application. Patient planner (Figure 60) shows a series of text fields similar to the website. After filling out all the required fields, the user can now send the details that will be forwarded to the database to insert a record to her planner. After sending, the user will receive a text message confirming either a success or failure.



FIGURE 61: Healthcare Module

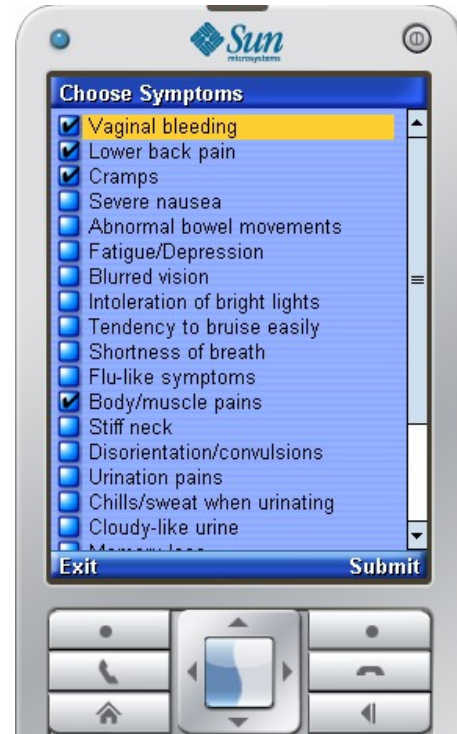


FIGURE 62: List of Symptoms

In the Healthcare Module, the period of pregnancy is first selected which is the basis of the symptoms to be displayed next. Figure 62 shows the list of possible symptoms from which the user can choose which is based on the period of pregnancy selected beforehand. She can check symptoms as many as she like depending on the symptoms she is currently experiencing.

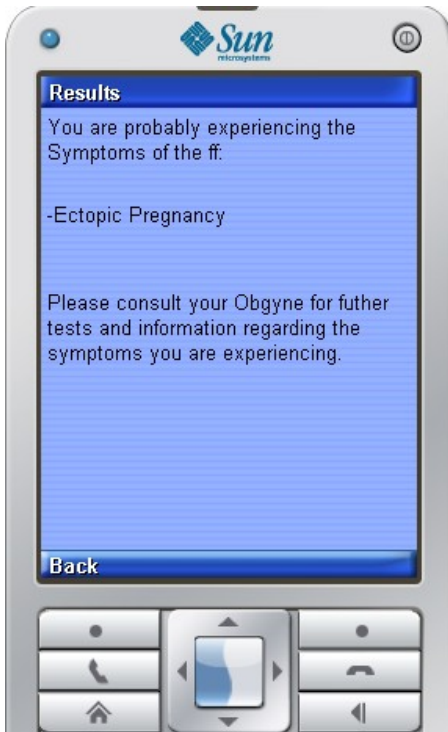


FIGURE 63: Results

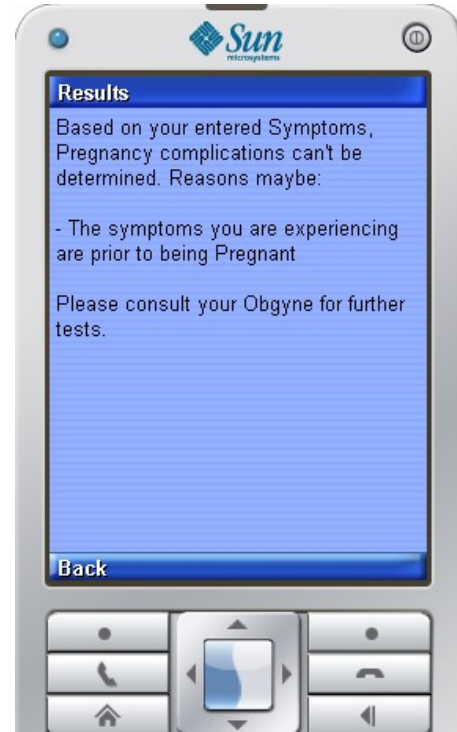


FIGURE 64

Figure 63 shows the result form where she can see the possible complication determined by the application based on her input. The relationship of symptoms and complications are supported by articles and experts. Figure 64 shows the message displayed when not enough information is obtained from chosen symptoms.



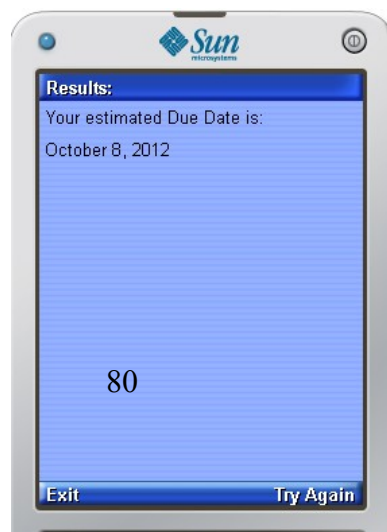
FIGURE 65: Due Date Calculator Menu



FIGURE 66: Due Date Calculator

The due date calculator part has two options. First is the due date calculator which calculates the estimated due date of a pregnant woman based on her last menstrual period. After inputting her LMP (Figure 66), Figure 67 will be shown where she can see her estimated date of delivery based on Naegele's Rule.

FIGURE 67: Result of Due Date



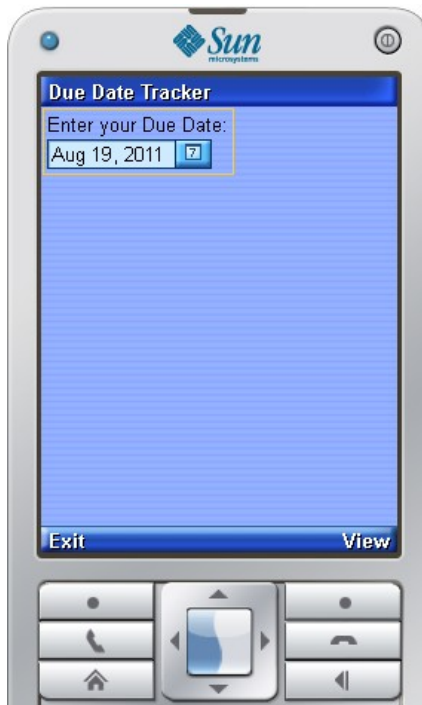


FIGURE 68: Due Date Tracker

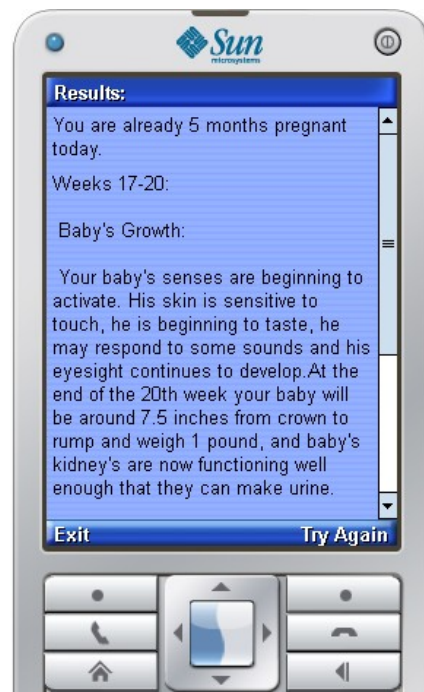


FIGURE 69: Results

Figure 68 takes your estimated due date as the input. Results on Figure 69 shows how long you have been pregnant in terms of months. It also shows some guidelines and information about that specific month and some changes in the pregnant woman's body. Useful information can be read depending on the number of months that you have been pregnant.

VI. DISCUSSIONS

As a web based system, the Mobile-based Pregnancy Support and Healthcare (MPreSH) Information System has a number of users. Guests can only view the main page of the website and cannot log in unless he/she registers an account. Registered users can either be a Patient, Physician, Obstetrician in Charge, Hospital Administrator or System Administrator. The system can only have one system administrator. He/she is the one who manages the registered users in the system. He/she has the power to activate and deactivate a user account. If a user account is deactivated, he/she will not be able to login, unless the system administrator will activated the account. The deactivated user account will then receive an email informing that his/her account has been deactivated due to certain conditions. It is also his/her job to accept a hospital administrator account after registration.

The four other users have different access to the system. The due date calculator / tracker is only available to Patients. The due date calculator in the web system is similar to the one available in the mobile application. The patient is required to enter her last menstrual period for the system to determine her estimated date of delivery. Once the result is shown, she can see the breakdown of weeks and months until the predicted date of delivery. Each month has its own corresponding images that provide information regarding the specific week in a month. Here, the patient can have an idea regarding the different changes happening on her body as she is conceiving a baby.

Patients can also use the *Healthcare Module*. Similar to the mobile application, the patient is asked about the specific period of her pregnancy. Symptoms of possible complications displayed will be based on the period of pregnancy the user has selected. Based on the symptoms chosen, results will show the possible complication/s she might have. Once a complication/s is shown, the patient can see the specific details (e.g. treatment) regarding the specific complication.

Obstetricians are the ones responsible of entering records to their patient's planner. Each obstetrician logged in a specific registered hospital can view the patients registered under him/her. The *Patient Planner* menu takes the obstetrician to the page where he/she can enter records for the patients with the following data (aog, fundic height, next consultation, etc.). With this, the obstetrician can keep track of the patient's progress and also be updated of the current situation of the patient. They're the only ones with the privilege to upload articles in pdf format which is assumed to be accepted by the medical association without having any copyright issues. All users can view the uploaded articles which is equipped with a *Search* function. Obstetricians can only delete the files that they have uploaded.

Adding the *Illnesses* and *Symptoms* in the *Healthcare Module* is a unique function of the Obstetrician in Charge for they're the ones considered as expert in the field. She/he is the only one who can edit and modify the healthcare module. The results of the healthcare module are based on their inputs.

All registered users can have access to the forums where interaction can be made among users. Each user has the privilege to enter a new forum post or reply in the existing posts. All posts and replies can be viewed by all users. Downloading the mobile application from the website can be done by all by just clicking the *Download* button from the top menu.

Patients can request confirmation from obstetricians and hospitals while obstetricians can ask from hospital administrators. Both obstetricians and hospital administrator can either reject or accept a pending request, once a request has been accepted, it will be reflected in the patient or physician's profile. Once rejected, a notification will be given to the rejected user. If a patient is registered under a specific obstetrician, she can view some of the information related to the obstetrician. All users can view their pending requests from hospitals or obstetricians.

The functionalities of the mobile application are somehow similar to the ones in the web system. However, in the patient planner, obstetricians can only enter information that will be inserted in their patient's record. They can only view the entries via the web system. The application is just designed to provide access to the planners even without the presence of internet connection.

VI. CONCLUSION

The Mobile-based Pregnancy Support and Healthcare (MPreSH) Information System provides proper monitoring and healthcare support to women undergoing pregnancy. The system is capable of creating user accounts that can fully utilize the functionalities of the system. Each user has its own privilege and functionality provided.

Hospital administrators are capable of accepting pending requests from the obstetricians under their respective hospitals. Obstetricians – in – charge are the only ones with the privilege of entering symptoms and illnesses in the healthcare support module. They are the ones capable of updating the module.

Obstetricians have the ability to post articles accepted in .pdf formats for information needed by patients regarding pregnancy. The system also provided records managed by the obstetricians of each patient where information is continuously updated prior to consultations. This feature can be both accessed by either using the system or the mobile application provided.

Since consultations are a big factor during pregnancy, MPreSH provided a solution to this need by sending text messages to patients a day before their respective consultation that will serve as a reminder for patients. For proper information regarding pregnancy, patients have been provided a series of options. Articles uploaded by the experts can be viewed by the patients. They can also participate in forums focused in pregnancy which made the system patient centered. Also, patients have the privilege of acquiring knowledge regarding the changes

happening in her body as well as tips on overcoming these changes. Patients have been provided the due date tracker both of the web based system and mobile application that can serve as a personal diary of a woman undergoing pregnancy which takes note of the things happening in her body weekly per month.

Prior to pregnancy, women will definitely experience unusual things like vomiting, breast tenderness etc. that can lead to possible complications. Because of this, MPreSH provided a feature of having a healthcare module support where patients are requested to enter their experienced symptoms to provide knowledge and information on the different complications related. For a woman who is excited enough to have her baby, a due date calculator is provided to give information on a specific woman's estimated date of delivery by entering their last menstruation period (LMP).

Since not many can have access to the internet at all times, important modules from the web based system are also applied into the mobile application. With this, the patients can still be able to access to the healthcare module and can still update her daily record planner provided.

VII. RECOMMENDATIONS

The Mobile-based Pregnancy Support and Healthcare Information System provide information and knowledge regarding the details of being pregnant. However, pregnant women cannot substitute this to attending consultations with their doctors.

The user hospital administrator which registers a specific hospital has limited access and functionalities. Further improvement regarding the involvement of the hospital in the system is highly recommended. With that, more interactions can be made from the patient, physician and hospitals. Also, while a doctor is registered under a specific hospital, he/she can enter or register his/her schedule for future needs. This is important so that patients can take note of their respective physician's schedule in hospitals for future consultations. This can provide convenience for both the patient and physician. It is recommended that if this system will be developed, more functionality regarding the healthcare module will be made for better assurance of a pregnant woman's safety.

BIBLIOGRAPHY

- [1] Maniam, Jayanthi, Chin Chee Ken and Kanaga Chenapiah. "Mobile Phone Based Pregnancy Support System." EHealth: Right to HealthCare. August 13, 2010
<http://www.ehealthonline.org/articles/articledetails.asp?Title=MOBILE%20PHONE%20BASED%20PREGNANCY%20SUPPORT&ArticalID=1022&Type=CASE%20STUDY>
- [2] Archer, Norm. "Mobile eHealth: Making the case". 13 August, 2010.
http://docs.google.com/viewer?a=v&q=cache:nhrfxB71_dwJ:www.m4life.org/proceedings/2005/PDF/6_S035ANS08.pdf+Mobile+eHealth:+Making+the+Case&hl=en&pid=bl&srcid=ADGEEShnvndFjqQjhnnKxhTrCe8D7XtzAOINlsXPijF08dLwqIAun5r1B5dP4ZcbD0WLbmrVHygn1leeCSHzGUZMdRpzgtfYJSDVPI1VTe22Zp1c7BTvLt6Ha0U5Nrdm9Nws6IhC&sig=AHIEtbSp62AtUlj5xww5eINu_wXFuMx4Gw
- [3] Shahriyar, Rifat, Faizul Bari, Gourab Kundu, Sheikh Iqbal Ahamed, and Mostofa Akbar. "Intelligent Mobile Health Monitoring System (IMHMS)." International Journal of Control and Automation 2.3 (2009): 13-28.
- [4] Menstruation. <http://en.wikipedia.org/wiki/Menstruation>. Last Accessed August 13, 2010.
- [5] Sufi, Fahim, Qiang Fang, Seedahmed S. Mahmoud and Irena Cosic. "A Mobile Phone based Intelligent Telemonitoring Platform". International Summer School and Symposium on Medical Devices and Biosensors. (2006): 101-104.
- [6] Lorenz, Andreas, Reinhard Oppermann. "Mobile Health Monitoring for the elderly: designing for diversity." Pervasive and Mobile Computing. (2008): 1-18.
- [7] Song, M., H. Park, H. Myoung, and Kyoung-Joung Lee. "Development of Mobile Monitoring Systems for Emergency Situations." World Congress on Medical Physics and Biomedical Engineering. 14.28 (2007): 4080-4081.
- [8] Zhang P., Kogure Y., Matsuoka H., Akutagawa M., Kinouchi Y. and Zhang Q. "A remote patient monitoring system using a Java-enabled 3G mobile phone." Conference Proceedings: IEEE Engineering in Medicine and Biology Society. (2007): 3713-3716.
- [9] Halteren, Aart Van, Richard Bults, Katarzyna Wac, Dimitri Konstantas, Ing Widya, Nicolay Dokovsky, George Koprnikov, Val Jones, Rainer Herzog. "Mobile Patient Monitoring: The MobiHealth System." The Journal on Information and Technology Healthcare. 2.5 (2004): 365-373.

- [10] Rahman, Fazlur. "Mobile Health Monitoring System." International Conference on Automatic Control, Modeling and Simulation. (2006): 340-345.
- [11] Ikhu – Omoregbe, Nicholas. "Designing E-Education supports in E-Health based Systems." Turkish Online Journal of Distance Education. 9.3 (2008): 130-137.
- [12] Augustyniak, Piotr. "PDA-based System for Cardiology Home care and Pregnancy Monitoring." Institute of Automatics, AGH University of Science and Technology. August 27, 2010. http://eproceedings.worldscinet.com/9789812702234/9789812702234_0201.html
- [13] Gibson, O.J., W. R. Cobern, P. M. Hayton and L. Tarransek. "A GPRS Mobile Phone Telemedicine System for Self-management of Type 1 Diabetes." Department of Engineering Science, University of Oxford. August 27, 2010.
- [14] Pregnancy. <http://www.nichd.nih.gov/health/topics/pregnancy.cfm>. Last Accessed October 21, 2010.
- [15] Pregnancy. <http://www.medicalnewstoday.com/articles/38302.php>. Last Accessed October 21, 2010.
- [16] Naegele's Rule. <http://members.cox.net/david.kutzler/Naegele.htm>. Last Accessed October 21, 2010.
- [17] Bacterial Vaginosis. <http://www.americanpregnancy.org/pregnancycomplications/bacterialvaginosis.htm>. Last Accessed October 3, 2010.
- [18] Pregnancy Complications. http://www.righthealth.com/topic/Pregnancy_Complications/overview/adam20?fdid=Adamv2_000895. Last Accessed October 3, 2010.
- [19] Bleeding during pregnancy. <http://www.americanpregnancy.org/pregnancycomplications/bleedingduringpreg.html>. Last Accessed October 3, 2010.
- [20] Cholestasis Pregnancy. <http://www.americanpregnancy.org/pregnancycomplications/cholestasispregnancy.html>. Last Accessed October 3, 2010.
- [21] PIH. <http://www.americanpregnancy.org/pregnancycomplications/pih.htm> Last Accessed October 3, 2010.
- [22] Placental Abruptio. <http://www.americanpregnancy.org/pregnancycomplications/placentalabruption.html>. Last Accessed October 3, 2010.
- [23] Listeria. <http://www.americanpregnancy.org/pregnancycomplications/listeria.html>. Last Accessed October 3, 2010.
- [24] HELLP Syndrome. <http://www.americanpregnancy.org/pregnancycomplications/hellpsyndrome.html>. Last Accessed October 3, 2010.
- [25] UTI during Pregnancy. <http://www.americanpregnancy.org/pregnancycomplications/utiduringpreg.html>. Last Accessed October 3, 2010.
- [26] Hughes Syndrome. <http://www.hughes-syndrome.org>. Last Accessed October 3, 2010.

- [27] Hughes Syndrome. <http://www.medicalnewstoday.com/articles/181700.php>. Last Accessed October 3, 2010.
- [28] Preeclampsia. <http://www.americanpregnancy.org/pregnancycomplications/preeclampsia.html>. Last Accessed October 3, 2010.
- [29] CVI. <http://www.americanpregnancy.org/pregnancycomplications/cytomegalovirusinfection.html>. Last Accessed October 3, 2010.
- [30] Yeast Infection Pregnancy. <http://www.americanpregnancy.org/pregnancycomplications/yeastinfectionpreg.html>. Last Accessed October 3, 2010.
- [31] Hyper emesis Gravid arum. <http://www.americanpregnancy.org/pregnancycomplications/hyperemesisgravidarum.html> Last Accessed October 3, 2010.
- [32] Gestational Diabetes. <http://www.americanpregnancy.org/pregnancycomplications/gestationaldiabetes.html>. Last Accessed October 3, 2010.
- [33] Information Systems. <http://www.britannica.com/EBchecked/topic/287895/information-system>. Last Accessed September 6, 2010.
- [34] Information Systems. <http://www.bookrags.com/eb/information-system-eb/>. Last Accessed September 6, 2010.
- [35] Database Management System. <http://databases.about.com/od/administration/g/dbms.htm>. Last Accessed September 6, 2010.
- [36] SMS. <http://www.wirelessdevnet.com/channels/sms/features/sms.html>. Last Accessed September 6, 2010.
- [37] J2ME. <http://www.oracle.com/technetwork/java/javame/overview/index.html>. Last Accessed September 6, 2010.

APPENDIX

account.php

```
<?php
session_start();
if(!isset($_SESSION['username'])){
    header("location: index.php");
}
include ("config.php");
$user = $_SESSION['username'];
$sqluser = mysql_query("SELECT * FROM
user_table WHERE username = '$user'");
while($userrow = mysql_fetch_array($sqluser)){
    $id = $userrow['personID'];
    $utype = $userrow['user_type'];
}
$sqlperson = mysql_query("SELECT * FROM
person_table WHERE personID='$id'");
while($rowper = mysql_fetch_array($sqlperson))
{
    $pname = $rowper['first_name'];
    $gender = $rowper['gender'];
}
?>
<!DOCTYPE html PUBLIC "-//W3C//DTD XHTML 1.0
Strict//EN" "http://www.w3.org/TR/xhtml1/DTD/xhtml1-
strict.dtd">
<html xmlns="http://www.w3.org/1999/xhtml">
<head>
<meta http-equiv="content-type" content="text/html;
charset=utf-8" />
<title>MPRESH</title>
<meta name="keywords" content="" />
<meta name="description" content="" />
<link href="styles.css" rel="stylesheet" type="text/css"
media="screen" />
</head>
<body>
<div id="bg">
<?php include("header.php"); ?>
<div id="main">
<div id="maintop"></div>
<!-- content begins -->
<div id="content">
    <div id="right">
    <div id="archives">
    <h2>Welcome
        <?php
            switch($utype){
                case "patient":
```

```
                if($gender == "female"){
                    echo ''. $pname.'</img>';
                }else echo ''. $pname.'</img>'; break;
                case "obstetrician":
                    if($gender ==
"female")
                        echo ''. $pname.'</img>';
                    }else echo ''. $pname.'</img>'; break;
                    default:
echo ''. $pname.'</img>';
break;
                }
            }
        }
    }
    </h2>
    <div id="tit_b">
    <ul>
        <li><a href="logout.php">LOG-
OUT</a></li>
    </ul>
    </div>
    <?php
        switch($utype){
            case "patient": ?>
                <div class="tit_b">
                <ul>
                    <li><a
href="duedatecalcu.php">Due Date Tracker</a></li>
                    <li><a href="planner.php">Patient
Planner</a></li>
                    <li><a
href="healthmodule.php">Healthcare Module</a></li>
                </ul>
                </div>
                <h2>ARTICLES</h2>
                <div class="tit_b">
                <ul>
                    <li><a href="articles.php">View
Articles</a></li>
                </ul>
                </div>
            <?php
                break;
            case "hospital_admin":?>
```

```

        <h2>ARTICLES</h2>
        <div class="tit_b">
        <ul>
        <li><a href="articles.php">View
Articles</a></li>
        </ul>
        </div>
        <?php
        break;
        case "obstetrician"?>
        <h2>Patients</h2>
        <div class="tit_b">
        <ul>
        <li><a href="viewpatientlist.php">View
Patients</a></li>
        </ul>
        </div>
        <h2>ARTICLES</h2>
        <div class="tit_b">
        <ul>
        <li><a href="articles.php">View
Articles</a></li>
        <li><a href="addarticle.php">Add
Articles</a></li>
        </ul>
        </div>
        <h2>Healthcare Module</h2>
        <div class="tit_b">
        <ul>
        <li><a href="module.php">Edit
Module</a></li>
        <li><a href="addillnessform.php">Add
Illness</a></li>
        <li><a href="addsymptomform.php">Add
Symptoms</a></li>
        </ul>
        </div>
        <?php
        break;
        default:
        </div>
        </div>
        <div id="left">
        <div id="img_b"></div>
        <center><fieldset class="normal">
        <legend>Account Details</legend>
        <?php
        $sql = "SELECT *
FROM user_table WHERE username = '$user'";
        $result =
        mysql_query($sql);
        while ($row =
        mysql_fetch_array($result)){
        $id =
        echo
        <table width="350" cellpadding="3" cellspacing="3">
        class="trblue">
        <td class="tdfont">Username:</td>
        <td>$.row['username'].</td>
        </tr>
        <tr>
        <td class="tdfont">Password:</td>
        <td><input type="password" readonly
size=5 value="$.row['password']."></td>
        </tr>;
        echo
        </table><br><br>;
        }
        $sql1 = "SELECT
* FROM person_table WHERE personID = '$id'";
        $result1 =
        mysql_query($sql1);
        while ($row1 =
        mysql_fetch_array($result1)){
        echo
        <table width="350" cellpadding="3" cellspacing="3">
        class="trblue">
        <td class="tdfont">First Name:</td>
        <td>$.row1['first_name'].</td>
        </tr>
        <tr>
        <td class="tdfont">Middle Name:</td>
        <td>$.row1['middle_name'].</td>
        </tr>
        <tr>
        class="trblue">
        <td class="tdfont">Last Name:</td>
        <td>$.row1['last_name'].</td>
        </tr>
        <tr>
        <td class="tdfont">Birth Date:</td>
        <td>$.row1['birth_date'].</td>
        </tr>
        <tr>
        class="trblue">
        <td class="tdfont">Age:</td>
        <td>$.row1['age'].</td>
        </tr>
        <tr>
        <td class="tdfont">Gender:</td>
        <td>$.row1['gender'].</td>
        </tr>
        <tr>
        <td class="tdfont">Mobile Number:</td>
        <td>$.row1['mobile_number'].</td>
        </tr>
        <tr>
        <td class="tdfont">Phone Number:</td>
        <td>$.row1['phone_number'].</td>
        </tr>
        class="trblue">
        <td class="tdfont">Email Address:</td>
        <td>$.row1['email'].</td>
        </tr>;
        echo
        </table></fieldset><br>;

```

```

                                echo '
align=center><a href="updateaccountform.php"><input
type=button value="Edit Account" /></a>';
                                }
                                ?>
                                </center>
                                </div>
                                <div style="clear: both"></div>
</div>
<!-- content ends -->
<div id="mainbot"></div>
</div>
<?php include("footer.php"); ?>
</div>
</body>
</html>

```

accountform.php

```

<!DOCTYPE html PUBLIC "-//W3C//DTD XHTML 1.0
Strict//EN" "http://www.w3.org/TR/xhtml1/DTD/xhtml1-
strict.dtd">
<html xmlns="http://www.w3.org/1999/xhtml">
<head>

<meta http-equiv="content-type" content="text/html;
charset=utf-8" />
<title>MPRESH</title>
<meta name="keywords" content="" />
<meta name="description" content="" />
<link href="styles.css" rel="stylesheet" type="text/css"
media="screen" />
</head>
<body>
<div id="bg">

<!-- header begins -->
<div id="header">
    <div id="logo"><h1><a
href="#">MPRESH</a></h1></div>
    <div id="buttons">
        <ul>
            <li class="first"><a href="#"
title="">HOME</a></li>
            <li><a href="#"
title="">ARTICLES</a></li>
            <li><a href="#"
title="">REQUESTS</a></li>
            <li><a href="#"
title="">FORUMS</a></li>
            <li><a href="#"
title="">ACCOUNT</a></li>
        </ul>
    </div>
</div>
<!-- header ends -->

<div id="main">
<div id="maintop"></div>

```

```

<!-- content begins -->
<div id="content">
<table class="ds_box" cellpadding="0" cellspacing="0"
id="ds_conclass" style="display: none;">
<tr><td id="ds_calclass">
</td></tr>
</table>
<script language="JavaScript" src="calendar.js"></script>
<div id="right">
<div id="archives">
<h2>Welcome
Guest!</h2>
<div id="tit_b">
<form method="post" action="checklogin.php">
<ul>
<li>USERNAME: <input type="text"
name="username" /><br></li>
<li>PASSWORD: <input
type="password" name="password" /><br><br></li>
<input type="submit" name="submit"
value="LOG-IN">
or <a href="register.php"> REGISTER
</a>
</ul>
</form>
</div>
</div>
<div id="left">
<div id="img_b"></div>
<table class="ds_box"
cellpadding="0" cellspacing="0" id="ds_conclass"
style="display: none;">
<tr><td id="ds_calclass">
</td></tr>
</table>
<script type="text/javascript" src="calform.js"></script>
<?php
include("config.php");

$username=$_POST['username'];
$password=$_POST['password'];
$repassword=$_POST['repassword'];
$user_type=$_POST['user_type'];
$query = "SELECT username FROM user_table WHERE
username = '$username'";
$result = mysql_query($query);
$count = mysql_num_rows($result);
if($count == 1) {
    echo '
<h1><center>Username already
exists.<br><br>';
    echo '
<form>

```

```

                <input type="button"
value="Return to previous page"
onClick="javascript:history.go(-1)" />
                </form></center>;
            }
else {
    if(($username == "")||($password=="")||
($user_type=="")){
        echo
'<h1><center>Incomplete details. Please provide all the
needed information.<br><br>';
        echo '<form>
                <input
type="button" value="Return to previous page"
onClick="javascript:history.go(-1)" />
                </form><center>';
            }
else if($password != $repassword){
    echo '<h1><center>Passwords did not
match. Check the entered values.<br><br>';
    echo '<form>
                <input
type="button" value="Return to previous page"
onClick="javascript:history.go(-1)" />
                </form><center>';
            }
else {
    $sql = mysql_query("INSERT INTO
user_table (username, password, user_type)
VALUES('$username', '$password', '$user_type')");
    $query =
mysql_query("SELECT * FROM user_table WHERE
username='$username'");
    while($rowq =
mysql_fetch_array($query)){
        if($user_type=="patient"){

            $personID = "p_" . $rowq['userNo'];

            mysql_query("UPDATE user_table SET
personID = '$personID' WHERE username='$username'");
            $sql1 =
mysql_query("INSERT INTO patient_table (personID)
VALUES('$personID')");
        }

elseif($user_type=="obstetrician"){

            $personID = "o_" . $rowq['userNo'];

            mysql_query("UPDATE user_table SET
personID = '$personID' WHERE username='$username'");
            $sql1 =
mysql_query("INSERT INTO physician_table
(physicianID) VALUES('$personID')");
        }

elseif($user_type=="ob_incharge"){

            $personID = "oic_" . $rowq['userNo'];

```

```

        mysql_query("UPDATE user_table SET
personID = '$personID' WHERE username='$username'");
        $sql1 =
mysql_query("INSERT INTO ob_incharge_table
(ob_inchargeID) VALUES('$personID')");
    }

elseif($user_type=="hospital_admin"){

    $personID = "h_" . $rowq['userNo'];

    mysql_query("UPDATE user_table SET
personID = '$personID',status = 0 WHERE
username='$username'");
}

?>
<center><fieldset class="normal">
    <legend><h1>Fill up your personal
profile:</h1></legend>
    <table border=0px cellpadding=3px
cellspacing=3px>
        <form method="post"
action="registersuccess.php">
            <tr>
                <td><font color=red>* </font>First Name: </td>
                <td><input type="text" name="first_name"
/></td>
            </tr>
            <tr>
                <td>Middle Name: </td>
                <td><input type="text" name="middle_name"
/></td>
            </tr>
            <tr>
                <td><font color=red>* </font>Last Name: </td>
                <td><input type="text" name="last_name"
/></td>
            </tr>
            <tr>
                <td>Birth
Date: </td>
                <td><input readonly="readonly" size=10
type="text" name="birth_date" onclick="ds_sh(this);"
style="cursor: text"/></td>
            </tr>
            <tr>
                <td><font color=red>* </font>Gender: </td>
                <td></td>
            </tr>
            <tr>
                <td></td><td><input type="radio"
name="gender" value="male" /> Male</td>
            </tr>

```

```

        <tr>
            <td></td><td><input type="radio"
name="gender" value="female" /> Female</td>
        </tr>
    </tr>
    <td><font color=red>* </font>Mobile Number:
</td>
    <td><input type="text"
name="mobile_number" /></td>
    </tr>
    <td><input type="text"
name="phone_number" /></td>
    </tr>
    <td><font color=red>* </font>Email Address:
</td>
    <td><input type="text" name="email" /></td>
    </tr>
    <tr>
        <td><font color=red>* </font>Hospital
Name: </td>
        <td><input type=text
name='hosp_name' /></td>
    </tr>
    <td><font color=red>* </font>Hospital
Address: </td>
    <td><input type=text
name='hosp_add' /></td>
    </tr>
    <tr>
        <td><input type="submit" name="submit"
value="Register"></td>
    </tr>
</table>
</form>
</div>
<div id="main" style="text-align:center">
    <input type="hidden" name="personID" value="<?php echo
$personID;?>" />
    <input type="submit" name="submit" value="Register" />
</div>
<div id="mainbot"></div>
</div>
<?php include("footer.php"); ?>

```

```

</body>
</html>

addarticle.php
<?php include('constant.php');?>
<!DOCTYPE html PUBLIC "-//W3C//DTD XHTML 1.0
Strict//EN" "http://www.w3.org/TR/xhtml1/DTD/xhtml1-
strict.dtd">
<html xmlns="http://www.w3.org/1999/xhtml">
<head>
    <meta http-equiv="content-type" content="text/html;
charset=utf-8" />
    <title>MPRESH</title>
    <meta name="keywords" content="" />
    <meta name="description" content="" />
    <link href="styles.css" rel="stylesheet" type="text/css"
media="screen" />
</head>
<body>
    <div id="bg">
        <?php include("header.php"); ?>
        <div id="main">
            <div id="maintop"></div>
            <!-- content begins -->
            <div id="content">
                <div id="right">
                    <div id="archives">
                        <h2>Welcome
                        </h2>
                        <?php
                            switch($ustype){
                                case "patient":
                                    if($ugender == "female"){
                                        echo ''. $pname.'</img>';
                                    }else echo ''. $pname.'</img>'; break;
                                case "obstetrician":
                                    if($ugender == "female"){
                                        echo
''. $pname.'</img>';
                                    }else echo ''. $pname.'</img>'; break;
                                default: echo ''. $pname.'</img>'; break;
                            }
                        </div>
                    </div>
                </div>
            </div>
        </div>
    </body>
</html>

```

```

        ?>!
    </h2>
    </tr>
    <div id="tit_b">
    <ul>
    <li><a href="logout.php">LOG-
OUT</a></li>
    </ul>
    </div>
    <?php
switch($stype){
    case
"patient":
    include ("sidepatient.php");
    break;
    case
"hospital_admin":
    include("sidehospital.php");
    break;
    case
"obstetrician":
    include("sidedoctor.php");
    break;
    case
"ob_incharge":
    include("sideob.php");
    break;
default:
} ?>
</div>
</div>
<div id="left">
    <div id="img_b"></div>
    <center>
    <fieldset
class="normal">
    <legend>Post an
Article</legend>
    <form
method="post" enctype="multipart/form-data"
action="addarticledb.php">
    <table width="400"
cellpadding="3" cellspacing="3">
    <tr
class="trblue">
        <td class="tdfont">Author: </td>
        <td><input type="text" size=30
name="author"/></td>
    </tr>
    </table>
    </div>
    <div style="clear: both"></div>
    <!-- content ends -->
    <div id="mainbot"></div>
    </div>
    <?php include("footer.php"); ?>

```



```

</div>
</body>
</html>

```

addarticledb.php

```

<?php
    include('constant.php');
    $author = $_POST['author'];
    $title = $_POST['title'];
    $topic = $_POST['topic'];
    $date_posted = date("Y-m-d");
?>
<!DOCTYPE html PUBLIC "-//W3C//DTD XHTML 1.0
Strict//EN" "http://www.w3.org/TR/xhtml1/DTD/xhtml1-
strict.dtd">
<html xmlns="http://www.w3.org/1999/xhtml">
<head>

<meta http-equiv="content-type" content="text/html;
charset=utf-8" />
<title>MPRESH</title>
<meta name="keywords" content="" />
<meta name="description" content="" />
<link href="styles.css" rel="stylesheet" type="text/css"
media="screen" />
</head>
<body>

<div id="bg">

<?php include("header.php"); ?>

<div id="main">
<div id="maintop"></div>
<!-- content begins -->
<div id="content">
    <div id="right">
    <div id="archives">
        <h2>Welcome
        <?php

            switch($stype){

                case "patient":

                    if($gender == "female"){

                        echo ''. $pname.'</img>';

                        } else echo ''. $pname.'</img>'; break;

                case "obstetrician":

                    if($gender == "female"){

                        echo

'. $pname.'</img>';

```

```

                    } else echo ''. $pname.'</img>'; break;

                    default: echo ''. $pname.'</img>'; break;

                }

            } ?>

        </h2>

        <div id="tit_b">

        <ul>

            <li><a href="logout.php">LOG-
OUT</a></li>

        </ul>

        </div>
    <?php

        switch($stype){

            case

"patient":

                include ("sidepatient.php");

                break;

            case

"hospital_admin":

                include("sidehospital.php");

                break;

            case

"obstetrician":

                include("sidedoctor.php");

                break;

            case

"ob_incharge":

                include("sideob.php");

                break;

            default:

        } ?>

    </div>
</div>
<div id="left">
    <div id="img_b"></div>
</center>
<?php

define

("FILEREPOSITORY", ".");

if($author == "" ||

$title == ""){

    echo

<h1>Incomplete input details. Fill up all fields.</h1>;

    echo

<form>

```

```

        <br><input type="button"
value="Return to previous page"
onClick="javascript:history.go(-1)" />

    </form>';
    }
    else if(!
is_uploaded_file($_FILES['article']['tmp_name'])) {
        echo
'<h1>No File uploaded!</h1>';
        echo
'<form>

        <br><input type="button"
value="Return to previous page"
onClick="javascript:history.go(-1)" />

        </form>';
    } else if
(is_uploaded_file($_FILES['article']['tmp_name'])) {
        if
($_FILES['article']['type'] != "application/pdf") {
            echo "<h1>Articles must be uploaded in PDF
format.</h1>";
        } else {

            $name = $title . $date_posted;

            $result = move_uploaded_file($_FILES['article']
['tmp_name'], FILEREPOSITORY."article/$name.pdf");
            if ($result == 1) {
                echo "<h1>File successfully
uploaded.</h1>";

                <fieldset class='normal'>;

                $article_text = "article/$name.pdf";

                $sql = "SELECT personID, username
FROM user_table WHERE username = '$user'";
                $result = mysql_query($sql);

                while ($row =
mysql_fetch_array($result)){
                    $personid =
$row['personID'];

                }

                $insert = mysql_query("INSERT INTO
article_table (personID, author, title, date_posted,
article_text, topic)

```

```

VALUES('$personid', '$author', '$title',
'$date_posted', '$article_text','$topic')");

        $lastid = mysql_insert_id();
        $view = mysql_query("SELECT * FROM
article_table WHERE articleNo = '$lastid'");
        while ($row = mysql_fetch_array($view)){
            echo '<table align=center border="1"
bordercolor="#0000FF" style="background-
color:#FFFFFF"
            width="350"
cellpadding="3" cellspacing="3">
            <tr class="trblue">
                <td
class="tdfont">Author:</td>
                <td>!. $row['author'].</td>
            </tr>
            <tr>
                <td
class="tdfont">Title:</td>
                <td>!. $row['title'].</td>
            </tr>
            <tr
class="trblue">
                <td class="tdfont">Date:</td>
                <td>!. $row['date_posted'].</td>
            </tr>
            <tr>
                <td class="tdfont">Article uploaded:</td>
                <td><a href="." $row['article_text'].
target=_blank>!. $row['article_text'].</td>
            </tr>';
            echo
'</table></fieldset><br>';
            echo '<form>

            <br><input type="button" value="Return to
previous page" onClick="javascript:history.go(-1)" />

            </form>';
        }
    }
}

```

```

        }else echo "<h1>There was a problem uploading
the file.</h1>";
    }
}
?>
</center>
</div>
<div style="clear: both"></div>
</div>
<!-- content ends -->
<div id="mainbot"></div>
</div>
<?php include("footer.php"); ?>
</div>
</body>
</html>

```

addillness.php

```

<?php
include("constant.php");
$user = $_SESSION['username'];
$illness_name = $_POST['illness_name'];
$description = $_POST['description'];
$trimester = $_POST['trimester'];
$treatment = $_POST['treatment'];
?>

<!DOCTYPE html PUBLIC "-//W3C//DTD XHTML 1.0
Strict//EN" "http://www.w3.org/TR/xhtml1/DTD/xhtml1-
strict.dtd">
<html xmlns="http://www.w3.org/1999/xhtml">
<head>

<meta http-equiv="content-type" content="text/html;
charset=utf-8" />
<title>MPRESH</title>
<meta name="keywords" content="" />
<meta name="description" content="" />
<link href="styles.css" rel="stylesheet" type="text/css"
media="screen" />
</head>
<body>

<div id="bg">

<?php include("header.php"); ?>

<div id="main">
<div id="maintop"></div>
<!-- content begins -->
<div id="content">
    <div id="right">
    <div id="archives">
        <h2>Welcome
        <?php
switch($stype){

```

```

        case "patient":
            if($ugender == "female"){
                echo ''. $pname.'</img>';
            }else echo ''. $pname.'</img>'; break;
        case "obstetrician":
            if($ugender == "female"){
                echo
''. $pname.'</img>';
            }else echo ''. $pname.'</img>'; break;
            default: echo ''. $pname.'</img>'; break;
        }
?>
</h2>
<div id="tit_b">
<ul>
    <li><a href="logout.php">LOG-
OUT</a></li>
</ul>
</div>
<?php
switch($stype){
    case
"patient":
        include ("sidepatient.php");
        break;
    case
"hospital_admin":
        include("sidehospital.php");
        break;
    case
"obstetrician":
        include("sidedoctor.php");
        break;
    case
"ob_incharge":
        include("sideob.php");

```

```

break;
break;
</div>
</div>
<div id="left">
  <div id="img_b"></div>
  <center>
    <?php
      if($illness_name == "" &&
      $description == "" && $treatment == "" && $trimester ==
      ""){
        echo '<h1>Fill up
all the required fields.</h1>';
        echo '<form>
        <br><input type="button" value="Return to
previous page" onClick="javascript:history.go(-1)" />
</form>';
      }else{
        $sql =
mysql_query("SELECT illness_name FROM illness_table
WHERE illness_name = '$illness_name'");
        $count =
mysql_num_rows($sql);
        if($count != 1){
          $insert =
mysql_query("INSERT INTO illness_table
(illness_name,description,trimester,treatment)
VALUES ('$illness_name',
'$description', '$trimester', '$treatment')");
          $select =
mysql_query("SELECT * FROM illness_table WHERE
illness_name='$illness_name'");
          while($srow = mysql_fetch_array($select)){
            $illnessID = "ill_" . $srow['illnessNo'];
          }
          mysql_query("UPDATE illness_table SET
illnessID = '$illnessID' WHERE
illness_name='$illness_name'");
          if($_POST['sym1'] == "" && $_POST['symNo']
== "1") {
            $symtotal = 1;
          } else {
            $symtotal = $_POST['symNo'] + 1;
          }
          $sym =
array();
          $i < $symtotal ; $i++){
            break;
            default:
            } ?>
            mysql_query("INSERT INTO
illness_symptom (illnessID,symptomID)
VALUES('$illnessID', '$sym[$i]");
            }
            ?>
            <h1>Entry for new Illness
was successfully added.<h1>
            <fieldset class="normal">
            <?php
              $view =
mysql_query("SELECT * FROM illness_table WHERE
illness_name = '$illness_name'");
              while($row =
mysql_fetch_array($view)){
                echo
                '<table width=450 cellpadding=3 cellspacing=3>
                <tr class="trblue">
                <td class="tdfont">Name of
Illness: </td>
                <td>'.
                $row['illness_name'].'</td>
                </tr>
                <tr>
                <td
                class="tdfont">Description: </td>
                <td>'.
                $row['description'].'</td>
                </tr>
                <tr class="trblue">
                <td
                class="tdfont">Symptoms: </td></tr>;
                $sym = mysql_query("SELECT *
FROM illness_symptom WHERE illnessID =
'$illnessID'");
                while($srow =
mysql_fetch_array($sym)){
                  $selname =
mysql_query("SELECT * FROM symptom_table WHERE
symptomID = '$srow[symptomID]'");
                  while($nrow =

```

```

                                echo
'<tr><td></td><td>'. $row['symptom_name']. '</td></tr>';
                                }
                                }
                                echo
'</tr>

                                <tr>

                                <td class="tdfont">Period of
Pregnancy present: </td>

                                <td>'. $row['trimester']. '</td>

                                </tr>

                                <tr class="trblue">

                                <td
class="tdfont">Treatment: </td>

                                <td>'. $row['treatment']. '</td>

                                </tr>

                                </table></fieldset>';
                                echo
'<form>

                                <br><input type="button" value="Return to
previous page" onClick="javascript:history.go(-1)" />

                                </form>';

                                } else {
                                echo
"Name of Illness already exists.</h1>";
                                echo
'<form>

                                <br><input type="button" value="Return to
previous page" onClick="javascript:history.go(-1)" />

                                </form>';

                                }
                                }
                                ?>
                                </center>
                                </div>
                                <div style="clear: both"></div>
                                </div>
                                <!-- content ends -->
                                <div id="mainbot"></div>
                                </div>
                                <?php include("footer.php"); ?>

                                </div>
                                </body>
                                </html>

```

addillnessform.php

```

<?php include("constant.php"); ?>
<!DOCTYPE html PUBLIC "-//W3C//DTD XHTML 1.0
Strict//EN" "http://www.w3.org/TR/xhtml1/DTD/xhtml1-
strict.dtd">
<html xmlns="http://www.w3.org/1999/xhtml">
<head>

<meta http-equiv="content-type" content="text/html;
charset=utf-8" />
<title>MPRESH</title>
<meta name="keywords" content="" />
<meta name="description" content="" />
<link href="styles.css" rel="stylesheet" type="text/css"
media="screen" />

<script type="text/javascript">
                                var symNo = 1;
                                function addBox() {
                                    sym.innerHTML =
sym.innerHTML + "<select name='sym'+symNo+'>" +
" <?php
$select =
mysql_query("SELECT * FROM symptom_table ORDER
BY symptom_name");
                                echo
'<option>Choose a Symptom..</option>';
                                while($rows =
mysql_fetch_array($select)){
                                    echo
'<option value='.$rows['symptomID'].>'.
$rows['symptom_name'].</option>';
                                    }
                                ?>
                                ></select>&nbsp;<input type=button value=+
onClick=addBox() /><br><br>"
                                    sym.innerHTML =
sym.innerHTML + "<input type='hidden' name='symNo'
value="+symNo+">"
                                    symNo++;
                                }
                                </script>
                                </head>
                                <body>

                                <div id="bg">

                                <?php include("header.php"); ?>

                                <div id="main">
                                <div id="maintop"></div>
                                <!-- content begins -->
                                <div id="content">
                                    <div id="right">
                                    <div id="archives">
                                        <h2>Welcome
                                        <?php
switch($utype){

```

```

        case "patient":
            if($gender == "female"){
                echo ''. $pname.'</img>';
            }else echo ''. $pname.'</img>'; break;
        case "obstetrician":
            if($gender == "female"){
                echo
''. $pname.'</img>';
            }else echo ''. $pname.'</img>'; break;
        default: echo ''. $pname.'</img>'; break;
    }
    ?>
    </h2>
    <div id="tit_b">
    <ul>
        <li><a href="logout.php">LOG-
OUT</a></li>
    </ul>
    </div>
    <?php
switch($stype){
    case
"patient":
        include ("sidepatient.php");
        break;
    case
"hospital_admin":
        include("sidehospital.php");
        break;
    case
"obstetrician":
        include("sidedoctor.php");
        break;
    case
"ob_incharge":
        include("sideob.php");
        break;
    default:
} ?>
</div>
</div>
<div id="left">
    <div id="img_b"></div>
    <center>
        <fieldset class="normal"><legend>Add
Illness into Healthcare Database</legend><br>
        <form method=post
action="addillness.php">
            <center><table
width=450 cellspacing=10>
                <tr
class="trblue">
                    <td class="tdfont">Name of Illness: </td>
                    <td><input type="text" name="illness_name"
size=38 /></td>
                </tr>
                <tr>
                    <td class="tdfont">Description: </td>
                    <td><textarea name="description" rows=10
cols=30></textarea><br>Note:Use <br > for new
space.</td>
                </tr>
            </table>
            <tr
class="trblue">
                <td class="tdfont">Symptoms: </td>
                <td>
                    <select name="sym0">
                        <?php
                            $select =
mysql_query("SELECT * FROM symptom_table ORDER
BY symptom_name");
                            echo '<option>Choose a
Symptom..</option>';
                            while($rows =
mysql_fetch_array($select)){
                                echo '<option
value='.$rows['symptomID'].>'.
$rows['symptom_name'].'</option>';
                            }
                        </select>
                    </td>
                </tr>
            </table>
        </form>
    </center>
</div>

```

```

        <input type="button" value="+"  
onClick="addBox()" />
        <input type="hidden" value="1"  
name="symNo" />
        <br><div id="sym"></div>
    </td>
    <tr>
    <tr>
    <td class="tdfont">Period of Pregnancy Present:
</td>
    <td><select name="trimester">
        <option>Choose
one</option>
        <option value="first  
trimester">first semester</option>
        <option value="second  
trimester">second semester</option>
        <option value="third  
trimester">third semester</option>
    </select>
    </td>
    </tr>
    <tr>
    <td class="trblue">
    <td class="tdfont">Treatment: </td>
    <td><textarea name="treatment" rows=10  
cols=30></textarea><br>Note:Use <br > for new  
space.</td>
    </tr>
    </table></fieldset><br>
    <input type=submit  
value="Submit" /></center>
    </form>
    </center>
    </div>
    <div style="clear: both"></div>
</div>
<!-- content ends -->
<div id="mainbot"></div>
</div>
<?php include("footer.php"); ?>
</div>
</body>
</html>

```

addpost.php

```

<?php include("constant.php"); ?>
<!DOCTYPE html PUBLIC "-//W3C//DTD XHTML 1.0  
Strict//EN" "http://www.w3.org/TR/xhtml1/DTD/xhtml1-  
strict.dtd">
<html xmlns="http://www.w3.org/1999/xhtml">
<head>
    <meta http-equiv="content-type" content="text/html;  
charset=utf-8" />
    <title>MPRESH</title>
    <meta name="keywords" content="" />
    <meta name="description" content="" />
    <link href="styles.css" rel="stylesheet" type="text/css"  
media="screen" />
</head>
<body>
    <div id="bg">
    <?php include("header.php"); ?>
    <div id="main">
    <div id="maintop"></div>
    <!-- content begins -->
    <div id="content">
        <div id="right">
        <div id="archives">
    <h2>Welcome
    <?php
        switch($stype){
            case "patient":
                if($gender == "female"){
                    echo ''. $pname.'</img>';
                }else echo ''. $pname.'</img>'; break;
            case "obstetrician":
                if($gender == "female"){
                    echo
''. $pname.'</img>';
                }else echo ''. $pname.'</img>'; break;
                default: echo ''. $pname.'</img>'; break;
            }
        }
    </h2>
    <div id="tit_b">

```

```

        <ul>
            <li><a href="logout.php">LOG-
OUT</a></li>
        </ul>
    </div>
    <?php
        switch($stype){
            case
            "patient":
                include ("sidepatient.php");
                break;
            case
            "hospital_admin":
                include("sidehospital.php");
                break;
            case
            "obstetrician":
                include("sidedoctor.php");
                break;
            case
            "ob_incharge":
                include("sideob.php");
                break;
            default:
            } ?>
    </div>
    </div>
    <div id="left">
        <div id="img_b"></div>
        <center>
            <?php
                $topic =
                $_POST['topic'];
                $post =
                $_POST['post'];
                $date = date("y-m-
d");
                if(!
                empty($_POST['submit'])){
                    $insert =
                    mysql_query("INSERT INTO
                    forum_table(personID,user_type,date_posted,topic,message
                    )
                    VALUES('$id','$stype','$date','$topic','$post')");
                    echo
                    <h1>Forum message posted.</h1>;
                }
            </div>
        </body>
    </html>

        ?>
        <fieldset class="normal">
            <legend>Add New
                <form
                    method=post>
                    <table
                        width=450 cellpadding=3 cellspacing=3>
                            <tr>
                                <td class="tdfont">Topic:</td>
                                <td><input type=text name=topic
                                    size=45></td>
                            </tr>
                            <tr>
                                <td class="tdfont">Message:</td>
                                <td><textarea name=post rows=5
                                    cols=35></textarea></td>
                            </tr>
                        </table>
                    </fieldset>
                    <br><input
                    type=submit name="submit" value="Post Message">
                    </form>
                    </center>
                    </div>
                    <div style="clear: both"></div>
                </div>
                <!-- content ends -->
                <div id="mainbot"></div>
            </div>
            <?php include("footer.php"); ?>
        </div>
    </body>
</html>

addrecord.php
<?php include('constant.php');?>
<!DOCTYPE html PUBLIC "-//W3C//DTD XHTML 1.0
Strict//EN" "http://www.w3.org/TR/xhtml1/DTD/xhtml1-
strict.dtd">
<html xmlns="http://www.w3.org/1999/xhtml">
<head>
    <meta http-equiv="content-type" content="text/html;
    charset=utf-8" />
    <title>MPRESH</title>
    <meta name="keywords" content="" />
    <meta name="description" content="" />
    <link href="styles.css" rel="stylesheet" type="text/css"
    media="screen" />
</head>
<body>

```



```

<div id="bg">
<?php include("header.php"); ?>
<div id="main">
<div id="maintop"></div>
<!-- content begins -->
<div id="content">
    <div id="right">
    <div id="archives">
        <h2>Welcome
        <?php

switch($utype){
    case "patient":
        if($ugender == "female"){
            echo ''. $pname.'</img>';
        } else echo ''. $pname.'</img>'; break;
    case "obstetrician":
        if($ugender == "female"){
            echo
''. $pname.'</img>';
        } else echo ''. $pname.'</img>'; break;
        default: echo ''. $pname.'</img>'; break;
    }
    ?>!
    </h2>
    <div id="tit_b">
    <ul>
        <li><a href="logout.php">LOG-
OUT</a></li>
    </ul>
    </div>
    <?php

switch($utype){
    case
"patient":
        include ("sidepatient.php");

        break;
    "hospital_admin":
        case
        include("sidehospital.php");

        break;
    "obstetrician":
        case
        include("sidedoctor.php");

        break;
    "ob_incharge":
        case
        include("sideob.php");

        break;
    default:
        } ?>
    </div>
    </div>
    <div id="left">
    <div id="img_b"></div>
    <center>
        <?php
        $patient =
        $_POST['patient'];
        $current_weight =
        $_POST['current_weight'];
        $current_bp =
        $_POST['current_bp'];
        $period_of_preg =
        $_POST['period_of_preg'];
        $aog =
        $_POST['aog'];
        $fundic =
        $_POST['fundic'];
        $next_consultation
        = $_POST['next_consultation'];
        $preg_time =
        $_POST['preg_time'];
        $date_today =
        date("Y-m-d");
        $consult_details =
        $_POST['consult_details'];
        $time =
        strftime("%H:%M:%S");

        $sql =
        mysql_query("SELECT * FROM user_table WHERE
        username = '$user'");
        while ($row =
        mysql_fetch_array($sql)){
            $id =
            $row['personID'];

            $result =
            mysql_query("SELECT MAX(date_entered) FROM
            planner_table WHERE personID='$patient'");

```

```

                                $last_consultation
= mysql_result($result, 0);
                                $sql1 =
mysql_query("INSERT INTO planner_table (personID,
physicianID, hospitalID, current_weight, current_bp,
period_of_preg,aog, fundic_height, last_consultation,

                                next_consultation, date_entered, time_entered,
consult_details,preg_time)
VALUES('$patient','$id','$shchoose','$current_weight',
'$current_bp', '$period_of_preg',

                                '$aog','$fundic','$last_consultation',
'$next_consultation', '$date_today', '$time',
'$consult_details', '$preg_time)");

                                echo
'<h1>Successfully added an entry.</h1>';
                                ?>
                                </center>
                                </div>
                                <div style="clear: both"></div>
</div>
<!-- content ends -->
<div id="mainbot"></div>
</div>
<?php include("footer.php"); ?>

</div>
</body>
</html>

```

addsymptom.php

```

<?php
include("constant.php");
$user = $_SESSION['username'];
$symptom_name = $_POST['symptom_name'];
$details = $_POST['details'];
?>

<!DOCTYPE html PUBLIC "-//W3C//DTD XHTML 1.0
Strict//EN" "http://www.w3.org/TR/xhtml1/DTD/xhtml1-
strict.dtd">
<html xmlns="http://www.w3.org/1999/xhtml">
<head>

<meta http-equiv="content-type" content="text/html;
charset=utf-8" />
<title>MPRESH</title>
<meta name="keywords" content="" />
<meta name="description" content="" />
<link href="styles.css" rel="stylesheet" type="text/css"
media="screen" />
</head>
<body>

<div id="bg">

<?php include("header.php"); ?>

<div id="main">

```

```

<div id="maintop"></div>
<!-- content begins -->
<div id="content">
    <div id="right">
        <div id="archives">

                <h2>Welcome
                <?php

                switch($stype){

                    case "patient":

                            if($gender == "female"){

                                    echo ''. $pname.'</img>';

                                    }else echo ''. $pname.'</img>'; break;

                    case "obstetrician":

                            if($gender == "female"){

                                    echo
''. $pname.'</img>';

                                    }else echo ''. $pname.'</img>'; break;

                            default: echo ''. $pname.'</img>'; break;

                            }

                ?>!

                </h2>

                <div id="tit_b">

                <ul>

                <li><a href="logout.php">LOG-
OUT</a></li>

                </ul>

                </div>
                <?php

                switch($stype){

                    case

"patient":

                            include ("sidepatient.php");

                            break;

                    case

"hospital_admin":

                            include("sidehospital.php");

                            break;

```

```

"obstetrician":
    include("sidedoctor.php");
    break;
"ob_incharge":
    include("sideob.php");
    break;
break;
    </div>
    </div>
    <div id="left">
        <div id="img_b"></div>
    </center>
        <?php
            if($symptom_name == ""
&& $details == ""){
                echo '<h1>Fill up
all the required fields.</h1>';
                echo '<form>
                <br><input type="button" value="Return to
previous page" onClick="javascript:history.go(-1)" />
                </form>';
            }else{
                $sql =
mysql_query("SELECT symptom_name FROM
symptom_table WHERE symptom_name =
'$symptom_name'");
                $count =
mysql_num_rows($sql);
                if($count != 1){
                    $insert =
mysql_query("INSERT INTO symptom_table
(symptom_name, details)
VALUES
('$symptom_name', '$details')");
                    $select =
mysql_query("SELECT * FROM symptom_table WHERE
symptom_name='$symptom_name'");
                    while($srow = mysql_fetch_array($select)){
                        $symptomID = "sym_" . $srow['symptomNo'];
                    }
                    $insertid
= mysql_query("UPDATE symptom_table SET
symptomID = '$symptomID' WHERE
symptom_name='$symptom_name'");
                    ?>
                    <h1>Entry for new Symptom
was successfully added.<h1>
                    <fieldset class="normal">
                    <?php
                                case
                                $view =
mysql_query("SELECT * FROM symptom_table WHERE
symptom_name = '$symptom_name'");
                                while($row =
mysql_fetch_array($view)){
                                    echo
'<table width=450 cellpadding=3 cellspacing=3>
                                    <tr class="trblue">
                                        <td class="tdfont">Name of
Symptom: </td>
                                        <td>'.
$srow['symptom_name'].</td>
                                    </tr>
                                    <tr>
                                        <td
class="tdfont">Description / Details: </td>
                                        <td>'. $row['details'].</td>
                                    </tr>
                                </table></fieldset>';
                                echo
'<form>
                                <br><input type="button" value="Return to
previous page" onClick="javascript:history.go(-1)" />
                                </form>';
                            }
                            }else{
                                echo
'<h1>Name of Symptom already exists.</h1>';
                                echo
'<form>
                                <br><input type="button" value="Return to
previous page" onClick="javascript:history.go(-1)" />
                                </form>';
                            }
                        }
                    ?>
                    </center>
                    </div>
                    <div style="clear: both"></div>
                </div>
                <!-- content ends -->
                <div id="mainbot"></div>
                </div>
                <?php include("footer.php"); ?>
            </div>
        </body>
    </html>

```

addsymptomform.php

```
<?php include("constant.php"); ?>
<!DOCTYPE html PUBLIC "-//W3C//DTD XHTML 1.0
Strict//EN" "http://www.w3.org/TR/xhtml1/DTD/xhtml1-
strict.dtd">
<html xmlns="http://www.w3.org/1999/xhtml">
<head>

<meta http-equiv="content-type" content="text/html;
charset=utf-8" />
<title>MPRESH</title>
<meta name="keywords" content="" />
<meta name="description" content="" />
<link href="styles.css" rel="stylesheet" type="text/css"
media="screen" />
</head>
<body>

<div id="bg">

<?php include("header.php"); ?>

<div id="main">
<div id="maintop"></div>
<!-- content begins -->
<div id="content">
    <div id="right">
    <div id="archives">

        <h2>Welcome
        <?php

            switch($utype){

                case "patient":

                    if($ugender == "female"){

                        echo ''. $pname.'</img>';

                    } else echo ''. $pname.'</img>'; break;

                case "obstetrician":

                    if($ugender == "female"){

                        echo

''. $pname.'</img>';

                    } else echo ''. $pname.'</img>'; break;

                    default: echo ''. $pname.'</img>'; break;

                }

            } ?>

        </h2>

        <div id="tit_b">
```

```
</ul>

        <li><a href="logout.php">LOG-
OUT</a></li>

    </ul>

</div>
<?php

    switch($utype){

        "patient": case

            include ("sidepatient.php");

            break;

        "hospital_admin": case

            include("sidehospital.php");

            break;

        "obstetrician": case

            include("sidedoctor.php");

            break;

        "ob_incharge": case

            include("sideob.php");

            break;

        default:

    } ?>

</div>
</div>
<div id="left">
    <div id="img_b"></div>
    <center><fieldset class="normal">
        <legend>Add Symptom into
Healthcare Database</legend><br>
        <form method=post
action="addsymptom.php">
            <center><table
width=450 cellpadding=10>
                <tr
class="trblue">

                    <td class="tdfont">Name of Symptom: </td>

                    <td><input type="text" name="symptom_name"
size=38 /></td>
                </tr>
                <tr>

                    <td class="tdfont">Description / Details: </td>

                    <td><textarea name="details" rows=10
```

```

cols=30></textarea><br>Note:Use < br > for new
space.</td>
</tr>
</table></fieldset><br>
<input type=submit
value="Submit" /></center>
</form>
</center>
</div>
<div style="clear: both"></div>
</div>
<!-- content ends -->
<div id="mainbot"></div>
</div>
<?php include("footer.php"); ?>
</div>
</body>
</html>

```

adminaccount.php

```

<?php include("constant.php"); ?>
<!DOCTYPE html PUBLIC "-//W3C//DTD XHTML 1.0
Strict//EN" "http://www.w3.org/TR/xhtml1/DTD/xhtml1-
strict.dtd">
<html xmlns="http://www.w3.org/1999/xhtml">
<head>
<meta http-equiv="content-type" content="text/html;
charset=utf-8" />
<title>MPRESH</title>
<meta name="keywords" content="" />
<meta name="description" content="" />
<link href="styles.css" rel="stylesheet" type="text/css"
media="screen" />
</head>
<body>
<div id="bg">
<div id="header">
<div id="logo"><h1><a
href="#">MPRESH</a></h1></div>
<div id="buttons">
<ul>
<li class="first"><a
href="adminpage.php" title="">HOME</a></li>
<li><a href="viewusers.php"
title="">USERS</a></li>
<li><a href="request.php"
title="">REQUESTS</a></li>
<li><a href="mpresh.php"
title="">DOWNLOAD</a></li>
<li><a
href="adminaccount.php" title="">ACCOUNT</a></li>
</ul>
</div>
</div>
<div id="main">

```

```

<div id="maintop"></div>
<!-- content begins -->
<div id="content">
<div id="right">
<div id="archives">
<h2>Welcome
Admin!
</h2>
<div id="tit_b">
<ul>
<li><a href="logout.php">LOG-
OUT</a></li>
</ul>
</div>
</div>
<div id="left">
<div id="img_b"></div>
<center>
<?php
if(!empty($_GET['edit']))){
$select =
mysql_query("SELECT * FROM user_table WHERE
user_type = '$utype'");
$row =
mysql_fetch_array($select);
echo '<fieldset
class="normal"><legend>Edit Account</legend>
<form
method=post action="editadmin.php">
<table
width=300 cellspacing=5 cellpadding=5>
<tr class="trblue">
<td class="tdfont">Username</td>
<td><input type=text name=username
value=".$row['username'].'"></td>
</tr>
<tr>
<td class="tdfont">New
Password</td>
<td><input type="password"
name=npassword ></td>
</tr>
<tr>
<td class="tdfont">Confirm
Password</td>

```

```

                <td><input type="password"
name=cpassword ></td>

        </tr>

        </table></fieldset><br>

                                <input
type=submit name="submit" value="Edit Account">
                                </form>;
                }else{
                        $select =
mysql_query("SELECT * FROM user_table WHERE
user_type = '$utype'");
                        $row =
mysql_fetch_array($select);
                                echo '<fieldset
class="normal">

                <legend>Account</legend><table width=300
cellspacing=5 cellpadding=5>

                <tr class="trblue">

                        <td class="tdfont">Username</td>

                        <td>'. $row['username']. '</td>

                </tr>

                <tr>

                        <td class="tdfont">Password</td>

                        <td><input type="password" value='.
$row['password']. ' readonly></td>

                </tr>

                </table></fieldset><br>

                                <a
href="adminaccount.php?edit=yes"><input type="button"
value="Edit Account"></a>;
                }

                ?>

                </center>

        </div>
<div style="clear: both"></div>

</div>
<!-- content ends -->
<div id="mainbot"></div>
</div>
<?php include("footer.php"); ?>
</div>
</body>
</html>

```

adminpage.php

```

<?php include("constant.php"); ?>
<!DOCTYPE html PUBLIC "-//W3C//DTD XHTML 1.0
Strict//EN" "http://www.w3.org/TR/xhtml1/DTD/xhtml1-
strict.dtd">

```

```

<html xmlns="http://www.w3.org/1999/xhtml">
<head>

<meta http-equiv="content-type" content="text/html;
charset=utf-8" />
<title>MPRESH</title>
<meta name="keywords" content="" />
<meta name="description" content="" />
<link href="styles.css" rel="stylesheet" type="text/css"
media="screen" />
</head>
<body>

<div id="bg">

<div id="header">
        <div id="logo"><h1><a
href="#">MPRESH</a></h1></div>
        <div id="buttons">
                <ul>
                        <li class="first"><a
href="adminpage.php" title="">HOME</a></li>
                        <li><a href="viewusers.php"
title="">USERS</a></li>
                        <li><a href="request.php"
title="">REQUESTS</a></li>
                        <li><a href="mpresh.php"
title="">DOWNLOAD</a></li>
                        <li><a
href="adminaccount.php" title="">ACCOUNT</a></li>
                </ul>
        </div>
</div>

<div id="main">
<div id="maintop"></div>
<!-- content begins -->
<div id="content">
        <div id="right">
                <div id="archives">

                        <h2>Welcome

Admin!

                        </h2>

                <div id="tit_b">

                <ul>

                        <li><a href="logout.php">LOG-
OUT</a></li>

                </ul>

                </div>

                </div>
                </div>
        <div id="left">
                <div id="img_b"></div>
                <center>

                <?php
                        $all =
mysql_query("SELECT * FROM user_table");

```

```

mysql_num_rows($all);
mysql_query("SELECT * FROM user_table WHERE
user_type = 'patient'");
mysql_num_rows($patient);
mysql_query("SELECT * FROM user_table WHERE
user_type = 'obstetrician'");
mysql_num_rows($doctor);
mysql_query("SELECT * FROM user_table WHERE
user_type = 'hospital_admin'");
mysql_num_rows($hospital) - 1;

echo '<h3>There
are a total of <a href="viewusers.php"><font color=red>'.
$num_all.</font></a> registered users in the
system.<br><br></h3>'

?>
</center>
</div>
<div style="clear: both"></div>
</div>
<!-- content ends -->
<div id="mainbot"></div>
</div>
<?php include("footer.php"); ?>
</div>
</body>
</html>

```

articles.php

```

<?php include('constant.php');?>

<!DOCTYPE html PUBLIC "-//W3C//DTD XHTML 1.0
Strict//EN" "http://www.w3.org/TR/xhtml1/DTD/xhtml1-
strict.dtd">
<html xmlns="http://www.w3.org/1999/xhtml">
<head>

<script>
function deleteAlert(id){
    var conBox = confirm("Are you sure you want to
delete this article?");
    if(conBox){
        location.href="articles.php?delete=yes&id="+ id;
    }else{
        return;
    }
}
</script>

<meta http-equiv="content-type" content="text/html;
charset=utf-8" />
<title>MPRESH</title>
<meta name="keywords" content="" />

```

```

<meta name="description" content="" />
<link href="styles.css" rel="stylesheet" type="text/css"
media="screen" />
</head>
<body>

<div id="bg">

<?php include("header.php"); ?>

<div id="main">
<div id="maintop"></div>
<!-- content begins -->
<div id="content">
    <div id="right">
    <div id="archives">

        <h2>Welcome
        <?php

switch($stype){

    case "patient":

        if($gender == "female"){

            echo ''. $pname.</img>';

            }else echo ''. $pname.</img>'; break;

        case "obstetrician":

            if($gender == "female"){

                echo

                ''. $pname.</img>';

                }else echo ''. $pname.</img>'; break;

                default: echo ''. $pname.</img>'; break;

            }

        }

        </h2>

        <div id="tit_b">

        <ul>

        <li><a href="logout.php">LOG-
OUT</a></li>

        </ul>

        </div>
        <?php

switch($stype){

    case

    "patient":

```

```

include ("sidepatient.php");
break;
"hospital_admin":
include("sidehospital.php");
break;
"obstetrician":
include("sidedoctor.php");
break;
"ob_incharge":
include("sideob.php");
break;
break;
default:
} ?>
</div>
</div>
<div id="left">
<div id="img_b"></div>
<center>
<fieldset class="normal">
<legend>Search
Articles</legend>
<form action=""
method=post>
<table width=300
cellpadding=3 cellspacing=3>
<tr>
<td class="tdfont">By Topic: </td>
<td><select name="topic">
<option></option>
<option>General
Pregnancy</option>
<option>Exercise</option>
<option>Sleeping</option>
<option>Pregnancy
Complications</option>
<option>Pregnancy
Tips</option>
<option>Pregnancy
Sex</option>
</select>
</td>
</tr>
</table>
<input
type=submit name=submit value="Search" />
</form>
</fieldset><br>
<?php
$sauthor =
$_POST['author'];
$title =
$_POST['title'];
$date =
$_POST['date'];
$topic =
$_POST['topic'];
if(!
empty($_POST['submit'])) {
if($stopic
== "")
$sssql = mysql_query("SELECT * FROM
article_table WHERE author LIKE '%$sauthor%'
AND title LIKE '%$stitle%' AND
date_posted LIKE '%$sdate%'");
else
$sssql = mysql_query("SELECT * FROM
article_table WHERE author LIKE '%$sauthor%'
AND title LIKE '%$stitle%' AND
date_posted LIKE '%$sdate%' AND topic='$stopic'");
$count =
mysql_num_rows($ssql);
Diet</option>
</select>
</td>
</tr>
</tr>
<td class="tdfont">By Author: </td>
<td><input type=text name="author" /></td>
</tr>
<td class="tdfont">By Title: </td>
<td><input type=text name="title" /></td>
</tr>
<td class="tdfont">By Date Posted: <font
color=red>(yyymmdd) </font></td>
<td><input type=text name="date" /></td>
</tr>
</table>
</div>

```



```

if($count == 0) echo '<br><br><h3>Search query returned '. $count. '
result.</h3><br><br>';
else {
    if($count == 1) echo '<br><br><h3>Search query
returned '. $count. ' result.</h3><br><br>';
    else echo '<br><br><br><h3>Search query
returned '. $count. ' results.</h3>';
    echo '<br><br><br><fieldset class="normal">
<legend>Search
Results</legend>
<table width=470
cellspacing=3 cellpadding=3>
<tr class="trblue">
<td
class="tdfont">Author</td>
<td
class="tdfont">Title</td>
<td
class="tdfont">Topic</td>
<td
class="tdfont">Date Posted</td>
</tr>;
while($srow = mysql_fetch_array($ssql)){
    echo '
<tr>
<td>'.
$srow['author'].</td>
<td><a
href="". $srow['article_text'].'" target=_blank>'.
$srow['title'].</a></td>
<td>'.
$srow['topic'].</td>
<td>'.
$srow['date_posted'].</td>
</tr>;
}
echo '</table></fieldset><br>';
}
}
}

//delete
if(!
empty($_GET['delete'])){
    $said =
$_GET['id'];
    $article =
mysql_query("SELECT * FROM article_table WHERE
articleNo = '$said'");
    while($srowart = mysql_fetch_array($article)){
        $name = $srowart['title'];
        $path = $srowart['article_text'];
    }
    unlink($path);
    $result =
mysql_query("DELETE FROM article_table WHERE
articleNo = '$said'");
}
?>
<!-------article
view----->
<?php
$rowsPerPage = 5;
// by
default we show first page
$pageNum = 1;
if(isset($_GET['page'])) {
    //$pageNum = clean($_GET['page']);
    $pageNum = $_GET['page'];
}
$offset =
($pageNum - 1) * $rowsPerPage;
$query="SELECT * FROM article_table
ORDER BY date_posted DESC limit $offset,
$rowsPerPage";
$result=mysql_query($query);
print
"<center><fieldset
class='normal'><legend>Articles</legend>
<table
width=470 cellpadding=3 cellspacing=3>
<tr bgcolor='lightblue' align='center'>
<td></td>

```

```

        <td class='tdfont'>Author</td>

        <td class='tdfont'>Title</td>

        <td class='tdfont'>Topic</td>

        <td class='tdfont'>Date Posted</td>

    </tr>";

    while($row = mysql_fetch_array($result)){

        echo '<tr align="center">';

        if($row['personID'] == $id) echo '<td><a
href="javascript: deleteAlert('.$row['articleNo'].')"></img></a></td><td>'.
$row['author'].'</td>';

        else echo '<td></td><td>'.$row['author'].'</td>';

        echo '<td><a href=".'.$row['article_text'].'"
target=_blank>'.$row['title'].'</a></td>';

        echo '<td>'.$row['topic'].'</td>';

        echo '<td>'.$row['date_posted'].'</td>';

        print "</tr>";

    }
    print
"</table></fieldset></center><br>";

    // how
many rows we have in database
    $query="select
count(*) as numrows from article_table";
    $result =
mysql_query($query) or die('Error, query failed');
    $row =
mysql_fetch_array($result, MYSQL_ASSOC);
    $numrows =
$row['numrows'];
    print
"<hr><br><center>There are a total of $numrows
articles.";
    print "<br>You
are now in page $pageNum.</center>";

    // how many
pages we have when using paging?
    $maxPage =
ceil($numrows/$rowsPerPage);

    if($numrows > 1)
    // print the link to
access each page
        echo
"<br><center>Go to page : ";

```

```

for($page = 1; $page <= $maxPage; $page++) {

    echo "<a href='articles.php?
page=$page&Sort=$Sort#articles'>$page</a> ";
}

$page=$page-1;
}
?>

</center>
</div>
<div style="clear: both"></div>
</div>
<!-- content ends -->
<div id="mainbot"></div>
</div>
<?php include("footer.php"); ?>
</div>
</body>
</html>

banner.php
<html>
<head>
    <?php
        include("side.php");
        include("style.css");
        include("config.php");
    ?>
</head>
    <center>
        
        <table cellpadding="20"
cellspacing="0">
            <tr>
                <td>
                    <a
href="main.php"></a>
                </td>
                <td>
                    <a
href="profile.php"></a>
                </td>
            </tr>
            <tr>
                <td>
                    <a
href="planner.php"></a>
                </td>
                <td>
                    <a
href=""></a>
                </td>
            </tr>
            <tr>
                <td>
                    <a
href="account.php"></a>
                </td>
            </tr>
        </table>
    </center>

```

```

        </td>
      </tr>
    </table>
  </center>
</head>
<body>
</body>
</html>

```

basiccalendar.js

```

function buildCal(m, y, cM, cH, cDW, cD, brdr) {
  var
  mn=['January','February','March','April','May','June','July',
  August','September','October','November','December'];
  var dim=[31,0,31,30,31,30,31,31,30,31,30,31];

  var oD = new Date(y, m-1, 1); //DD replaced line to fix
  date bug when current day is 31st
  oD.od=oD.getDay()+1; //DD replaced line to fix date bug
  when current day is 31st

  var todaydate=new Date() //DD added
  var scanfortoday=(y==todaydate.getFullYear() &&
  m==todaydate.getMonth()+1)? todaydate.getDate() : 0
  //DD added

  dim[1]=(((oD.getFullYear()%100)
  =0)&&(oD.getFullYear()%4==0))|(oD.getFullYear()
  %400==0)?29:28;
  var t='<div class="'+cM+'"><table class="'+cM+'" cols="7"
  cellpadding="0" border="'+brdr+'" cellspacing="0"><tr
  align="center">';
  t+='<td colspan="7" align="center"
  class="'+cH+'">'+mn[m-1]+' - '+y+'</td></tr><tr><tr
  align="center">';
  for(s=0;s<7;s++)t+='<td
  class="'+cDW+'">'+SMTWTFS.substr(s,1)+'</td>';
  t+='</tr><tr align="center">';
  for(i=1;i<=42;i++){
  var x=((i-oD.od==0)&&(i-oD.od<dim[m-1]))? i-oD.od+1 :
  '&nbsp;';
  if (x==scanfortoday) //DD added
  x=+x //DD added
  t+='<td class="'+cD+'"><a href="viewrecord.php?
  m='+m+'&d='+x+'&y='+y+'>'+x+'</a></td>';
  if(((i)%7==0)&&(i<36))t+='</tr><tr align="center">';
  }
  return t+'</tr></table></div>';
}

```

calendar.js

```

// Set the initial date.
var ds_i_date = new Date();
ds_c_month = ds_i_date.getMonth() + 1;
ds_c_year = ds_i_date.getFullYear();

// Get Element By Id
function ds_getel(id) {
  return document.getElementById(id);
}

```

```

// Get the left and the top of the element.
function ds_getleft(el) {
  var tmp = el.offsetLeft;
  el = el.offsetParent
  while(el) {
    tmp += el.offsetLeft;
    el = el.offsetParent;
  }
  return tmp;
}

function ds_gettop(el) {
  var tmp = el.offsetTop;
  el = el.offsetParent
  while(el) {
    tmp += el.offsetTop;
    el = el.offsetParent;
  }
  return tmp;
}

// Output Element
var ds_oe = ds_getel('ds_calclass');
// Container
var ds_ce = ds_getel('ds_conclass');

// Output Buffering
var ds_ob = "";
function ds_ob_clean() {
  ds_ob = "";
}
function ds_ob_flush() {
  ds_oe.innerHTML = ds_ob;
  ds_ob_clean();
}
function ds_echo(t) {
  ds_ob += t;
}

var ds_element; // Text Element...

var ds_monthnames = [
'January', 'February', 'March', 'April', 'May', 'June',
'July', 'August', 'September', 'October', 'November',
'December'
]; // You can translate it for your language.

var ds_daynames = [
'Sun', 'Mon', 'Tue', 'Wed', 'Thu', 'Fri', 'Sat'
]; // You can translate it for your language.

// Calendar template
function ds_template_main_above(t) {
  return '<table cellpadding="3" cellspacing="1"
  class="ds_tbl">
  + '<tr>
  + '<td class="ds_head" style="cursor:
  pointer" onclick="ds_py();"><<<</td>
  + '<td class="ds_head" style="cursor:
  pointer" onclick="ds_pm();"><<<</td>
  + '<td class="ds_head" style="cursor:
  pointer" onclick="ds_hi();" colspan="3">[Close]</td>'

```

```

        + '<td class="ds_head" style="cursor:
pointer" onclick="ds_nm();">></td>'
        + '<td class="ds_head" style="cursor:
pointer" onclick="ds_ny();">>></td>'
        + '</tr>'
    + '<tr>'
    + '<td colspan="7" class="ds_head">'
+ t + '</td>'
        + '</tr>'
    + '</tr>';
}

function ds_template_day_row(t) {
    return '<td class="ds_subhead">' + t + '</td>';
    // Define width in CSS, XHTML 1.0 Strict
    // doesn't have width property for it.
}

function ds_template_new_week() {
    return '</tr><tr>';
}

function ds_template_blank_cell(colspan) {
    return '<td colspan="" + colspan + ""></td>'
}

function ds_template_day(d, m, y) {
    return '<td class="ds_cell" onclick="ds_onclick('
+ d + ',' + m + ',' + y + ')">' + d + '</td>';
    // Define width the day row.
}

function ds_template_main_below() {
    return '</tr>'
    + '</table>';
}

// This one draws calendar...
function ds_draw_calendar(m, y) {
    // First clean the output buffer.
    ds_ob_clean();
    // Here we go, do the header
    ds_echo
(ds_template_main_above(ds_monthnames[m - 1] + '' +
y));
    for (i = 0; i < 7; i++) {
        ds_echo
(ds_template_day_row(ds_daynames[i]));
    }
    // Make a date object.
    var ds_dc_date = new Date();
    ds_dc_date.setMonth(m - 1);
    ds_dc_date.setFullYear(y);
    ds_dc_date.setDate(1);
    if (m == 1 || m == 3 || m == 5 || m == 7 || m == 8 ||
m == 10 || m == 12) {
        days = 31;
    } else if (m == 4 || m == 6 || m == 9 || m == 11) {
        days = 30;
    } else {
        days = (y % 4 == 0) ? 29 : 28;
    }
}

```

```

    var first_day = ds_dc_date.getDay();
    var first_loop = 1;
    // Start the first week
    ds_echo (ds_template_new_week());
    // If sunday is not the first day of the month,
    // make a blank cell...
    if (first_day != 0) {
        ds_echo
(ds_template_blank_cell(first_day));
    }
    var j = first_day;
    for (i = 0; i < days; i++) {
        // Today is sunday, make a new week.
        // If this sunday is the first day of the
    month,
        // we've made a new row for you
    already.
        if (j == 0 && !first_loop) {
            // New week!!
            ds_echo
(ds_template_new_week());
        }
        // Make a row of that day!
        ds_echo (ds_template_day(i + 1, m,
y));
        // This is not first loop anymore...
        first_loop = 0;
        // What is the next day?
        j++;
        j %= 7;
    }
    // Do the footer
    ds_echo (ds_template_main_below());
    // And let's display..
    ds_ob_flush();
    // Scroll it into view.
    ds_ce.scrollToView();
}

// A function to show the calendar.
// When user click on the date, it will set the content of t.
function ds_sh(t) {
    // Set the element to set...
    ds_element = t;
    // Make a new date, and set the current month and
    year.
    var ds_sh_date = new Date();
    ds_c_month = ds_sh_date.getMonth() + 1;
    ds_c_year = ds_sh_date.getFullYear();
    // Draw the calendar
    ds_draw_calendar(ds_c_month, ds_c_year);
    // To change the position properly, we must show
    it first.
    ds_ce.style.display = "";
    // Move the calendar container!
    the_left = ds_getleft(t);
    the_top = ds_gettop(t) + t.offsetHeight;
    ds_ce.style.left = the_left + 'px';
    ds_ce.style.top = the_top + 'px';
    // Scroll it into view.
    ds_ce.scrollToView();
}

```

```

// Hide the calendar.
function ds_hi() {
    ds_ce.style.display = 'none';
}

// Moves to the next month...
function ds_nm() {
    // Increase the current month.
    ds_c_month++;
    // We have passed December, let's go to the next
year.
    // Increase the current year, and set the current
month to January.
    if (ds_c_month > 12) {
        ds_c_month = 1;
        ds_c_year++;
    }
    // Redraw the calendar.
    ds_draw_calendar(ds_c_month, ds_c_year);
}

// Moves to the previous month...
function ds_pm() {
    ds_c_month = ds_c_month - 1; // Can't use dash-
dash here, it will make the page invalid.
    // We have passed January, let's go back to the
previous year.
    // Decrease the current year, and set the current
month to December.
    if (ds_c_month < 1) {
        ds_c_month = 12;
        ds_c_year = ds_c_year - 1; // Can't use
dash-dash here, it will make the page invalid.
    }
    // Redraw the calendar.
    ds_draw_calendar(ds_c_month, ds_c_year);
}

// Moves to the next year...
function ds_ny() {
    // Increase the current year.
    ds_c_year++;
    // Redraw the calendar.
    ds_draw_calendar(ds_c_month, ds_c_year);
}

// Moves to the previous year...
function ds_py() {
    // Decrease the current year.
    ds_c_year = ds_c_year - 1; // Can't use dash-dash
here, it will make the page invalid.
    // Redraw the calendar.
    ds_draw_calendar(ds_c_month, ds_c_year);
}

// Format the date to output.
function ds_format_date(d, m, y) {
    // 2 digits month.
    m2 = '00' + m;
    m2 = m2.substr(m2.length - 2);
    // 2 digits day.

```

```

    d2 = '00' + d;
    d2 = d2.substr(d2.length - 2);
    // YYYY-MM-DD
    return y + '-' + m2 + '-' + d2;
}

// When the user clicks the day.
function ds_onclick(d, m, y) {
    // Hide the calendar.
    ds_hi();
    // Set the value of it, if we can.
    if (typeof(ds_element.value) != 'undefined') {
        ds_element.value = ds_format_date(d,
m, y);
        // Maybe we want to set the HTML in it.
    } else if (typeof(ds_element.innerHTML) !=
'undefined') {
        ds_element.innerHTML =
ds_format_date(d, m, y);
        // I don't know how should we display it, just
alert it to user.
    } else {
        alert (ds_format_date(d, m, y));
    }
}

```

// And here is the end.

//]]> -->

checklogin.php

```

<?php
    ob_start();
    session_start();
    error_reporting();
    include("config.php");
?>
<!DOCTYPE html PUBLIC "-//W3C//DTD XHTML 1.0
Strict//EN" "http://www.w3.org/TR/xhtml1/DTD/xhtml1-
strict.dtd">
<html xmlns="http://www.w3.org/1999/xhtml">
<head>
<meta http-equiv="content-type" content="text/html;
charset=utf-8" />
<title>MPRESH</title>
<meta name="keywords" content="" />
<meta name="description" content="" />
<link href="styles.css" rel="stylesheet" type="text/css"
media="screen" />
</head>
<body>

<div id="bg">

<!-- header begins -->
<div id="header">
    <div id="logo"><h1><a
href="#">MPRESH</a></h1></div>
    <div id="buttons">
        <ul>
            <li class="first"><a
href="main.php" title="">HOME</a></li>

```

```

                <li><a href="#"
title="">ARTICLES</a></li>
                <li><a href="#"
title="">REQUESTS</a></li>
                <li><a href="#"
title="">FORUMS</a></li>
                <li><a href="#"
title="">ACCOUNT</a></li>
            </ul>
        </div>
</div>
<!-- header ends -->

<div id="main">
<div id="maintop"></div>
<!-- content begins -->
<div id="content">
    <div id="right">
    <div id="archives">
        <?php
            $username =
$_POST['username'];
            $password =
$_POST['password'];

            $username =
stripslashes($username);
            $password =
stripslashes($password);

            $username =
mysql_real_escape_string($username);
            $password =
mysql_real_escape_string($password);

            $query =
mysql_query("SELECT * FROM user_table WHERE
username = '$username' AND password = '$password'");
            while($row =
mysql_fetch_array($query)){
                $type =
$row['user_type'];
                $uid =
$row['personID'];
                $stat =
$row['status'];
            }
            $count =
mysql_num_rows($query);

            if($count == 1){
                if($stat
== 1){

                    $_SESSION['username'] = $username;
                    session_register("username");
                    session_register("password");

                    if($type == "patient") {

```

```

                $select = mysql_query("SELECT *
FROM patient_table WHERE personID = '$uid'");

                while($srow =
mysql_fetch_array($select)){

                    if($srow['civil_status'] == "")
                    {

                        header("location:updatepatientform.php");

                    }else
                    header("location:main.php");

                }

            }else if($type == "obstetrician") {

                $select = mysql_query("SELECT *
FROM hospdoctor_table WHERE physicianID = '$uid'");

                $count = mysql_num_rows($select);

                if($count == 1 || $count == 0){

                    mysql_query("UPDATE
hospdoctor_table SET session = 1 WHERE physicianID =
'$uid'");

                    header("location:main.php");

                }else
                    header("location:choosehospital.php");

            }else if($type == "ob_incharge") {

                header("location:main.php");

            }else if($type == "hospital_admin") {

                header("location:main.php");

            }else header("location:adminpage.php");
            }else
                echo '<h2>User account is deactivated!</h2>';
            }
            else
                echo
                '<h2>Wrong log-in details!</h2>';

                <div id="tit_b">
                <fieldset>
                <form method="post" action="checklogin.php">

                <ul>

```

```

        <li>USERNAME: <input type="text"
name="username" /><br></li>

        <li>PASSWORD: <input
type="password" name="password" /><br><br></li>

        <input type="submit" name="submit"
value="LOG-IN">

        or <a href="register.php"><input
type="button" value="REGISTER"></a>

    </ul>

</form>

<?php
    ob_flush();?>

</fieldset>

</div>
</div>
<div id="left">
    <div id="img_b"></div>
    <div class="text">

        <h1>Welcome to Our
Website!</h1>

```

<p>Mobile-based Pregnancy Support and Healthcare Information System (MPreSH) is intended to provide an application to supply proper support and healthcare for women undergoing pregnancy. With the use of this system, pregnant women, by means of self-management, can receive proper monitoring and support while the baby is in the womb, reducing the risk of having several illnesses and complications.</p>

```

        <br /><br />
        <h1>Mobile Application</h1>
        <p>The mobile phone-based application is intended to provide patient care and support at all times. This will help women in handling their self well while undergoing pregnancy. The risk of delayed consultations and medications are reduced due to timely updates regarding the calendar schedule. Primary health care services using mobile devices ensures improved access to primary healthcare and its gate-keeping function leads to less hospitalization, and less chance of patients being subjected to inappropriate health interventions.

```

Increase interaction between patients can also be observed which makes the system patient-centered.</p>

```

        <br><br>
        <h1>Healthcare Module</h1>
        <p>MPreSH also provides a healthcare module support system that will help pregnant women diagnose some abnormal changes they are experiencing. Proper medication can be advised right away and complications can be avoided. It will also provide the knowledge about symptoms of related diseases or irregularities and ways how to prevent them for better health care.</p>

```

```

        <br><br>
    </div>
</div>
<div style="clear: both"></div>

</div>

<!-- content ends -->
<div id="mainbot"></div>
</div>
<!-- footer begins -->
<div id="footer">
    <p>Copyright &copy; 2011. <a href="#" title="University of
The Philippines">University of the Philippines</a></p>
    <p><a href="#">Privacy Policy</a> |
    <a href="#">Terms of Use</a> | <a
href="http://validator.w3.org/check/referer" title="This
page validates as XHTML 1.0 Transitional"><abbr
title="eXtensible HyperText Markup
Language">XHTML</abbr></a> | <a
href="http://jigsaw.w3.org/css-validator/check/referer"
title="This page validates as CSS"><abbr title="Cascading
Style Sheets">CSS</abbr></a></p></div>
<!-- footer ends -->
</div>
</body>
</html>

```

choose.php

```

<?php
session_start();
if(!isset($_SESSION['username'])){
    header("location: index.php");
}
include('config.php');

$hospital = $_POST['hospital'];
$pid = $_POST['pid'];
mysql_query("UPDATE hospdoctor_table SET session = 1
WHERE hospitalID = '$hospital' AND physicianID =
'$pid'");
header("location: main.php");
?>

```

choosehospital.php

```

<?php
include("constant.php");
mysql_query("UPDATE hospdoctor_table SET session =
0");
?>
<!DOCTYPE html PUBLIC "-//W3C//DTD XHTML 1.0
Strict//EN" "http://www.w3.org/TR/xhtml1/DTD/xhtml1-
strict.dtd">
<html xmlns="http://www.w3.org/1999/xhtml">
<head>
<meta http-equiv="content-type" content="text/html;
charset=utf-8" />
<title>MPRESH</title>
<meta name="keywords" content="" />
<meta name="description" content="" />

```

```

<link href="styles.css" rel="stylesheet" type="text/css"
media="screen" />
</head>
<body>

<div id="bg">
<?php include("header.php"); ?>
<div id="main">
<div id="maintop"></div>
<!-- content begins -->
<div id="content">
  <div id="left">
    <center>
      <fieldset class="normal">
        <legend>Select
Hospital:</legend>
        <?php
          $sql =
mysql_query("SELECT * FROM hospdoctor_table
WHERE physicianID = '$id'");
          echo '<form
method=post action="choose.php">
          <select name="hospital">';
          while($row =
mysql_fetch_array($sql)){
            $hid =
$row['hospitalID'];
            $sql1 =
mysql_query("SELECT * FROM hospital_table WHERE
hospitalID = '$hid'");
            while($row1 = mysql_fetch_array($sql1)){
              echo '<option value='.$hid.'>'.
$row1['hospital_name'].'</option>';
            }
          }
          echo
'</select></fieldset>
          <input
type=hidden value='.$id.' name="pid">
          <br><input type=submit value="Choose
Hospital"></form>';
        ?>
      </center>
    </div>
    <div style="clear: both"></div>
  </div>

  <!-- content ends -->
<div id="mainbot"></div>
</div>
<?php include("footer.php"); ?>
</div>
</body>
</html>

```

config.php

```

<?php
$dbhost = 'localhost';
$dbuser = 'root';
$dbpass = '';
$conn = mysql_connect($dbhost, $dbuser, $dbpass) or die
('Error connecting to mysql');
$dbname = 'mPregnancyIS';
mysql_select_db($dbname) or die("cannot select
Database!");
?>

```

constant.php

```

<?php
session_start();
if(!isset($_SESSION['username'])){
  header("location: index.php");
}
include ("config.php");

$user = $_SESSION['username'];

$sqluser = mysql_query("SELECT * FROM
user_table WHERE username = '$user'");
while($userrow = mysql_fetch_array($sqluser)){
  $id = $userrow['personID'];
  $utype = $userrow['user_type'];
}
$sqlperson = mysql_query("SELECT * FROM
person_table WHERE personID='$id'");
while($rowper = mysql_fetch_array($sqlperson))
{
  $pname = $rowper['first_name'];
  $gender = $rowper['gender'];
}

$schosp = mysql_query("SELECT * FROM
hospdoctor_table WHERE physicianID = '$id'");
$scrow = mysql_fetch_array($schosp);

$sqlhosp = mysql_query("SELECT * FROM
hospdoctor_table WHERE physicianID = '$id' AND
session = 1");
$rowhosp = mysql_fetch_array($sqlhosp);
$count = mysql_num_rows($sqlhosp);
if($count == 0) $hchoose = $scrow['hospitalID'];
else $hchoose = $rowhosp['hospitalID'];

$shosp = mysql_query("SELECT hospitalID,
hospital_name FROM hospital_table WHERE hospitalID =
'$hchoose'");
$shrow = mysql_fetch_array($shosp);
?>

```

deletearticle.php

```

<?php
include("constant.php");
$id = $_GET['id'];
echo $id . "LOL";

$sqlarticle = mysql_query("SELECT * FROM article_table
WHERE articleNo = '$id'");

```



```

while($rowart = mysql_fetch_array($article)){
    $name = $rowart['title'];
    $path = $rowart['article_text'];
}
unlink($path);
$result = mysql_query("DELETE FROM article_table
WHERE articleNo = '$said'");

if($result) header("location: articles.php");
?>

deleterequest.php
<?php include("constant.php"); ?>
<!DOCTYPE html PUBLIC "-//W3C//DTD XHTML 1.0
Strict//EN" "http://www.w3.org/TR/xhtml1/DTD/xhtml1-
strict.dtd">
<html xmlns="http://www.w3.org/1999/xhtml">
<head>

<meta http-equiv="content-type" content="text/html;
charset=utf-8" />
<title>MPRESH</title>
<meta name="keywords" content="" />
<meta name="description" content="" />
<link href="styles.css" rel="stylesheet" type="text/css"
media="screen" />
</head>
<body>

<div id="bg">

<?php if($stype=="sys_admin"){
    echo '<div id="header">
        <div id="logo"><h1><a
href="#">MPRESH</a></h1></div>
        <div id="buttons">
            <ul>
                <li class="first"><a
href="adminpage.php" title="">HOME</a></li>
                <li><a href="viewusers.php"
title="">ACTIVATED</a></li>
                <li><a
href="deactivatedusers.php"
title="">DEACTIVATED</a></li>
                <li><a href="request.php"
title="">REQUESTS</a></li>
                <li><a href="mpresh.php"
title="">DOWNLOAD</a></li>
                <li><a
href="adminaccount.php" title="">ACCOUNT</a></li>
            </ul>
        </div>
    </div>;
}
else include("header.php");?>

<div id="main">
<div id="maintop"></div>
<!-- content begins -->
<div id="content">
    <div id="right">

```

```

<div id="archives">
    <h2>Welcome
    <?php

switch($stype){
    case "patient":
        if($ugender == "female"){
            echo ''. $pname.'</img>';
        } else echo ''. $pname.'</img>'; break;
    case "obstetrician":
        if($ugender == "female"){
            echo
            ''. $pname.'</img>';
        } else echo ''. $pname.'</img>'; break;
        default: echo ''. $pname.'</img>'; break;
        }
    ?>!
    </h2>
    <div id="tit_b">
        <ul>
            <li><a href="logout.php">LOG-
OUT</a></li>
        </ul>
    </div>
    <?php

switch($stype){
    case
"patient":
        include ("sidepatient.php");
        break;
    case
"hospital_admin":
        include("sidehospital.php");
        break;
    case
"obstetrician":
        include("sidedoctor.php");
        break;
}

```

```

"ob_incharge":
    include("sideob.php");
    break;
break;
    </div>
    </div>
    <div id="left">
        <div id="img_b"></div>
        <center>
            <?php
                case
                    </div>
                    <div style="clear: both"></div>
                </div>
                <!-- content ends -->
                <div id="mainbot"></div>
                </div>
                <?php include("footer.php"); ?>
            </div>
        </body>
    </html>
        $pid = $_GET['id'];
        $dsq =
mysql_query("UPDATE request_table SET status=1
WHERE personID = '$pid'");
        if($sid == "s_01"){
            mysql_query("UPDATE user_table SET status=0
WHERE personID = '$pid'");
            $hsq =
mysql_query("SELECT * FROM hospital_table WHERE
hospitalID = '$pid'");
            while($hrow = mysql_fetch_array($hsq)){
                echo '<h1>You have rejected a request from '.
                $hrow['hospital_name'].'</h1>';
                echo '<form>
                    <br><input type="button"
                    value="Return to previous page"
                    onClick="javascript:history.go(-1)" />
                </form>';
            }
            else{
                $susq =
mysql_query("SELECT * FROM person_table WHERE
personID = '$pid'");
                while($srow = mysql_fetch_array($susq)){
                    echo '<h1>You have rejected a request from '.
                    $srow['first_name']. " ". $srow['last_name'].'</h1>';
                    echo '<form>
                        <br><input type="button"
                        value="Return to previous page"
                        onClick="javascript:history.go(-1)" />
                    </form>';
                }
            }
        }
    </center>

```

duedatecalcu.php

```

<?php include("constant.php"); ?>
<!DOCTYPE html PUBLIC "-//W3C//DTD XHTML 1.0
Strict//EN" "http://www.w3.org/TR/xhtml1/DTD/xhtml1-
strict.dtd">
<html xmlns="http://www.w3.org/1999/xhtml">
<head>
    <meta http-equiv="content-type" content="text/html;
    charset=utf-8" />
    <title>MPRESH</title>
    <meta name="keywords" content="" />
    <meta name="description" content="" />
    <link href="styles.css" rel="stylesheet" type="text/css"
    media="screen" />
</head>
<body>
    <div id="bg">
        <?php include("header.php"); ?>
        <div id="main">
        <div id="maintop"></div>
        <!-- content begins -->
        <div id="content">
            <div id="right">
            <div id="archives">
                <h2>Welcome
                <?php
                    switch($utype){
                        case "patient":
                            if($ugender == "female"){
                                echo ''. $pname.'</img>';
                            }
                            else echo ''. $pname.'</img>'; break;
                        case "obstetrician":
                            if($ugender == "female"){

```

```

                                echo
''. $pname.'</img>';
                                }else echo ''. $pname.'</img>'; break;
                                default: echo ''. $pname.'</img>'; break;
                                }
                                ?>!
                                </h2>
                                <div id="tit_b">
                                <ul>
                                <li><a href="logout.php">LOG-
OUT</a></li>
                                </ul>
                                </div>
                                <?php
                                switch($stype){
                                case
"patient":
                                include ("sidepatient.php");
                                break;
                                case
"hospital_admin":
                                include("sidehospital.php");
                                break;
                                case
"obstetrician":
                                include("sidedoctor.php");
                                break;
                                case
"ob_incharge":
                                include("sideob.php");
                                break;
                                default:
                                break;
                                } ?>
                                </div>
                                </div>
                                <div id="left">
                                <div id="img_b"></div>
                                <center>
                                <?php
                                $month =
$_POST['month'] - 3;
                                $day =
                                echo
                                $year =
                                switch($month){
                                case "-2":
                                case "-1":
                                case "0" :
                                default:
                                }
                                switch($day){
                                case 31:
                                case 30:
                                case 29:
                                case 28:
                                case 27:
                                case 26:
                                case 25:
                                default:
                                }
                                ?>
                                <form method=post
                                <?php
                                if(empty($_POST['calcu_ok'])){
                                ?>
                                <fieldset
                                class="normal">
                                <legend>Due Date
                                Calculator</legend>
                                <h1>Provide the
                                date of your LMP (last menstruation
                                period):</h1><br><br>
                                LMP: <select
                                name="month">
                                <?php
                                $months=array('January','February','March','April','May','J
                                une','July','August',
                                'Septemb
                                er','October','November','December');
                                for($i=1;$i<=12;$i++){
                                echo '<option value='. $i.'>'.
                                $months[$i].</option>';
                                }

```

```

        ?>
        </select> -
        <select
name="day">
        </div>
        <?php
        <div style="clear: both"></div>
        for($i=1;$i<=31;$i++){
        </div>
        echo '<option value='. $i .'>'.
        <!-- content ends -->
        $i.'</option>';
        <div id="mainbot">
        </select> -
        </body>
        <select
name="year">
        </html>
        <?php
        for($i=(date("Y")-1);$i<=2020;$i++){
        echo '<option value='. $i .'>'.
        $i.'</option>';
        }
        </div>
        </select>
        <br><br><input
type=submit name="calcu_ok" value="Calculate"
/></fieldset>
        </form>
        <?php
        }
        else{
        $months=array(", 'January', 'February', 'March', 'April', 'May', 'J
        une', 'July', 'August',
        'Septemb
        er', 'October', 'November', 'December');
        $duedatetime = $month . $day . $year;
        for($i=1;$i<=12;$i++){
        if($month == $i){
        $month = $months[$i];
        }
        }
        $due = $month . " " . $day . " , " . $year;
        echo "<fieldset class=normal><b>Your estimated
        due date is: </b><h1><br>" . $due . "</h1>";
        echo '<br><br><a href="pregcalendar.php?
        duedate='.$due.'"><input type="button" value="View
        Pregnancy Calendar">
        </fieldset></a>';

```

DueDateCalculator.java

```

package DueDateCalculator;

import java.util.Calendar;
import java.util.Date;
import javax.microedition.lcdui.*;
import javax.microedition.midlet.*;

/**
 * @author Wujia
 */
public class DueDateCalculator extends MIDlet
implements CommandListener{

    private Calendar dueDate, currDate;
    private Form calcuForm, dateForm, trackForm, resForm;
    private Display display;
    private DateField date, estDate;
    private Date today;
    private List menu;
    private Command ok = new Command("Ok",
    Command.SCREEN, 1);
    private Command exit = new Command("Exit",
    Command.EXIT, 1);
    private Command again = new Command("Try Again",
    Command.SCREEN, 1);
    private Command select = new Command("View",
    Command.SCREEN, 1);
    private Command back = new Command("Back",
    Command.BACK, 1);
    private int iMonth=0, index=0;

    public void startApp() {
        menuList();
    }

    public void menuList(){
        display = Display.getDisplay(this);
        index = 1;
        menu = new List("MENU", Choice.IMPLICIT);
        menu.deleteAll();
        menu.append("Due Date Calculator", null);
        menu.append("Due Date Tracker", null);
        menu.addCommand(ok);
        menu.addCommand(exit);
        menu.setCommandListener(this);
    }
}

```

```

    display.setCurrent(menu);
}

public void Tracker() {
    display = Display.getDisplay(this);
    currDate = Calendar.getInstance();
    currDate.set(Calendar.YEAR, 2011);
    currDate.set(Calendar.MONTH, 0);
    currDate.set(Calendar.DAY_OF_MONTH, 1);
    trackForm = new Form("Due Date Tracker");
    estDate = new DateField("Enter your Due Date:",
DateField.DATE);
    estDate.setDate(currDate.getTime());
    trackForm.append(estDate);
    trackForm.addCommand(select);
    trackForm.addCommand(exit);
    trackForm.setCommandListener(this);
    display.setCurrent(trackForm);
}

public void trackDate() {
    display = Display.getDisplay(this);
    resForm = new Form("Results:");
    today = new Date();
    String str1 = estDate.getDate().toString();
    String str2 = today.toString();
    String sMonth1 = str1.substring(4, 7);
    String sMonth2 = str2.substring(4, 7);
    int iMon1 = getMonth(sMonth1);
    int iMon2 = getMonth(sMonth2);
    iMon1 = iMon1 - iMon2;
    iMon1 = 9 - iMon1;
    if(iMon1 == 0 || iMon1 == 1){
        resForm.append("You are already "+iMon1+"
month pregnant today.\n");
    } else if(iMon1 < 10){
        resForm.append("You are already "+iMon1+"
months pregnant today.\n");
        displayInfo(resForm,iMon1);
    } else {
        resForm.append("You have entered wrong
information. Please enter the " +
"correct Due Date.");
        resForm.addCommand(back);
    }
    resForm.addCommand(again);
    resForm.addCommand(exit);
    resForm.setCommandListener(this);
    display.setCurrent(resForm);
}

public void displayInfo(Form f,int i){
    switch(i){
        case 0: f.append("Weeks 0-4:\n\n Baby's
Growth:\n\n" +
"You are only a few weeks pregnant. Make
sure you are eating right. Your baby is being built from
protein, which it cannot get from extra fat stores on your
hips." +
"Continue your exercise regime, or begin one.
Women who exercise during pregnancy feel more

```

```

comfortable and have more energy. It will also help you
prevent problems with weight gain and " +
"prepare you to return to a healthy weight after
pregnancy.\n\n" +
"As your body is changing, you may be feeling
more tired than usual or be dealing with morning sickness.
Learn about ways to stay comfortable during pregnancy.");
        case 1: f.append("Weeks 0-4:\n\n Baby's
Growth:\n\n" +
"In these first four weeks, before some women
even realize they are pregnant, your baby has begun to
develop everything it needs to survive until birth.\n" +
"By the end of the fourth week your baby is
less than .03 oz, and is approximately 1/8 of an inch
long.\n" +
"\nCommon Symptoms:\n" +
"-Urinary Frequency\n" +
"-Breast Soreness\n" +
"-Increased Fatigue\n" +
"-Decreased Libido\n" +
"-Faintness\n" +
"-Nausea / Vomiting"); break;
        case 2: f.append("Weeks 5-8:\n\n Baby's
Growth:\n\n" +
"Your baby continues to develop internal
organs and other major structures of the body. By the end
of the eighth week, all the organs are present.\n" +
"\nCommon Symptoms:\n" +
"-Urinary Frequency\n" +
"-Breast Soreness\n" +
"-Increased Fatigue\n" +
"-Increased Moodiness\n" +
"-Faintness\n" +
"-Morning Sickness\n" +
"-Increased Vaginal Discharge"); break;
        case 3: f.append("Weeks 9-12:\n\n Baby's
Growth:\n\n" +
"By the end of this month your baby will be
recognizable as a human. The face is formed, complete
with 32 permanent teeth buds." +
" There are even nails at the end of the fingers
and toes. The genital organs are still forming, " +
"so you are not likely to be able to distinguish
the sex yet.\n" +
"\nCommon Symptoms:\n" +
"-Weight Gain\n" +
"-Nose Bleeds"); break;
        case 4: f.append("Weeks 13-16:\n\n Baby's
Growth:\n\n" +
"As your baby's ear bones begin to harden this
month, he may begin to hear some sounds. " +
"Hearing will not be complete until the seventh
month. " +
"The lungs also continue development, and as
a part of that you baby will breathe amniotic fluid." +
"\n\nAt the end of the sixteenth week your
baby will be around 5.5 inches from crown to rump and
weigh 6 oz, and baby is now big enough that his heartbeat
can be heard with a regular stethoscope." +
"\n\nCommon Symptoms:\n" +
"-Heartburn\n" +
"-Blotchy Skin\n" +

```

```

        "-Baby's movements\n"); break;
    case 5: f.append("Weeks 17-20:\n\n Baby's
Growth:\n\n " +
        "Your baby's senses are beginning to activate.
His skin is sensitive to touch, he is beginning to taste, he
may respond to some sounds and his eyesight continues to
develop." +
        "At the end of the 20th week your baby will be
around 7.5 inches from crown to rump and weigh 1 pound,
and baby's kidney's are now functioning well enough that
they can make urine.\n\n" +
        "Common Symptoms:\n" +
        "-Feeling movements\n" +
        "-Heartburn and Indigestion\n" +
        "-Constipation\n" +
        "-Stretch Marks\n" +
        "-Leaking Breasts\n" +
        "-Bleeding Gums\n" +
        "-Pelvic Pressure\n" +
        "-Swelling\n" +
        "-Varicose Veins"); break;
    case 6: f.append("Weeks 21-24:\n\n Baby's
Growth:\n\n" +
        "His body has caught up with his head, and
although the head is still large compared to an adult, your
baby's body and head are in the right proportions for a
newborn. " +
        "He is developing a sleep-wake pattern and
may be developing an active time that is pretty regular from
day to day. " +
        "At the end of the 24th week your baby will be
around 10 inches from crown to rump and weigh 2 pounds.
" +
        "Common Symptoms:\n" +
        "-Bladder Infections\n" +
        "-Contractions\n" +
        "-Hemorrhoids\n" +
        "-Leg Cramps\n" +
        "-Shortness of Breath\n" +
        "-Weight Gain"); break;
    case 7: f.append("Weeks 25-28:\n\n Baby's
Growth:\n\n" +
        "Your baby is growing fast, and space is
getting tight. " +
        "He may wiggle if he gets uncomfortable. As
he becomes more oriented in space, he may move to a head
down position. " +
        "He can also hear, although most sounds are
muffled. He is already becoming accustomed to mommy
and daddy's voices, " +
        "as well as the sounds that are familiar where
you live. " +
        "At the end of the 28th week your baby will be
around 11 inches from crown to rump and weigh 3
pounds.\n\n" +
        "Common Symptoms:\n" +
        "-Backache\n" +
        "-Difficulty Sleeping"); break;
    case 8: f.append("Weeks 29-33\n\n Baby's
Growth\n\n" +
        "The eight month is a time of rapid growth for
your baby, especially brain growth, so be sure you are

```

```

eating well. He will gain at least two pounds before the end
of this month. " +
        "His lungs are still developing, but the rest of
his body is pretty well formed. Even his eyes are
functioning, able to focus and he even blinks. You may
even be able to recognize his periods of sleep and wake. " +
        "At the end of the 32nd week your baby will
be around 12 inches from crown to rump and weigh about 5
pounds." +
        "\n\nCommon Symptoms:\n" +
        "-Braxton Hicks contractions" +
        "-Bladder Issues\n" +
        "-Breast Swelling\n" +
        "-Lightening\n"); break;
    case 9: f.append("Weeks 34-39:\n\n Baby's
Growth\n\n" +
        "Your baby is practically ready to be born. A
few last details to give him a great start in the world beyond
your womb and he's on his way. " +
        "In this ninth month, your baby's biggest job is
to continue to put on weight. " +
        "His immune system is still immature, so he is
receiving antibodies through the placenta, and after he is
born he will get antibodies through your colostrum and
milk. " +
        "At the end of the 38th week your baby will be
around 14-15 inches from crown to rump and weigh about
6-8 pounds.\n\n" +
        "Common Symptoms:\n" +
        "-Feeling clumsy\n" +
        "-Pelvic Pressure\n" +
        "-Lightening\n" +
        "-Difficulty Sleeping"); break;
    default: break;
}
}

public void Calcu(){
    display = Display.getDisplay(this);
    index = 2;
    dueDate = Calendar.getInstance();
    date = new DateField("Enter LMP",
DateField.DATE);
    dueDate.set(Calendar.YEAR, 2011);
    dueDate.set(Calendar.MONTH, 0);
    dueDate.set(Calendar.DAY_OF_MONTH, 1);
    date.setDate(dueDate.getTime());
    calcuForm = new Form("Due Date Calculator");
    calcuForm.deleteAll();
    calcuForm.append(date);
    calcuForm.addCommand(ok);
    calcuForm.addCommand(exit);
    calcuForm.setCommandListener(this);
    display.setCurrent(calcuForm);
}

public int getMonth(String s){
    if(s.equals("Jan")) iMonth=1;
    else if(s.equals("Feb")) iMonth=2;
    else if(s.equals("Mar")) iMonth=3;
    else if(s.equals("Apr")) iMonth=4;
    else if(s.equals("May")) iMonth=5;

```

```

else if(s.equals("Jun")) iMonth=6;
else if(s.equals("Jul")) iMonth=7;
else if(s.equals("Aug")) iMonth=8;
else if(s.equals("Sep")) iMonth=9;
else if(s.equals("Oct")) iMonth=10;
else if(s.equals("Nov")) iMonth=11;
else iMonth=12;
return iMonth;
}

public void getDueDate(int jMonth,int jDay, int jYear){
display = Display.getDisplay(this);
dateForm = new Form("Results:");
dateForm.deleteAll();
dateForm.append("Your estimated Due Date is: \n");
jMonth -= 3;
switch(jMonth){
case -2: jMonth = 10; break;
case -1: jMonth = 11; break;
case 0: jMonth = 12; break;
default: break;
}
switch(jDay){
case 31: jDay = 7; break;
case 30: jDay = 6; break;
case 29: jDay = 5; break;
case 28: jDay = 4; break;
case 27: jDay = 3; break;
case 26: jDay = 2; break;
case 25: jDay = 1; break;
default: jDay += 7; break;
}
jYear += 1;
String nMonth = getNewMonth(jMonth);
dateForm.append(nMonth + " " + jDay + ", " + jYear);
dateForm.addCommand(again);
dateForm.addCommand(exit);
dateForm.setCommandListener(this);
display.setCurrent(dateForm);
}

```

```

public String getNewMonth(int i){
String str = "";
switch(i){
case 1: str = "January";
break;
case 2: str = "February";
break;
case 3: str = "March";
break;
case 4: str = "April";
break;
case 5: str = "May";
break;
case 6: str = "June";
break;
case 7: str = "July";
break;
case 8: str = "August";
break;
case 9: str = "September";
break;

```

```

case 10:str = "October";
break;
case 11:str = "November";
break;
default: break;
}
return str;
}

public void pauseApp() {
}

public void destroyApp(boolean unconditional) {
notifyDestroyed();
}

public void commandAction(Command c, Displayable s)
{
if(c == ok){
if(index == 2){
String str = date.getDate().toString();
String sDay = str.substring(8, 10);
String sMonth = str.substring(4, 7);
String sYear = str.substring(30, 34);
int iMon = getMonth(sMonth);
int iDay = Integer.parseInt(sDay);
int iYear = Integer.parseInt(sYear);
getDueDate(iMon,iDay,iYear);
}else{
int iIndex = menu.getSelectedIndex();
if(iIndex == 0){
Calcu();
}else {
Tracker();
}
}
}else if(c == again){
startApp();
}else if(c == select){
trackDate();
}else if(c == back){
Tracker();
}else {
destroyApp(true);
}
}
}
}

```

editadmin.php

```

<?php include("constant.php"); ?>
<!DOCTYPE html PUBLIC "-//W3C//DTD XHTML 1.0
Strict//EN" "http://www.w3.org/TR/xhtml1/DTD/xhtml1-
strict.dtd">
<html xmlns="http://www.w3.org/1999/xhtml">
<head>

<meta http-equiv="content-type" content="text/html;
charset=utf-8" />
<title>MPRESH</title>
<meta name="keywords" content="" />
<meta name="description" content="" />

```

```

<link href="styles.css" rel="stylesheet" type="text/css"
media="screen" />
</head>
<body>

<div id="bg">

<div id="header">
  <div id="logo"><h1><a
href="#">MPRESH</a></h1></div>
  <div id="buttons">
    <ul>
      <li class="first"><a
href="adminpage.php" title="">HOME</a></li>
      <li><a href="viewusers.php"
title="">USERS</a></li>
      <li><a href="request.php"
title="">REQUESTS</a></li>
      <li><a href="mpresh.php"
title="">DOWNLOAD</a></li>
      <li><a
href="adminaccount.php" title="">ACCOUNT</a></li>
    </ul>
  </div>
</div>

<div id="main">
<div id="maintop"></div>
<!-- content begins -->
<div id="content">
  <div id="right">
    <div id="archives">
      <h2>Welcome
Admin!
      </h2>
      <div id="tit_b">
        <ul>
          <li><a href="logout.php">LOG-
OUT</a></li>
        </ul>
      </div>
    </div>
  </div>
  <div id="left">
    <div id="img_b"></div>
    <center>
      <?php
      $npw =
$_POST['npassword'];
      $cpw =
$_POST['cpassword'];
      $uname =
$_POST['username'];

      if($npw == $cpw){
        mysql_query("UPDATE user_table SET

```

```

username = '$uname', password = '$npw' WHERE
user_type = '$utype');
      echo '<h1>Updated
Administrator account.</h1>';
    }else{
      echo
'<h1>Passwords did not match!</h1>';
      echo '<form>
      <br><input type="button" value="Edit Account"
onClick="javascript:history.go(-1)" />
</form>';
    }
  </center>
</div>
<div style="clear: both"></div>
</div>
<!-- content ends -->
<div id="mainbot"></div>
</div>
<?php include("footer.php"); ?>

</div>
</body>
</html>

editillness.php
<?php
include("constant.php");
$id = $_POST['id'];
$illness_name = $_POST['illness_name'];
$description = $_POST['description'];
$trimester = $_POST['trimester'];
$treatment = $_POST['treatment'];
?>
<!DOCTYPE html PUBLIC "-//W3C//DTD XHTML 1.0
Strict//EN" "http://www.w3.org/TR/xhtml1/DTD/xhtml1-
strict.dtd">
<html xmlns="http://www.w3.org/1999/xhtml">
<head>
<meta http-equiv="content-type" content="text/html;
charset=utf-8" />
<title>MPRESH</title>
<meta name="keywords" content="" />
<meta name="description" content="" />
<link href="styles.css" rel="stylesheet" type="text/css"
media="screen" />
</head>
<body>
<div id="bg">
<?php include("header.php"); ?>
<div id="main">
<div id="maintop"></div>
<!-- content begins -->

```



```

<div id="content">
  <div id="right">
    <div id="archives">
      <h2>Welcome
    </h2>
    <?php
      switch($stype){
        case "patient":
          if($ugender == "female"){
            echo ''. $pname.'</img>';
          } else echo ''. $pname.'</img>'; break;
        case "obstetrician":
          if($ugender == "female"){
            echo
''. $pname.'</img>';
          } else echo ''. $pname.'</img>'; break;
          default: echo ''. $pname.'</img>'; break;
        }
      }
    </div>
    <div id="tit_b">
      <ul>
        <li><a href="logout.php">LOG-
OUT</a></li>
      </ul>
    </div>
    <?php
      switch($stype){
        case
"patient":
          include ("sidepatient.php");
          break;
        case
"hospital_admin":
          include("sidehospital.php");
          break;
        case
"obstetrician":
          include("sidedoctor.php");

```

```

        <td>'.
$row['illness_name'].</td>
    </tr>
    <tr>
        <td
class="tdfont">Description: </td>
        <td>'.
$row['description'].</td>
    </tr>
    <tr class="trblue">
        <td
class="tdfont">Symptoms: </td></tr>';

        $sym = mysql_query("SELECT *
FROM illness_symptom WHERE illnessID = '$iid'");

        while($srow =
mysql_fetch_array($sym)){

            $selname =
mysql_query("SELECT * FROM symptom_table WHERE
symptomID = '$srow[symptomID]'");

            while($nrow =
mysql_fetch_array($selname)){

                echo
'<tr><td></td><td>-> '.
                $nrow['symptom_name'].</td></tr>';
            }
        }
    </tr>
    <tr>
        <td class="tdfont">Period of
Pregnancy present: </td>
        <td>'. $row['trimester'].</td>
    </tr>
    <tr class="trblue">
        <td
class="tdfont">Treatment: </td>
        <td>'. $row['treatment'].</td>
    </tr>
</table></fieldset>';

```

```

'<form>
    <br><input type="button" value="Edit Illness"
onClick="javascript:history.go(-1)" />
</form>';
}
?>
</center>
</div>
<div style="clear: both"></div>
</div>
<!-- content ends -->
<div id="mainbot"></div>
</div>
<?php include("footer.php"); ?>
</div>
</body>
</html>

editillnessform.php
<?php include("constant.php"); ?>

<!DOCTYPE html PUBLIC "-//W3C//DTD XHTML 1.0
Strict//EN" "http://www.w3.org/TR/xhtml1/DTD/xhtml1-
strict.dtd">
<html xmlns="http://www.w3.org/1999/xhtml">
<head>

<meta http-equiv="content-type" content="text/html;
charset=utf-8" />
<title>MPRESH</title>
<meta name="keywords" content="" />
<meta name="description" content="" />
<link href="styles.css" rel="stylesheet" type="text/css"
media="screen" />
<script type="text/javascript">

    var symNo = 1;
    function addBox() {
        sym.innerHTML =
sym.innerHTML + "<select name='sym'+symNo+'>"+
        "<?php
        $select =
mysql_query("SELECT * FROM symptom_table ORDER
BY symptom_name");
        echo
'<option>Choose a Symptom..</option>';
        while($rows =
mysql_fetch_array($select)){
            echo
'<option value='.$rows['symptomID'].>'.
            $rows['symptom_name'].</option>';
        }
        ?>
    }
    ></select>&nbsp;<input type=button value=+
onClick=addBox() /><br><br>"
    sym.innerHTML =
sym.innerHTML + "<input type='hidden' name='symNo'
value="+symNo+">"

```

```

        symNo++;
    }
</script>
</head>
<body>
<div id="bg">
<?php include("header.php"); ?>
<div id="main">
<div id="maintop"></div>
<!-- content begins -->
<div id="content">
    <div id="right">
    <div id="archives">
        <h2>Welcome
        <?php
            switch($stype){
                case "patient":
                    if($gender == "female"){
                        echo ''.$sname.'</img>';
                    } else echo ''.$sname.'</img>'; break;
                case "obstetrician":
                    if($gender == "female"){
                        echo
''.$sname.'</img>';
                    } else echo ''.$sname.'</img>'; break;
                default: echo ''.$sname.'</img>'; break;
            }
        </h2>
        <div id="tit_b">
        <ul>
            <li><a href="logout.php">LOG-
OUT</a></li>
        </ul>
        </div>
        <?php
            switch($stype){
                case
"patient":
                    include ("sidepatient.php");
                    break;
                    case
"hospital_admin":
                    include("sidehospital.php");
                    break;
                    case
"obstetrician":
                    include("sidedoctor.php");
                    break;
                    case
"ob_incharge":
                    include("sideob.php");
                    break;
                    default:
                    } ?>
            </div>
            </div>
            <div id="left">
            <div id="img_b"></div>
            <center>
                <fieldset
class="normal"><legend>Edit Illness form</legend><br>
                <?php
                    if(!empty($delete))
                    {
                        $sid = $_GET['sid'];
                        $illid = $_GET['iid'];
                        $symptom = mysql_query("SELECT
symptomID, symptom_name FROM symptom_table
WHERE symptomID = '$sid'");
                        while($rowsym =
mysql_fetch_array($symptom)){
                            $symname =
$rowsym['symptom_name'];
                        }
                    }
                </script type="text/javascript">
                    var ans = confirm("Are you sure you
want to remove <?php echo $symname;?>?")
                    if (!ans){
                    }

```

```

else{
    <?php
mysql_query("DELETE FROM illness_symptom WHERE
illnessID = '$illid' AND symptomID = '$sid'"); ?>

    window.location =
"illness.php";
}
</script>
<?php }
    $iid = $_GET['id'];
    $view =
mysql_query("SELECT * FROM illness_table WHERE
illnessID = '$iid'");
    while($row =
mysql_fetch_array($view)){
        echo
'<form method=post action="editillness.php">
    <table width=450 cellpadding=3
cellspacing=10>
        <tr class="trblue">
            <td class="tdfont">Name of
Illness: </td>
            <td><input type=text
name="illness_name" size=38 value="".
$row['illness_name']. "></td>
        </tr>
        <tr>
            <td
class="tdfont">Description: </td>
            <td><textarea
name="description" rows=10 cols=30>'.
$row['description'].'</textarea><br>Note:Use <br > for
new space.</td>
        </tr>
        <tr class="trblue">
            <td
class="tdfont">Symptoms: </td>
            <td><select name="sym0">;
                $select =
mysql_query("SELECT * FROM symptom_table ORDER
BY symptom_name");
                echo '<option>Choose a
Symptom..</option>';
                while($rows =
mysql_fetch_array($select)){
                    echo '<option
value='.$rows['symptomID'].'>'.
$rows['symptom_name'].'</option>';
                }
                echo '</select>
                <input type="button" value="+"
onClick="addBox()" />
                <input type="hidden" value="1"
name="symNo" />
                <br><br><div
id="sym"></div><td></tr>';
                $sym = mysql_query("SELECT *
FROM illness_symptom WHERE illnessID = '$iid'");
                while($srow =
mysql_fetch_array($sym)){
                    $selname =
mysql_query("SELECT * FROM symptom_table WHERE
symptomID = '$srow[symptomID]'");
                    while($srow =
mysql_fetch_array($selname)){
                        echo
'<tr><td></td><td>-> '.
$row['symptom_name'].'&nbsp;&nbsp;&nbsp;';
                        echo '<a
href="editillnessform.php?delete=delete&iid='.$iid.'&sid='.
$row['symptomID'].'"></img></td></tr>';
                    }
                }
                echo
'</tr>
                <tr>
                    <td class="tdfont">Period of
Pregnancy present: </td>
                    <td><select
name="trimester">;
                        switch($row['trimester']){

```

```

period":
    case "any
        echo '<option value=""$.row['trimester']."'>'.
        $row['trimester'].</option>
        <option value="first trimester">first
semester</option>
        <option value="second
trimester">second semester</option>
        <option value="third trimester">third
semester</option>;
        break;
semester":
    case "first
        echo '<option value=""$.row['trimester']."'>'.
        $row['trimester'].</option>
        <option value="any period">any
period</option>
        <option value="second
trimester">second semester</option>
        <option value="third trimester">third
semester</option>;
        break;
    case
"second trimester":
        echo '<option value=""$.row['trimester']."'>'.
        $row['trimester'].</option>
        <option value="any period">any
period</option>
        <option value="first trimester">first
semester</option>
        <option value="third trimester">third
semester</option>;
        break;
    }
    echo '</select>'
    </td>
    </tr>
    <tr class="trblue">
        <td
class="tdfont">Treatment: </td>
        <td><textarea
name="treatment" rows=10 cols=30>'.
        $row['treatment'].</textarea><br>Note:Use < br > for new
space.</td>
    </tr>
    </table></fieldset><br>
    <input type=submit value="Edit
Illness" />
    <input type="hidden" name="id"
value="$.iid." /></center>
    </form>;
    }
    </center>
    </div>
    <div style="clear: both"></div>
</div>
<!-- content ends -->

```

```

<div id="mainbot"></div>
</div>
<?php include("footer.php"); ?>

</div>
</body>
</html>

```

editmodule.php

```

<?php
session_start();
if(!isset($_SESSION['username'])){
    header("location: index.php");
}
include ("config.php");
$user = $_SESSION['username'];
$illness = $_GET['illness'];
$symptomID = $_GET['symptom'];
$notes = $_GET['notes'];

    $sqluser = mysql_query("SELECT * FROM
user_table WHERE username = '$user'");
    while($userrow = mysql_fetch_array($sqluser)){
        $sid = $userrow['personID'];
        $styp = $userrow['user_type'];
    }
    $sqlperson = mysql_query("SELECT * FROM
person_table WHERE personID='$sid'");
    while($rowper = mysql_fetch_array($sqlperson))
    {
        $pname = $rowper['first_name'];
        $sgender = $rowper['gender'];
    }
?>
<!DOCTYPE html PUBLIC "-//W3C//DTD XHTML 1.0
Strict//EN" "http://www.w3.org/TR/xhtml1/DTD/xhtml1-
strict.dtd">
<html xmlns="http://www.w3.org/1999/xhtml">
<head>

<meta http-equiv="content-type" content="text/html;
charset=utf-8" />
<title>MPRESH</title>
<meta name="keywords" content="" />
<meta name="description" content="" />
<link href="styles.css" rel="stylesheet" type="text/css"
media="screen" />
</head>
<body>

<div id="bg">

<?php include("header.php"); ?>

<div id="main">
<div id="maintop"></div>
<!-- content begins -->
<div id="content">
    <div id="right">
    <div id="archives">

```

```

<h2>Welcome
</php

switch($styp){
    case "patient":
        if($sgender == "female"){
            echo ''. $pname.'</img>';
        }else echo ''. $pname.'</img>'; break;
    case "obstetrician":
        if($sgender == "female"){
            echo
''. $pname.'</img>';
        }else echo ''. $pname.'</img>'; break;
        default: echo ''. $pname.'</img>'; break;
    }
?>
</h2>
<div id="tit_b">
<ul>
<li><a href="logout.php">LOG-
OUT</a></li>
</ul>
</div>
<?php

switch($styp){
    case
"patient": ?>
    <div class="tit_b">
<ul>
<li><a href="duedatecalcu.php">Due
Date Tracker</a></li>
<li><a href="planner.php">Patient
Planner</a></li>
<li><a
href="healthmodule.php">Healthcare Module</a></li>
</ul>
</div>

```

```

<h2>ARTICLES</h2>
<div class="tit_b">
<ul>
<li><a href="articles.php">View
Articles</a></li>
</ul>
</div>
<?php
break;
case
"hospital_admin":?>
<h2>ARTICLES</h2>
<div class="tit_b">
<ul>
<li><a href="articles.php">View
Articles</a></li>
</ul>
</div>
<?php
break;
case "obstetrician"?>
<h2>Patients</h2>
<div class="tit_b">
<ul>
<li><a
href="viewpatientlist.php">View Patients</a></li>
</ul>
</div>
<h2>ARTICLES</h2>
<div class="tit_b">
<ul>
<li><a href="articles.php">View
Articles</a></li>
<li><a href="addarticle.php">Add
Articles</a></li>
</ul>

```

```

</div>
<h2>Healthcare Module</h2>
<div class="tit_b">
<ul>
<li><a href="module.php">Edit
Module</a></li>
<li><a href="addillnessform.php">Add
Illness</a></li>
<li><a
href="addsymptomform.php">Add Symptoms</a></li>
</ul>
</div>
<?php break;
default:
} ?>
</div>
</div>
<div id="left">
<div id="img_b"></div>
<center>
<?php
if($illness!="" ||
$symptomID!="" || $notes!=""){
$check =
mysql_query("SELECT illnessID,symptomID FROM
illness_symptom WHERE illnessID='$illness' AND
symptomID='$symptomID'");
$count =
mysql_num_rows($check);
if($count != 1){
$insert = mysql_query("INSERT INTO
illness_symptom(illnessID,symptomID,notes)
VALUES('$illness','$symptomID','$notes)");
echo '<h1>Successfully added a
Symptom.</h1>';
}
else {
echo '<h1>Symptom entry already exists for
specific Illness.</h1>';
echo '<form>
<br><input type="button"
value="Return to previous page"
onClick="javascript:history.go(-1)" />
</form>';
}
}

```

```

    }
    }
    else{
        echo
        echo
    }
    ?>
    </center>
    </div>
    <div style="clear: both"></div>
</div>
<!-- content ends -->
<div id="mainbot"></div>
</div>
<?php include("footer.php"); ?>
</div>
</body>
</html>

```

editmoduleform.php

```

<?php
session_start();
if(!isset($_SESSION['username'])){
    header("location: index.php");
}
include ("config.php");
$user = $_SESSION['username'];
$illness = $_POST['illness'];

    $sqluser = mysql_query("SELECT * FROM
user_table WHERE username = '$user'");
    while($userrow = mysql_fetch_array($sqluser)){
        $id = $userrow['personID'];
        $stype = $userrow['user_type'];
    }
    $sqlperson = mysql_query("SELECT * FROM
person_table WHERE personID='$id'");
    while($rowper = mysql_fetch_array($sqlperson))
    {
        $pname = $rowper['first_name'];
        $sgender = $rowper['gender'];
    }
?>
<!DOCTYPE html PUBLIC "-//W3C//DTD XHTML 1.0
Strict//EN" "http://www.w3.org/TR/xhtml1/DTD/xhtml1-
strict.dtd">
<html xmlns="http://www.w3.org/1999/xhtml">
<head>

<meta http-equiv="content-type" content="text/html;
charset=utf-8" />
<title>MPRESH</title>
<meta name="keywords" content="" />
<meta name="description" content="" />
<link href="styles.css" rel="stylesheet" type="text/css"
media="screen" />

```

```

</head>
<body>

<div id="bg">

<?php include("header.php"); ?>

<div id="main">
<div id="maintop"></div>
<!-- content begins -->
<div id="content">
    <div id="right">
    <div id="archives">

    <h2>Welcome
    <?php

        switch($stype){

            case "patient":

                if($sgender == "female"){

                    echo ''. $pname.'</img>';

                }else echo ''. $pname.'</img>'; break;

            case "obstetrician":

                if($sgender == "female"){

                    echo
                    ''. $pname.'</img>';

                }else echo ''. $pname.'</img>'; break;

                default: echo ''. $pname.'</img>'; break;

                }

                ?>!

    </h2>

    <div id="tit_b">

    <ul>

        <li><a href="logout.php">LOG-
OUT</a></li>

    </ul>

    </div>
    <?php

        switch($stype){

            case

            "patient": ?>

            <div class="tit_b">

```



```

        <ul>
            <li><a href="duedatecalcu.php">Due
Date Tracker</a></li>
            <li><a href="planner.php">Patient
Planner</a></li>
            <li><a
href="healthmodule.php">Healthcare Module</a></li>
        </ul>
    </div>
    <h2>ARTICLES</h2>
    <div class="tit_b">
        <ul>
            <li><a href="articles.php">View
Articles</a></li>
        </ul>
    </div>
    <?php
break;
case
"hospital_admin"?>
    <h2>ARTICLES</h2>
    <div class="tit_b">
        <ul>
            <li><a href="articles.php">View
Articles</a></li>
        </ul>
    </div>
    <?php
break;
case "obstetrician"?>
    <h2>Patients</h2>
    <div class="tit_b">
        <ul>
            <li><a
href="viewpatientlist.php">View Patients</a></li>
        </ul>
    </div>

```

```

    </div>
    <h2>ARTICLES</h2>
    <div class="tit_b">
        <ul>
            <li><a href="articles.php">View
Articles</a></li>
            <li><a href="addarticle.php">Add
Articles</a></li>
        </ul>
    </div>
    <h2>Healthcare Module</h2>
    <div class="tit_b">
        <ul>
            <li><a href="module.php">Edit
Module</a></li>
            <li><a href="addillnessform.php">Add
Illness</a></li>
            <li><a
href="addsymptomform.php">Add Symptoms</a></li>
        </ul>
    </div>
    <?php break;
default:
} ?>
    </div>
    </div>
    <div id="left">
        <div id="img_b"></div>
    </div>
    <center>
        <fieldset class="normal">
            <?php
                $sqlill =
mysql_query("SELECT illnessID,illness_name FROM
illness_table WHERE illnessID = '$illness'");
                while($row =
mysql_fetch_array($sqlill)){
                    echo
'<legend>Add Symptom for '.
$row['illness_name'].'</legend><br>';
                }
            ?>
            <form method=get
action="editmodule.php">
            <table width=400
cellpadding=3 cellspacing=3>

```

```

class="trblue">
    <tr
        <td class="tdfont">Select Symptom: </td>
        <td><select name="symptom">
            <?php
                $symptom = mysql_query("SELECT *
FROM symptom_table");
                while($rowsym =
mysql_fetch_array($symptom)){
                    echo ' <option value="' .
$rowsym['symptomID']. "'>'.
$rowsym['symptom_name']. '</option>';
                }
            ?></td>
        </tr>
        <tr>
            <td class="tdfont">Additional notes for
Symptom: </td>
            <td><textarea name="notes" rows=5
cols=30></textarea></td>
        </tr>
    </table>
</fieldset>
<input type="hidden
name="illness" value="<?php echo $illness;?>" />
<br><input
type="submit" value="Add Symptom" /></center>
</form>
</center>
</div>
<div style="clear: both"></div>
</div>
<!-- content ends -->
<div id="mainbot"></div>
</div>
<?php include("footer.php"); ?>
</div>
</body>
</html>

```

editrecord.php

```

<?php
include('constant.php');
$current_weight = $_POST['current_weight'];
$current_bp = $_POST['current_bp'];
$period_of_preg = $_POST['period_of_preg'];
$aog = $_POST['aog'];
$fundic_height = $_POST['fundic_height'];
$consultation_date =
$_POST['consultation_date'];

```

```

        $last_consultation = $_POST['last_consultation'];
        $next_consultation =
        $_POST['next_consultation'];
        $preg_time = $_POST['preg_time'];
        $details = $_POST['details'];
        $my = $_POST['my'];
        $pid = $_POST['pid'];
    ?>
<!DOCTYPE html PUBLIC "-//W3C//DTD XHTML 1.0
Strict//EN" "http://www.w3.org/TR/xhtml1/DTD/xhtml1-
strict.dtd">
<html xmlns="http://www.w3.org/1999/xhtml">
<head>
    <meta http-equiv="content-type" content="text/html;
charset=utf-8" />
    <title>MPRESH</title>
    <meta name="keywords" content="" />
    <meta name="description" content="" />
    <link href="styles.css" rel="stylesheet" type="text/css"
media="screen" />
</head>
<body>
    <div id="bg">
        <?php include("header.php"); ?>
        <div id="main">
            <div id="maintop"></div>
            <!-- content begins -->
            <div id="content">
                <div id="right">
                    <div id="archives">
                        <h2>Welcome
                        <?php
                            switch($utype){
                                case "patient":
                                    if($gender == "female"){
                                        echo ''. $pname. '</img>';
                                    } else echo ''. $pname. '</img>'; break;
                                case "obstetrician":
                                    if($gender == "female"){
                                        echo
''. $pname. '</img>';
                                    } else echo ''. $pname. '</img>'; break;
                                default: echo ''. $pname. '</img>'; break;
                            }
                        }
                    }
                }
            }
        }
    }

```

```

    }
    ?>!
    </h2>
    <div id="tit_b">
    <ul>
    <li><a href="logout.php">LOG-
    OUT</a></li>
    </ul>
    </div>
    <?php
    switch($utype){
    case
    "patient":
    include ("sidepatient.php");
    break;
    case
    "hospital_admin":
    include("sidehospital.php");
    break;
    case
    "obstetrician":
    include("sidedoctor.php");
    break;
    case
    "ob_incharge":
    include("sideob.php");
    break;
    default:
    } ?>
    </div>
    </div>
    <div id="left">
    <div id="img_b"></div>
    <center>
    <?php
    $sql1 =
    mysql_query("UPDATE planner_table SET
    current_weight='$current_weight',
    current_bp='$current_bp',
    period_of_preg='$period_of_preg',aog='$aog',fundic_heigh
    t='$fundic_height', last_consultation='$last_consultation',
    next_consultation
    =$next_consultation',date_entered='$consultation_date',
    consult_details='$details',preg_time='$preg_time' WHERE
    personID='$pid' AND date_entered='$my'");
    echo
    "<h1>Successfully updated record entry.</h1><br>";
    $sql =
    mysql_query("SELECT * from planner_table WHERE
    personID = '$pid' AND date_entered = '$my'");
    while ($row =
    mysql_fetch_array($sql)){
    echo '<fieldset class="normal"><legend>Record
    entry for '.$my.'</legend>';
    echo '<table width="450"
    cellpadding="3" cellspacing="3">
    <tr class="trblue">
    <td class="tdfont">Current
    Weight:</td>
    <td>'.
    $row['current_weight'].'</td>
    </tr>
    <tr>
    <td class="tdfont">Current
    Blood Pressure:</td>
    <td>'.
    $row['current_bp'].'</td>
    </tr>
    <tr class="trblue">
    <td class="tdfont">Period of
    Pregnancy:</td>
    <td>'.
    $row['period_of_preg'].'</td>
    </tr>
    <tr>
    <td class="tdfont">Age of
    Gestation (AOG in wks):</td>
    <td>'. $row['aog'].'</td>
    </tr>
    <tr class="trblue">

```

```

        <td class="tdfont">Abdomen
(fundic height in cm):</td>
        <td>'.
$row['fundic_height'].</td>
    </tr>
    <tr>
        <td>Last Consultation:</td>
        <td>'.
$row['last_consultation'].</td>
    </tr>
    <tr class="trblue">
        <td class="tdfont">Next
Consultation:</td>
        <td>'.
$row['next_consultation'].</td>
    </tr>
    <tr>
        <td>Number of
Pregnancy:</td>
        <td>'.
$row['preg_time'].</td>
    </tr>
    <tr class="trblue">
        <td
class="tdfont">Consultation Details:</td>
        <td><textarea cols=32
rows=13 readonly=readonly>'.
$row['consult_details'].</textarea></td>
    </tr>;
    echo '</table></fieldset><br>';
}
    echo
'<form>
    <br><input type="button" value="Back to Edit
Record" onClick="javascript:history.go(-1)" />
</form>';
    ?>
    </center>
</div>
<div style="clear: both"></div>

```

```

</div>
<!-- content ends -->
<div id="mainbot"></div>
</div>
<?php include("footer.php"); ?>
</div>
</body>
</html>

editrecordform.php
<?php include('constant.php');?>
<!DOCTYPE html PUBLIC "-//W3C//DTD XHTML 1.0
Strict//EN" "http://www.w3.org/TR/xhtml1/DTD/xhtml1-
strict.dtd">
<html xmlns="http://www.w3.org/1999/xhtml">
<head>
    <meta http-equiv="content-type" content="text/html;
charset=utf-8" />
    <title>MPRESH</title>
    <meta name="keywords" content="" />
    <meta name="description" content="" />
    <link href="styles.css" rel="stylesheet" type="text/css"
media="screen" />
</head>
<body>
    <div id="bg">
        <?php include("header.php"); ?>
        <div id="main">
            <div id="maintop"></div>
            <!-- content begins -->
            <div id="content">
                <table class="ds_box" cellpadding="0" cellspacing="0"
id="ds_conclass" style="display: none;">
                    <tr><td id="ds_calclass">
                    </td></tr>
                </table>
                <script language="JavaScript" src="calendar.js"></script>
                <div id="right">
                <div id="archives">
                    <h2>Welcome
                    <?php
                    switch($utype){
                        case "patient":
                            if($ugender == "female"){
                                echo ''. $pname.</img>';
                            }else echo ''. $pname.</img>'; break;

```

```

        case "obstetrician":
            if($gender == "female"){
                echo
''. $pname.'</img>';
            } else echo ''. $pname.'</img>'; break;
            default: echo ''. $pname.'</img>'; break;
        }
    }
    ?>!
    </h2>
    <div id="tit_b">
    <ul>
        <li><a href="logout.php">LOG-
OUT</a></li>
    </ul>
    </div>
    </fieldset>
    </div>
    </div>
    <div id="left">
        <div id="img_b"></div>
        <center><fieldset class="normal">
            <legend>Edit Record entry</legend>
            <?php
                $pid =
                $my =
                $sql1 =
                mysql_query("SELECT * FROM planner_table WHERE
                personID = '$pid' AND date_entered = '$my'");
                while($row1 =
                mysql_fetch_array($sql1)){
                    echo
'<form method="post" action="editrecord.php">
            <table width="450" cellpadding="3"
            cellspacing="3">
                <tr class="trblue">
                    <td class="tdfont">Current
                    Weight:</td>
                    <td><input type="text" size=5
                    name="current_weight" value="".
                    $row1['current_weight']."/></td>
                </tr>
                <tr>

```

```

                    <td class="tdfont">Current
                    Blood Pressure:</td>
                    <td><input type="text" size=5
                    name="current_bp" value="". $row1['current_bp']."/></td>
                </tr>
                <tr class="trblue">
                    <td class="tdfont">Period of
                    Pregnancy:</td>
                    <td><select
                    name="period_of_preg">
                        <option
                        value="". $row1['period_of_preg']. "">'.
                        $row1['period_of_preg'].</option>
                        <option
                        value="first trimester">first trimester</option>
                        <option
                        value="second trimester">second trimester</option>
                        <option
                        value="third trimester">third trimester</option>
                    </td>
                </tr>
                <tr>
                    <td class="tdfont">Age of
                    Gestation (AOG in wks):</td>
                    <td><input type="text"
                    name="aog" size=5 value="". $row1['aog']."/></td>
                </tr>
                <tr class="trblue">
                    <td class="tdfont">Abdomen
                    (fundic height in cm):</td>
                    <td><input type="text" size=5
                    name="fundic_height" value="".
                    $row1['fundic_height']."/></td>
                </tr>
                <td
                    class="tdfont">Consultation Date:</td>
                    <td><input size=8
                    readonly="readonly" type="text"
                    name="consultation_date" onclick="ds_sh(this);"

```

```

                style="cursor: text" value="".
$row1['date_entered']."/></td>
            </tr>
        <tr class="trblue">
            <td class="tdfont">Last
Consultation:</td>
            <td><input size=8
readonly="readonly" type="text" name="last_consultation"
onclick="ds_sh(this);"
                style="cursor: text" value="".
$row1['last_consultation']."/></td>
            </tr>
        <tr>
            <td class="tdfont">Next
Consultation:</td>
            <td><input size=8
readonly="readonly" type="text"
name="next_consultation" onclick="ds_sh(this);"
                style="cursor: text" value="".
$row1['next_consultation']."/></td>
            </tr>
        <tr class="trblue">
            <td class="tdfont">Number
of Pregnancy:</td>
            <td><input type=text size=8
name="preg_time" value="".$row1['preg_time']."/></td>
            </tr>
        <tr>
            <td
class="tdfont">Consultation Details:</td>
            <td><textarea
name="details" cols=32 rows=13>'.
$row1['consult_details'].</textarea></td>
            </tr>;
        echo '</table></fieldset><br>';
        echo '<p align=center>
                <input type=hidden
name="my" value="".$my."/>

```

```

                <input type=hidden
name="pid" value="".$pid."/>
            <input type=submit
value="Edit Record" />
        </form>;
    }
    ?>
</center>
</div>
<div style="clear: both"></div>
</div>
<!-- content ends -->
<div id="mainbot"></div>
</div>
<?php include("footer.php"); ?>
</div>
</body>
</html>

```

footer.php

```

<!DOCTYPE html PUBLIC "-//W3C//DTD XHTML 1.0
Strict//EN" "http://www.w3.org/TR/xhtml1/DTD/xhtml1-
strict.dtd">
<html xmlns="http://www.w3.org/1999/xhtml">
<head>
    <meta http-equiv="content-type" content="text/html;
charset=utf-8" />
    <title>MPRESH</title>
    <meta name="keywords" content="" />
    <meta name="description" content="" />
    <link href="styles.css" rel="stylesheet" type="text/css"
media="screen" />
</head>
<body>
<!-- footer begins -->
<div id="footer">
    <p>Copyright &copy; 2011. <a href=# title="University of
The Philippines">University of the Philippines</a></p>
    <p><a href="#">Privacy Policy</a> |
    <a href="#">Terms of Use</a> | <a
href="http://validator.w3.org/check/referer" title="This
page validates as XHTML 1.0 Transitional"><abbr
title="eXtensible HyperText Markup
Language">XHTML</abbr></a> | <a
href="http://jigsaw.w3.org/css-validator/check/referer"
title="This page validates as CSS"><abbr title="Cascading
Style Sheets">CSS</abbr></a></p></div>
<!-- footer ends -->
</body>
</html>

```

forum.php

```

<?php include("constant.php"); ?>
<!DOCTYPE html PUBLIC "-//W3C//DTD XHTML 1.0
Strict//EN" "http://www.w3.org/TR/xhtml1/DTD/xhtml1-
strict.dtd">

```

```

<html xmlns="http://www.w3.org/1999/xhtml">
<head>

<meta http-equiv="content-type" content="text/html;
charset=utf-8" />
<title>MPRESH</title>
<meta name="keywords" content="" />
<meta name="description" content="" />
<link href="styles.css" rel="stylesheet" type="text/css"
media="screen" />
</head>
<body>

<div id="bg">

<?php include("header.php"); ?>

<div id="main">
<div id="maintop"></div>
<!-- content begins -->
<div id="content">
    <div id="right">
    <div id="archives">
        <h2>Welcome
        <?php

switch($stype){

    case "patient":

        if($gender == "female"){

            echo ''. $pname.'</img>';

        } else echo ''. $pname.'</img>'; break;

    case "obstetrician":

        if($gender == "female"){

            echo

''. $pname.'</img>';

        } else echo ''. $pname.'</img>'; break;

        default: echo ''. $pname.'</img>'; break;

    }

    ?>!

    </h2>

    <div id="tit_b">

    <ul>

    <li><a href="logout.php">LOG-
OUT</a></li>

```

```

</ul>

</div>
<?php

switch($stype){

    case

"patient":

    include ("sidepatient.php");

    break;

    case

"hospital_admin":

    include("sidehospital.php");

    break;

    case

"obstetrician":

    include("sidedoctor.php");

    break;

    case

"ob_incharge":

    include("sideob.php");

    break;

    default:

    } ?>

</div>
</div>
<div id="left">
    <div id="img_b"></div>
</div>
<center>

<?php

$rowsPerPage = 5;

// by

default we show first page

$pageNum = 1;

if(isset($_GET['page'])) {

// $pageNum = clean($_GET['page']);

$pageNum = $_GET['page'];

}

$offset =

($pageNum - 1) * $rowsPerPage;

$view =

mysql_query("SELECT * FROM forum_table ORDER BY
date_posted DESC limit $offset, $rowsPerPage");

echo

'<fieldset class="normal"><legend>Forum posts</legend>
<table width=450 cellpadding=3 cellspacing=3>

```

```

        <tr bgcolor="lightblue" align="center">
            <td
class="tdfont">Topic</a</td>
            <td class="tdfont">Posted
by</td>
            <td class="tdfont">User
type</td>
            <td class="tdfont">Date
Posted</td>
        </tr>;
        while($vrow = mysql_fetch_array($view)){
            $pname = $vrow['personID'];
            $namesql = mysql_query("SELECT * FROM
person_table WHERE personID = '$pname'");
            while($nrow = mysql_fetch_array($namesql)){
                echo '
                <td><a href="viewpost.php?
id='.$vrow['postNo'].>'. $vrow['topic'].</a></td>
                <td>'. $nrow['first_name']. " ".
                $nrow['last_name'].</td>
                <td>'. $vrow['user_type'].</td>
                <td>'. $vrow['date_posted'].</td>
                </tr>;
            }
        }
        echo
    </table>
    <br><div class="lright"><a
href="addpost.php">New
Post</a></div>
    </fieldset>
    </center>;
    // how
many rows we have in database
        $query="select
count(*) as numrows from forum_table";
        $result =
mysql_query($query) or die('Error, query failed');
        $row =
mysql_fetch_array($result, MYSQL_ASSOC);
        $numrows =
$row['numrows'];
        print
"<hr><br><center>There are a total of $numrows forum
posts. ";
        // how many
pages we have when using paging?
        $maxPage =
ceil($numrows/$rowsPerPage);
        // print the link to
access each page
        if($numrows > 5){
            print
"<br>You are now in page $pageNum.</center>";
            echo
"<br><center>Go to page : ";
            for($page = 1; $page <= $maxPage; $page++) {

```

```

            echo "<a href='forum.php?
page=$page&Sort=$Sort#forums'>$page</a> ";
        }
        $page=$page-1;
    }
    ?>
    </center>
    </div>
    <div style="clear: both"></div>
</div>
<!-- content ends -->
<div id="mainbot"></div>
</div>
<?php include("footer.php"); ?>
</div>
</body>
</html>
fullrecord.php
<?php include('constant.php');?>
<!DOCTYPE html PUBLIC "-//W3C//DTD XHTML 1.0
Strict//EN" "http://www.w3.org/TR/xhtml1/DTD/xhtml1-
strict.dtd">
<html xmlns="http://www.w3.org/1999/xhtml">
<head>
    <meta http-equiv="content-type" content="text/html;
charset=utf-8" />
    <title>MPRESH</title>
    <meta name="keywords" content="" />
    <meta name="description" content="" />
    <link href="styles.css" rel="stylesheet" type="text/css"
media="screen" />
</head>
<body>
    <div id="bg">
    <?php include("header.php"); ?>
    <div id="main">
    <div id="maintop"></div>
    <!-- content begins -->
    <div id="content">
        <div id="right">
        <div id="archives">
            <h2>Welcome
            <?php
            switch($utype){
                case "patient":
                    if($ugender == "female"){
                        echo ''. $pname.</img>';
                    }else echo ''. $pname.</img>'; break;

```



```

        case "obstetrician":
            if($gender == "female"){
                echo
                ''.$pname.'</img>';
            }else echo ''.$pname.'</img>'; break;

            default: echo ''.$pname.'</img>'; break;
        }
    }
    ?>
    </h2>
    <div id="tit_b">
    <ul>
    <li><a href="logout.php">LOG-
    OUT</a></li>
    </ul>
    </div>
    <?php
    switch($stype){
    case
    "patient":
        include ("sidepatient.php");
        break;
    case
    "hospital_admin":
        include("sidehospital.php");
        break;
    case
    "obstetrician":
        include("sidedoctor.php");
        break;
    case
    "ob_incharge":
        include("sideob.php");
        break;
    default:
    break;
    } ?>
    </div>
    </div>
    <div id="left">
    <div id="img_b"></div>
    <center>
    <fieldset class="normal">

```

```

    <?php
    $pid =
    $_GET['pid'];
    $no = $_GET['no'];
    $view =
    mysql_query("SELECT * FROM planner_table WHERE
    personID = '$pid' AND recordNo = '$no'");
    $fullname =
    mysql_query("SELECT * FROM person_table WHERE
    personID = '$pid'");
    while($frow = mysql_fetch_array($fullname))
    $fname = $frow['first_name']." ".
    $frow['last_name'];
    while($srow =
    mysql_fetch_array($view)){
    echo
    '<legend>Patient: <font color=#4C7D7E>'.
    $fname.'</legend></font>
    <table width=480
    cellpadding=3 cellspacing=3>
    <tr class="trblue">
    <td
    class="tdfont">Date Entered:</td>
    <td>'.
    $srow['date_entered'].'</td>
    </tr>
    <tr>
    <td
    class="tdfont">Current Weight:</td>
    <td>'.
    $srow['current_weight'].'</td>
    </tr>
    <tr class="trblue">
    <td
    class="tdfont">Current Blood Pressure:</td>
    <td>'.
    $srow['current_bp'].'</td>
    </tr>
    <tr>
    <td
    class="tdfont">Period of Pregnancy (trimester):</td>
    <td>'.
    $srow['period_of_preg'].'</td>

```

```

        </tr>
        <tr class="trblue">
            <td
class="tdfont">Age of Gestation (AOG in wks):</td>
            <td>'.
$row['aog'].</td>
        </tr>
        <tr>
            <td
class="tdfont">Abdomen (fundic height in cm):</td>
            <td>'.
$row['fundic_height'].</td>
        </tr>
        <tr class="trblue">
            <td
class="tdfont">Last Consultation:</td>
            <td>'.
$row['last_consultation'].</td>
        </tr>
        <tr>
            <td
class="tdfont">Next Consultation:</td>
            <td>'.
$row['next_consultation'].</td>
        </tr>
        <tr class="trblue">
            <td
class="tdfont">Number of Pregnancy</td>
            <td>'.
$row['preg_time'].</td>
        </tr>
        <tr>
            <td
class="tdfont">Consultation Details:</td>
            <td>'.
$row['consult_details'].</td>
        </tr>
    </table></fieldset><br>;
    $my =
    }
    if($stypetype !=
        echo '<a
href="editrecordform.php?pid='.$pid.'&date='.$
$my.'"><input type=button value="Edit Record"></a>';
    ?>
    </center>
    </div>
    <div style="clear: both"></div>
    </div>
    <!-- content ends -->
    <div id="mainbot"></div>
    </div>
    <?php include("footer.php"); ?>
    </div>
    </body>
    </html>

gethospital.php
<?php
include('config.php');
$ob = $_GET['ob'];

$selhop = mysql_query("SELECT * FROM
hospdoctor_table WHERE physicianID = '$ob'");

echo '<select name="hospital">
    <option>Select Hospital</option>';
    while($show =
mysql_fetch_array($selhop)) {
        $shopname =
mysql_query("SELECT hospitalID, hospital_name FROM
hospital_table WHERE hospitalID = '$show[hospitalID]'");
        while($nrow =
mysql_fetch_array($shopname)){
            echo '<option
value="',$nrow['hospitalID'],'">'.
$nrow['hospital_name'].</option>';
        }
    }

echo '</select>';
?>

header.php
<html>
<head>

<meta http-equiv="content-type" content="text/html;
charset=utf-8" />
<title>MPRESH</title>
<meta name="keywords" content="" />
<meta name="description" content="" />
<link href="styles.css" rel="stylesheet" type="text/css"
media="screen" />
</head>

```

```

<body>
<!-- header begins -->
<div id="header">
    <div id="logo"><h1><a
href="#">MPRESH</a></h1></div>
    <div id="buttons">
        <ul>
            <li class="first"><a
href="main.php" title="">HOME</a></li>
            <li><a href="profile.php"
title="">PROFILE</a></li>
            <li><a href="request.php"
title="">REQUESTS</a></li>
            <li><a href="mpresh.php"
title="">DOWNLOAD</a></li>
            <li><a href="forum.php"
title="">FORUMS</a></li>
            <li><a href="account.php"
title="">ACCOUNT</a></li>
        </ul>
    </div>
</div>
<!-- header ends -->
</body>
</html>

```

HealthcareModule.java

```
package HealthcareModule;
```

```
import javax.microedition.midlet.*;
import javax.microedition.lcdui.*;
```

```

/**
 * @author Wujia
 */
public class HealthcareModule extends MIDlet implements
CommandListener{
    private Display display;
    private Command ok1 = new Command("Submit",
Command.SCREEN, 1);
    private Command ok2 = new Command("Submit",
Command.SCREEN, 1);
    private Command ok3 = new Command("Submit",
Command.SCREEN, 1);
    private Command ok4 = new Command("Choose",
Command.SCREEN, 1);
    private Command exit = new Command("Exit",
Command.EXIT, 2);
    private Command back = new Command("Back",
Command.SCREEN, 1);
    private List symList, semList;
    private Form aForm;
    private String[] diseaseName = {"Ectopic
Pregnancy","Placental Abruption","Listeria",
"HELLP Syndrome","Cholestasis Pregnancy","UTI
during Pregnancy","Yeast Infection Pregnancy",
"Hughes Syndrome","Cytomegalovirus
(CMV)","Pregnancy Induce Hypertension (PIH)",
"Hyperemesis Gravidarum / Severe Vomiting",
"Gestational Diabetes"};
    private int[] diseaseCtr;
    private int[] finalCtr;

```

```

    public void startApp() {
        semList = new List("Choose the Period of
Pregnancy",Choice.EXCLUSIVE );
        semList.append("First Trimester", null);
        semList.append("Second Trimester", null);
        semList.append("Third Trimester", null);
        semList.addCommand(ok4);
        semList.addCommand(exit);
        semList.setCommandListener(this);
        display = Display.getDisplay(this);
        display.setCurrent(semList);
    }
    public void getTrimester(){
        boolean selected[] = new boolean[semList.size()];
        semList.getSelectedFlags(selected);
        if(selected[0] == true) {
            displayFirstSymptoms();
        }else if(selected[1] == true){
            displaySecondSymptoms();
        }else {
            displayThirdSymptoms();
        }
    }
    public void displayFirstSymptoms(){
        diseaseCtr = new int[12];
        finalCtr = new int[3];
        symList = new List("Choose
Symptoms",Choice.MULTIPLE );
        symList.append("Vaginal bleeding", null);
        symList.append("Lower back pain", null);
        symList.append("Cramps", null);
        symList.append("Severe nausea", null);
        symList.append("Abnormal bowel movements", null);
        symList.append("Fatigue/Depression", null);
        symList.append("Blurred vision", null);
        symList.append("Intoleration of bright lights", null);
        symList.append("Tendency to bruise easily", null);
        symList.append("Shortness of breath", null);
        symList.append("Flu-like symptoms", null);
        symList.append("Body/muscle pains", null);
        symList.append("Stiff neck", null);
        symList.append("Disorientation/convulsions", null);
        symList.append("Urination pains", null);
        symList.append("Chills/sweat when urinating", null);
        symList.append("Cloudy-like urine", null);
        symList.append("Memory loss", null);
        symList.append("Skin disorders / Jaundice", null);
        symList.append("Visual disturbance/giddiness", null);
        symList.append("Gastrointestinal disorder", null);
        symList.append("Swollen glands", null);
        symList.append("Dehydration", null);
        symList.addCommand(ok1);
        symList.addCommand(exit);
        symList.setCommandListener(this);
        display = Display.getDisplay(this);
        display.setCurrent(symList);
    }
    public void displaySecondSymptoms(){
        diseaseCtr = new int[12];
        finalCtr = new int[3];

```

```

symList = new List("Choose
Symptoms",Choice.MULTIPLE );
symList.append("Cramps", null);
symList.append("Fatigue/Depression", null);
symList.append("Blurred vision", null);
symList.append("Intoleration of bright lights", null);
symList.append("Tendency to bruise easily", null);
symList.append("Shortness of breath", null);
symList.append("Flu-like symptoms", null);
symList.append("Body/muscle pains", null);
symList.append("Stiff neck", null);
symList.append("Disorientation/convulsions", null);
symList.append("Urination pains", null);
symList.append("Chills/sweat when urinating", null);
symList.append("Cloudy-like urine", null);
symList.append("Memory loss", null);
symList.append("Visual disturbance/giddiness", null);
symList.append("Gastrointestinal disorder", null);
symList.append("Swollen glands", null);
symList.append("White discharge with foul smell",
null);
symList.append("Redness", null);
symList.append("Infection/itching in lips of vagina",
null);
symList.append("Skin disorders/jaundice", null);
symList.addCommand(ok2);
symList.addCommand(exit);
symList.setCommandListener(this);
display = Display.getDisplay(this);
display.setCurrent(symList);
}

```

```

public void displayThirdSymptoms(){
diseaseCtr = new int[12];
finalCtr = new int[3];
symList = new List("Choose
Symptoms",Choice.MULTIPLE );
symList.append("Vaginal bleeding", null);
symList.append("Severe nausea", null);
symList.append("Itching (hands/feet)", null);
symList.append("Abnormal bowel movements", null);
symList.append("Fatigue/Depression", null);
symList.append("Loss of appetite", null);
symList.append("Blurred vision", null);
symList.append("Intoleration of bright lights", null);
symList.append("Tendency to bruise easily", null);
symList.append("Shortness of breath", null);
symList.append("Rapid contractions", null);
symList.append("Abdominal pains", null);
symList.append("Heart rate abnormalities", null);
symList.append("Flu-like symptoms", null);
symList.append("Body/muscle pains", null);
symList.append("Stiff neck", null);
symList.append("Disorientation/convulsions", null);
symList.append("Protein in urine", null);
symList.append("Urination pains", null);
symList.append("Chills/sweat when urinating", null);
symList.append("Cloudy-like urine", null);
symList.append("Memory loss", null);
symList.append("Visual disturbance/giddiness", null);
symList.append("Gastrointestinal disorder", null);
symList.append("Swollen glands", null);

```

```

symList.append("Itching in lips of vagina", null);
symList.append("Unusual thirst", null);
symList.append("Skin disorders/jaundice", null);
symList.append("Cramps", null);
symList.addCommand(ok3);
symList.addCommand(exit);
symList.setCommandListener(this);
display = Display.getDisplay(this);
display.setCurrent(symList);
}

```

```

public int getMax(int[] iArray){
int i =0, max = 0;
while(max <1){
max = Math.max(iArray[i], iArray[i+1]);
i++;
}
return max;
}

```

```

public void resetCtr(int[] iArray){
for(int i=0; i<=iArray.length; i++){
iArray[i] = 0;
}
}

```

```

public String getDisease(int i, String[] sArray){
String sName = "";
sName = sArray[i];
return sName;
}

```

```

public void pauseApp() {
}

```

```

public void destroyApp(boolean unconditional) {
notifyDestroyed();
}

```

```

public void commandAction(Command c, Displayable d)
{
if(c == ok1){
boolean selected[] = new boolean[symList.size()];
symList.getSelectedFlags(selected);
if(selected[0] == true) {
diseaseCtr[0]++;
}
if(selected[1] == true) diseaseCtr[0]++;
if(selected[2] == true) {
diseaseCtr[0]++; diseaseCtr[5]++;
}
if(selected[3] == true) {
diseaseCtr[0]++; diseaseCtr[10]++;
}
if(selected[4] == true) diseaseCtr[10]++;
if(selected[5] == true) diseaseCtr[8]++;
if(selected[6] == true) diseaseCtr[9]++;
if(selected[7] == true) diseaseCtr[9]++;
if(selected[8] == true) diseaseCtr[9]++;
if(selected[9] == true) diseaseCtr[9]++;
if(selected[10] == true) {
diseaseCtr[2]++; diseaseCtr[8]++;
}
}
}

```

```

    }
    if(selected[11] == true) diseaseCtr[2]++;
    if(selected[12] == true) diseaseCtr[2]++;
    if(selected[13] == true) diseaseCtr[2]++;
    if(selected[14] == true) diseaseCtr[5]++;
    if(selected[15] == true) diseaseCtr[5]++;
    if(selected[16] == true) diseaseCtr[5]++;
    if(selected[17] == true) diseaseCtr[7]++;
    if(selected[18] == true) {
        diseaseCtr[7]++; diseaseCtr[10]++;
    }
    if(selected[19] == true) diseaseCtr[7]++;
    if(selected[20] == true) diseaseCtr[7]++;
    if(selected[21] == true) diseaseCtr[8]++;
    if(selected[22] == true) diseaseCtr[10]++;
    process();
} else if(c == ok2){
    boolean selected[] = new boolean[symList.size()];
    symList.getSelectedFlags(selected);
    if(selected[0] == true) diseaseCtr[5]++;
    if(selected[1] == true) diseaseCtr[8]++;
    if(selected[2] == true) diseaseCtr[9]++;
    if(selected[3] == true) diseaseCtr[9]++;
    if(selected[4] == true) diseaseCtr[9]++;
    if(selected[5] == true) diseaseCtr[9]++;
    if(selected[6] == true) diseaseCtr[2]++;
    if(selected[7] == true) diseaseCtr[2]++;
    if(selected[8] == true) diseaseCtr[2]++;
    if(selected[9] == true) diseaseCtr[2]++;
    if(selected[10] == true) diseaseCtr[5]++;
    if(selected[11] == true) diseaseCtr[5]++;
    if(selected[12] == true) diseaseCtr[5]++;
    if(selected[13] == true) diseaseCtr[7]++;
    if(selected[14] == true) diseaseCtr[7]++;
    if(selected[15] == true) diseaseCtr[7]++;
    if(selected[16] == true) diseaseCtr[8]++;
    if(selected[17] == true) diseaseCtr[6]++;
    if(selected[18] == true) diseaseCtr[6]++;
    if(selected[19] == true) diseaseCtr[6]++;
    if(selected[20] == true) diseaseCtr[7]++;
    process();
} else if(c == ok3){
    boolean selected[] = new boolean[symList.size()];
    symList.getSelectedFlags(selected);
    if(selected[0] == true) diseaseCtr[1]++;
    if(selected[1] == true) {
        diseaseCtr[3]++; diseaseCtr[11]++;
    }
    if(selected[2] == true) diseaseCtr[4]++;
    if(selected[3] == true) diseaseCtr[4]++;
    if(selected[4] == true) {
        diseaseCtr[4]++; diseaseCtr[8]++;
    }
    if(selected[5] == true) diseaseCtr[4]++;
    if(selected[6] == true) {
        diseaseCtr[9]++; diseaseCtr[11]++;
    }
    if(selected[7] == true) diseaseCtr[9]++;
    if(selected[8] == true) diseaseCtr[9]++;
    if(selected[9] == true) diseaseCtr[9]++;
    if(selected[10] == true) diseaseCtr[1]++;
    if(selected[11] == true) {
        diseaseCtr[1]++; diseaseCtr[3]++;
    }
    if(selected[12] == true) diseaseCtr[1]++;
    if(selected[13] == true) {
        diseaseCtr[8]++; diseaseCtr[3]++;
    }
    diseaseCtr[2]++;
    if(selected[14] == true) diseaseCtr[2]++;
    if(selected[15] == true) diseaseCtr[2]++;
    if(selected[16] == true) diseaseCtr[2]++;
    if(selected[17] == true) diseaseCtr[3]++;
    if(selected[18] == true) diseaseCtr[5]++;
    if(selected[19] == true) diseaseCtr[5]++;
    if(selected[20] == true) diseaseCtr[5]++;
    if(selected[21] == true) diseaseCtr[7]++;
    if(selected[22] == true) diseaseCtr[7]++;
    if(selected[23] == true) diseaseCtr[7]++;
    if(selected[24] == true) diseaseCtr[8]++;
    if(selected[25] == true) diseaseCtr[11]++;
    if(selected[26] == true) diseaseCtr[11]++;
    if(selected[27] == true) diseaseCtr[7]++;
    if(selected[28] == true) diseaseCtr[5]++;
    process();
} else if(c == ok4){
    getTrimester();
} else if(c == back){
    startApp();
}
else destroyApp(true);
}

public void process(){
    int res = getMax(diseaseCtr);
    if(res == 1){
        aForm = new Form("Results");
        aForm.append("Based on your entered Symptoms,
Pregnancy complications " +
        "can't be determined. Reasons maybe:\n\n" +
        "- The symptoms you are experiencing are
prior to being Pregnant\n\n" +
        "Please consult your Obgyne for further
tests.");
        aForm.addCommand(back);
        aForm.setCommandListener(this);
        display.setCurrent(aForm);
    }
    else {
        compareMax(res,diseaseCtr,finalCtr);
        int ctr0 = finalCtr[0];
        int ctr1 = finalCtr[1];
        int ctr2 = finalCtr[2];
        String sDisease = getDisease(ctr0,diseaseName);
        String sDisease1 = getDisease(ctr1,diseaseName);
        String sDisease2 = getDisease(ctr2,diseaseName);
        if(sDisease.equals(sDisease1)){
            aForm = new Form("Results");
            aForm.append("You are probably experiencing
the Symptoms of the ff:\n\n");
            aForm.append("-"+sDisease);
            aForm.append("\n\nPlease consult your Obgyne
for futher tests and information" +

```

```

    " regarding the symptoms you are
experiencing.");
    aForm.addCommand(back);
    aForm.setCommandListener(this);
    display.setCurrent(aForm);
} else {
    aForm = new Form("Results");
    aForm.append("You are probably experiencing
the Symptoms of the ff:\n\n");
    aForm.append("-"+sDisease
+" \n-"+sDisease1+" \n-"+sDisease2);
    aForm.append("\n\nPlease consult your Obgyne
for futher tests and information" +
    " regarding the symptoms you are
experiencing.");
    aForm.addCommand(back);
    aForm.setCommandListener(this);
    display.setCurrent(aForm);
}
}
resetCtr(diseaseCtr);
}

public void compareMax(int iMax, int[] iArray, int[]
iArray2){
    int j=0, i=0;
    while(i!=iArray.length){
        if(iArray[i] == iMax){
            iArray2[j] = i;
            i++;
            j++;
        } else i++;
    }
}
}
}

```

healthmodule.php

```

<?php include("constant.php"); ?>
<!DOCTYPE html PUBLIC "-//W3C//DTD XHTML 1.0
Strict//EN" "http://www.w3.org/TR/xhtml1/DTD/xhtml1-
strict.dtd">
<html xmlns="http://www.w3.org/1999/xhtml">
<head>

<meta http-equiv="content-type" content="text/html;
charset=utf-8" />
<title>MPRESH</title>
<meta name="keywords" content="" />
<meta name="description" content="" />
<link href="styles.css" rel="stylesheet" type="text/css"
media="screen" />
</head>
<body>

<div id="bg">

<?php include("header.php"); ?>

<div id="main">
<div id="maintop"></div>
<!-- content begins -->

```

```

<div id="content">
    <div id="right">
    <div id="archives">
        <h2>Welcome
        <?php

switch($stype){

    case "patient":

        if($ugender == "female"){

            echo ''. $pname.'</img>';

            } else echo ''. $pname.'</img>'; break;

        case "obstetrician":

            if($ugender == "female"){

                echo
                ''. $pname.'</img>';

                } else echo ''. $pname.'</img>'; break;

                default: echo ''. $pname.'</img>'; break;

            }

        }

    }

    </h2>
    <div id="tit_b">
    <ul>
        <li><a href="logout.php">LOG-
OUT</a></li>
    </ul>
    </div>
    <?php

switch($stype){

    case

"patient":

    include ("sidepatient.php");

    break;

    case

"hospital_admin":

    include("sidehospital.php");

    break;

    case

"obstetrician":

    include("sidedoctor.php");

```

```

break;
"ob_incharge":
include("sideob.php");
break;
break;
</div>
</div>
<div id="left">
<div id="img_b"></div>
<center><fieldset class="normal">
<legend>Healthcare
Module</legend>
<form method=post
action="">
<table width=500
cellpadding=5 cellspacing=5>
<tr>
<td><h1>Select your period of
pregnancy:<h1></td>
<td><select name=trimester>
<option><--Choose one--></option>
<option value="first trimester">(1-3 months) first
trimester</option>
<option value="second trimester">(4-6 months)
second trimester</option>
<option value="third trimester">(7-9 months)
third trimester</option>
</select></td>
</tr>
</table>
<input type=submit
value="Select period" />
</form>
</fieldset>
<?php
$trimester =
$_POST['trimester'];
$selectill =
mysql_query("SELECT illnessID, trimester FROM
illness_table WHERE trimester=$trimester");
if($trimester!=""){
echo
'<br><br><fieldset class="register"><legend>Select
Symptom/s</legend>';
while($srow = mysql_fetch_array($selectill)){
$selectsym = mysql_query("SELECT

```

```

illnessID,symptomID FROM illness_symptom WHERE
illnessID = '$srow[illnessID]");
while($srow =
mysql_fetch_array($selectsym)){
$view =
mysql_query("SELECT symptomID, symptom_name
FROM symptom_table WHERE
symptomID=$srow[symptomID]");
echo '<form method=post
action="showresults.php">';
$ctr=0; //1
echo '<table width=450
cellpadding=5 cellspacing=5>';
while($srow =
mysql_fetch_array($view)){
echo '<tr
align=left><td><input type=checkbox name="symptom'.
$ctr.'" value="".$srow['symptomID'].>.'" ".
$srow['symptom_name'].</td>
</tr></table>';
$ctr++;
}
}
echo
'<input type=hidden value="".$ctr.'" name=ctr >
</fieldset><br>
<input type=hidden name=trimester value="".
$trimester.'">
<input type=submit value="Submit" /></form>';
}
?>
</center>
</div>
<div style="clear: both"></div>
</div>
<!-- content ends -->
<div id="mainbot"></div>
</div>
<?php include("footer.php"); ?>
</div>
</body>
</html>
illness.php
<?php include("constant.php"); ?>

```

```

<!DOCTYPE html PUBLIC "-//W3C//DTD XHTML 1.0
Strict//EN" "http://www.w3.org/TR/xhtml1/DTD/xhtml1-
strict.dtd">
<html xmlns="http://www.w3.org/1999/xhtml">
<head>

<meta http-equiv="content-type" content="text/html;
charset=utf-8" />
<title>MPRESH</title>
<meta name="keywords" content="" />
<meta name="description" content="" />
<link href="styles.css" rel="stylesheet" type="text/css"
media="screen" />
</head>
<body>

<div id="bg">

<?php include("header.php"); ?>

<div id="main">
<div id="maintop"></div>
<!-- content begins -->
<div id="content">
    <div id="right">
    <div id="archives">

        <h2>Welcome
        <?php

            switch($stype){

                case "patient":

                    if($gender == "female"){

                        echo ''. $pname.'</img>';

                    }else echo ''. $pname.'</img>'; break;

                case "obstetrician":

                    if($gender == "female"){

                        echo

''. $pname.'</img>';

                    }else echo ''. $pname.'</img>'; break;

                    default: echo ''. $pname.'</img>'; break;

                }

            }

        </h2>

        <div id="tit_b">

        <ul>

```

```

        <li><a href="logout.php">LOG-
OUT</a></li>

    </ul>

</div>
<?php

switch($stype){

    case

"patient":

    include ("sidepatient.php");

    break;

    case

"hospital_admin":

    include("sidehospital.php");

    break;

    case

"obstetrician":

    include("sidedoctor.php");

    break;

    case

"ob_incharge":

    include("sideob.php");

    break;

    default:

} ?>

</div>
</div>
<div id="left">
    <div id="img_b"></div>
    <center><fieldset class="normal">
        <legend>List of
        Illnesses</legend>

        <?php

            $rowsPerPage =

            10;

            default we show first page

            $pageNum = 1;

            $delete =

            $_GET['delete'];

            $iid = $_GET['id'];

            // by

            default we show first page

            $pageNum = 1;

            $offset =

            ($pageNum - 1) * $rowsPerPage;

```



```

        $query="SELECT illnessID,illness_name FROM
illness_table limit $offset, $rowsPerPage";

        $result=mysql_query($query);
        print
"<table width=450 cellpadding=5 cellspacing=5>";

        while($row = mysql_fetch_array($result)){
            echo '<tr>';

            echo '<td><a
href="illness.php?view=yes&id='.$row['illnessID'].'">'.
$row['illness_name'].</img></a></td>';

            echo '<td><a href="editillnessform.php?id='
$row['illnessID'].'"></td>';

            echo '<td><a href="illness.php?
delete=delete&id='.$row['illnessID'].'"></img></td></tr>';
        }
        print
"</table></fieldset><br>";

        if(!
empty($delete)){

            $ill = mysql_query("SELECT illnessID,
illness_name FROM illness_table WHERE illnessID =
'$iid'");

            while($rowill =
mysql_fetch_array($ill)){

                $illname =
$rowill['illness_name'];

            }

            <script type="text/javascript">

                var ans = confirm("Are you sure you
want to delete <?php echo $illname;?>?")

                if (!ans){

                }

                else{

                    <?php
mysql_query("DELETE FROM illness_table WHERE
illnessID = '$iid'"); ?>

                    window.location =
"illness.php";

                }
            }
        }

        </script>
    <?php }

    if(!
empty($_GET['view'])){

        $viewill = mysql_query("SELECT * FROM
illness_table WHERE illnessID = '$iid'");

        while($vill = mysql_fetch_array($viewill)){

            echo '<br><fieldset
class="normal"><table width=450 cellpadding=3
cellspacing=3>

                <legend>'.
                $vill['illness_name'].'</legend>

                <tr class="trblue">

                    <td
class="tdfont"><u>Name of Illness: </u></td>

                    <td>'.
                    $vill['illness_name'].'</td>

                </tr>

                <tr>

                    <td
class="tdfont">Description of Illness: </td>

                    <td>'.
                    $vill['description'].'</td>

                </tr>

                <tr class="trblue">

                    <td
class="tdfont">Symptoms: </td></tr>';

            $sym =
mysql_query("SELECT * FROM illness_symptom
WHERE illnessID = '$iid'");

            while($srow =
mysql_fetch_array($sym)){

                $selname
= mysql_query("SELECT * FROM symptom_table
WHERE symptomID = '$srow[symptomID]'");

                while($nrow = mysql_fetch_array($selname)){

                    echo '<tr><td></td><td>'.
                    $nrow['symptom_name'].'</td></tr>';
                }
            }
        }
    }
}

```

```

    }
    }
    echo '</tr>'

    <tr class="trblue">
    <td
class="tdfont">Period of pregnancy present: </td>
    <td>!.svill['trimester'].</td>
    </tr>

    <tr>
    <td
class="tdfont">Treatment: </td>
    <td>!.svill['treatment'].</td>
    </tr></table></fieldset>;
    }
    echo '<br><a href="editillnessform.php?id=' .
$idid."><input type=button value="Edit Illness"></a>;'
    }

    if(isset($_GET['page'])) {
    //$pageNum = clean($_GET['page']);
    $pageNum = $_GET['page'];
    }
    // how
many rows we have in database
    $query="select
count(*) as numrows from illness_table";
    $result =
mysql_query($query) or die('Error, query failed');
    $row =
mysql_fetch_array($result, MYSQL_ASSOC);
    $numrows =
$row['numrows'];
    print
"<hr><br><center>There are a total of $numrows
Illnesses.";
    //print "<br>You
are now in page $pageNum.</center>";

    // how many
pages we have when using paging?
    $maxPage =
ceil($numrows/$rowsPerPage);

    // print the link to
access each page
    //echo
"<br><center>Go to page : ";
    //for($page = 1;
$page <= $maxPage; $page++) {
    // echo "<a
href='illness.php?page=$page'>$page</a> &nbsp;";
    //}
    // $page=$page-
1; ?>

    </center>
</div>

```

```

<div style="clear: both"></div>
</div>
<!-- content ends -->
<div id="mainbot"></div>
</div>
<?php include("footer.php"); ?>
</div>
</body>
</html>

index.php
<!DOCTYPE html PUBLIC "-//W3C//DTD XHTML 1.0
Strict//EN" "http://www.w3.org/TR/xhtml1/DTD/xhtml1-
strict.dtd">
<html xmlns="http://www.w3.org/1999/xhtml">
<head>

<meta http-equiv="content-type" content="text/html;
charset=utf-8" />
<title>MPRESH</title>
<meta name="keywords" content="" />
<meta name="description" content="" />
<link href="styles.css" rel="stylesheet" type="text/css"
media="screen" />
</head>
<body>

<div id="bg">
<?php include("header.php"); ?>
<div id="main">
<div id="maintop"></div>
<!-- content begins -->
<div id="content">
    <div id="right">
    <div id="archives">
    <h2>Welcome
Guest!</h2>
    <div id="tit_b">

    <form method="post" action="checklogin.php">

    <ul>
        <li>USERNAME: <input type="text"
name="username" /><br></li>
        <li>PASSWORD: <input
type="password" name="password" /><br></li>
        <input type="submit" name="submit"
value="LOG-IN">
        or <a href="register.php"> <input
type=button value="REGISTER"></a>
    </ul>

    </form>
</div>

```

```

        </div>
</div>
<div id="left">
    <div id="img_b"></div>
    <div class="text">
        <h1>Welcome to Our Website!</h1>
        <p>Mobile-based Pregnancy
Support and Healthcare Information System (MPreSH) is
intended to provide an application to supply proper support
and healthcare for women undergoing pregnancy. With the
use of this system, pregnant women, by means of self-
management, can receive proper monitoring and support
while the baby is in the womb, reducing the risk of having
several illnesses and complications.</p>
        <br /><br />
        <h1>Mobile Application</h1>
        <p>The mobile phone-based
application is intended to provide patient care and support
at all times. This will help women in handling their self
well while undergoing pregnancy. The risk of delayed
consultations and medications are reduced due to timely
updates regarding the calendar schedule. Primary health
care services using mobile devices ensures improved access
to primary healthcare and its gate-keeping function leads to
less hospitalization, and less chance of patients being
subjected to inappropriate health interventions.
        Increase interaction between
patients can also be observed which makes the system
patient-centered.</p>
        <br><br>
        <h1>Healthcare Module</h1>
        <p>MPreSH also provides a
healthcare module support system that will help pregnant
women diagnose some abnormal changes they are
experiencing. Proper medication can be advised right away
and complications can be avoided. It will also provide the
knowledge about symptoms of related diseases or
irregularities and ways how to prevent them for better
health care.</p>
    </div>
</div>
<div style="clear: both"></div>
</div>

```

```

<!-- content ends -->
<div id="mainbot"></div>
</div>
<?php include("footer.php"); ?>
</div>
</body>
</html>

```

login.php

```

<html>
<head>
<?php
include("config.php");
include("style.css");
?>
<center>

```

```

        <br><br>
</head>
<body>
    <form method="post"
action="checklogin.php">
        Username: <input
type="text" name="username" /><br>
        Password: <input
type="password" name="password" /><br><br>
        <input type="submit"
name="submit" value="Log In">
        or <a href="register.php">
<input type=button value="REGISTER"></a>
    </form>
    </center>
</body>
</html>

```

logout.php

```

<?php
include("config.php");
mysql_query("UPDATE hospdoctor_table SET
session = 0");
session_start();
session_destroy();
header("location: index.php");
?>

```

main.php

```

<?php include('constant.php');?>
<!DOCTYPE html PUBLIC "-//W3C//DTD XHTML 1.0
Strict//EN" "http://www.w3.org/TR/xhtml1/DTD/xhtml1-
strict.dtd">
<html xmlns="http://www.w3.org/1999/xhtml">
<head>
<meta http-equiv="content-type" content="text/html;
charset=utf-8" />
<title>MPRESH</title>
<meta name="keywords" content="" />
<meta name="description" content="" />
<link href="styles.css" rel="stylesheet" type="text/css"
media="screen" />
</head>
<body>

```

```

<div id="bg">
<?php include("header.php"); ?>
<div id="main">
<div id="maintop"></div>
<!-- content begins -->
<div id="content">
    <div id="right">
    <div id="archives">
        <h2>Welcome
        <?php
switch($utype){

```

```

        case "patient":
            if($gender == "female"){
                echo ''.$sname.'</img>';
            }else echo ''.$sname.'</img>'; break;
        case "obstetrician":
            if($gender == "female"){
                echo
''.$sname.'</img>';
            }else echo ''.$sname.'</img>'; break;
        default: echo ''.$sname.'</img>'; break;
    }
    ?>!
    </h2>
    <div id="tit_b">
    <ul>
        <li><a href="logout.php">LOG-
OUT</a></li>
    </ul>
    </div>
    <?php
switch($styp){
    case
"patient":
        include("sidepatient.php");
        break;
    case
"hospital_admin":
        include("sidehospital.php");
        break;
    case
"obstetrician":
        include("sidedoctor.php");
        break;
    case
"ob_incharge":
        include("sideob.php");

```

```

        break;
    default:
    } ?>
</div>
</div>
<div id="left">
    <div id="img_b"></div>
    <div class="text">
        <h1>Welcome to Our Website!</h1>
        <p>Mobile-based Pregnancy
Support and Healthcare Information System (MPreSH) is
intended to provide an application to supply proper support
and healthcare for women undergoing pregnancy. With the
use of this system, pregnant women, by means of self-
management, can receive proper monitoring and support
while the baby is in the womb, reducing the risk of having
several illnesses and complications.</p>
        <br /><br />
        <h1>Mobile Application</h1>
        <p>The mobile phone-based
application is intended to provide patient care and support
at all times. This will help women in handling their self
well while undergoing pregnancy. The risk of delayed
consultations and medications are reduced due to timely
updates regarding the calendar schedule. Primary health
care services using mobile devices ensures improved access
to primary healthcare and its gate-keeping function leads to
less hospitalization, and less chance of patients being
subjected to inappropriate health interventions.
        Increase interaction between
patients can also be observed which makes the system
patient-centered.</p>
        <br><br>
        <h1>Healthcare Module</h1>
        <p>MPreSH also provides a
healthcare module support system that will help pregnant
women diagnose some abnormal changes they are
experiencing. Proper medication can be advised right away
and complications can be avoided. It will also provide the
knowledge about symptoms of related diseases or
irregularities and ways how to prevent them for better
health care.</p>
    </div><br><br>
    </div>
    <div style="clear: both"></div>
</div>
<!-- content ends -->
<div id="mainbot"></div>
</div>
<?php include("footer.php"); ?>
</div>
</body>
</html>

```

module.php

```

<?php
session_start();
if(!isset($_SESSION['username'])){
    header("location: index.php");
}
include ("config.php");
$user = $_SESSION['username'];
$illness = $_GET['illness'];

    $sqluser = mysql_query("SELECT * FROM
user_table WHERE username = '$user'");
    while($userrow = mysql_fetch_array($sqluser)){
        $id = $userrow['personID'];
        $utype = $userrow['user_type'];
    }
    $sqlperson = mysql_query("SELECT * FROM
person_table WHERE personID='$id'");
    while($rowper = mysql_fetch_array($sqlperson))
    {
        $pname = $rowper['first_name'];
        $ugender = $rowper['gender'];
    }
?>
<!DOCTYPE html PUBLIC "-//W3C//DTD XHTML 1.0
Strict//EN" "http://www.w3.org/TR/xhtml1/DTD/xhtml1-
strict.dtd">
<html xmlns="http://www.w3.org/1999/xhtml">
<head>

<meta http-equiv="content-type" content="text/html;
charset=utf-8" />
<title>MPRESH</title>
<meta name="keywords" content="" />
<meta name="description" content="" />
<link href="styles.css" rel="stylesheet" type="text/css"
media="screen" />
</head>
<body>

<div id="bg">

<?php include("header.php"); ?>

<div id="main">
<div id="maintop"></div>
<!-- content begins -->
<div id="content">
    <div id="right">
    <div id="archives">
        <h2>Welcome
        <?php

        switch($utype){

            case "patient":

                if($ugender == "female"){

                    echo ''. $pname.'</img>';

```

```

                    }else echo ''. $pname.'</img>'; break;

                    case "obstetrician":

                        if($ugender == "female"){

                            echo
''. $pname.'</img>';

                            }else echo ''. $pname.'</img>'; break;

                            default: echo ''. $pname.'</img>'; break;

                        }

                    ?>!
                </h2>
                <div id="tit_b">
                <ul>

                    <li><a href="logout.php">LOG-
OUT</a></li>

                    </ul>

                </div>
                <?php

                switch($utype){

                    case

                    "patient": ?>

                    <div class="tit_b">

                    <ul>

                        <li><a href="duedatecalcu.php">Due
Date Tracker</a></li>

                        <li><a href="planner.php">Patient
Planner</a></li>

                        <li><a
href="healthmodule.php">Healthcare Module</a></li>

                    </ul>

                    </div>

                    <h2>ARTICLES</h2>

                    <div class="tit_b">

                    <ul>

                        <li><a href="articles.php">View
Articles</a></li>

                    </ul>

```

```

        </div>
        <?php
            break;
            case
"hospital_admin":?>
            <h2>ARTICLES</h2>
            <div class="tit_b">
            <ul>
                <li><a href="articles.php">View
Articles</a></li>
            </ul>
            </div>
            <?php
                break;
                case "obstetrician"?>
                <h2>Patients</h2>
                <div class="tit_b">
                <ul>
                    <li><a
href="viewpatientlist.php">View Patients</a></li>
                </ul>
                </div>
                <h2>ARTICLES</h2>
                <div class="tit_b">
                <ul>
                    <li><a href="articles.php">View
Articles</a></li>
                    <li><a href="addarticle.php">Add
Articles</a></li>
                </ul>
                </div>
                <h2>Healthcare Module</h2>
                <div class="tit_b">
                <ul>
                    <li><a href="module.php">Edit
Module</a></li>
                    <li><a href="addillnessform.php">Add
Illness</a></li>
                    <li><a
href="addsymptomform.php">Add Symptoms</a></li>
                </ul>
                </div>
                <?php break;
                    default:
                }?>
            </div>
            <div id="left">
                <div id="img_b"></div>
                <div class="list">
                    <h1><a href="illness.php">List of
all Illnesses</a></img><br><br>
                    <a href="symptoms.php">List of
all Symptoms</a></img><br></div></h1>
                <br><br>
                <center><fieldset
class="normal">
                    <legend>Select an
Illness</legend>
                    <form
method="get" action="">
                        <table align=center
border=0px>
                            <tr>
                                <td><select name="illness">
                                    <?php
                                        $illID =
mysql_query("SELECT * FROM illness_table");
                                        while($row =
mysql_fetch_array($illID)){
                                            $ill_id =
$row['illnessID'];
                                            $illname =
mysql_query("SELECT illnessID,illness_name FROM
illness_table WHERE illnessID='$ill_id'");
                                            while($row1 =
mysql_fetch_array($illname)){
                                                $illness_ID = $row1['illnessID'];
                                                $illness_name = $row1['illness_name'];

```

```

        }
        echo '<option
value="'. $illness_ID. "'>'. $illness_name. '</option>';
    }
?>
</td>
</tr>
</table>

<br><br><input type=submit value="View
Symptoms" />
</form>

</fieldset><br><br>
<fieldset class="normal">
<legend>View
Symptoms</legend>
<?php
if(
empty($_GET['illness'])) {
    $view = mysql_query("SELECT * FROM
illness_symptom WHERE illnessID = '$illness'");
    echo '<br><table width=450 cellpadding=5
cellspacing=5>
<tr
class="trblue">
<td class="tdfont"><font color=black>Symptom
Name</td>
<td class="tdfont"><font color=black>Symptom
Details</td>
</tr>';
    while($row2 = mysql_fetch_array($view)) {
        $symptom = $row2['symptomID'];
        $symsql = mysql_query("SELECT
symptomID,symptom_name FROM symptom_table
WHERE symptomID=$symptom");
        while($row3 =
mysql_fetch_array($symsql)) {
            echo '
<tr><td>'.
$row3['symptom_name'].'</img></td>';

```

```

        }
        echo '<td>'. $row2['notes'].'</img></td></tr>';
    }
    echo '</table></fieldset><form method=post
action="editmoduleform.php">
<input type="hidden"
name="illness" value="'. $illness. "'>';
    echo '<br><p align=center><input type="submit"
value="Add Symptoms for Illness"></form>';
}
?>
</center>
</div>
<div style="clear: both"></div>
</div>
<!-- content ends -->
<div id="mainbot"></div>
</div>
<?php include("footer.php"); ?>
</div>
</body>
</html>

```

mpresh.php

```

<?php
session_start();
if(!isset($_SESSION['username'])) {
    header("location: index.php");
}
else {
    header('Content-disposition: attachment;
filename=mpresh.jar');
    header('Content-type: application/jar');
    readfile('mpresh.jar');
}
?>

```

PatientPlanner.java

```

package PatientPlanner;

import javax.microedition.io.Connector;
import javax.microedition.lcdui.*;
import javax.microedition.midlet.MIDlet;
import javax.wireless.messaging.*;

/**
 * @author Wujia
 */
public class PatientPlanner extends MIDlet implements
CommandListener {

```

```

private static final Command CMD_EXIT = new
Command("Exit", Command.EXIT, 1);
private static final Command SEND = new
Command("Send", Command.BACK, 0);
MessageConnection clientConn;
private Display display;
private Form mainForm;
private TextField currentWeight;
private TextField currentBP;
private TextField aog;
private TextField fundicHeight;
private TextField pregTime;
private TextField periodOfPreg;
private DateField lastConsultation;
private DateField nextConsultation;
private TextField consultDetails;
private Alert alert;
private String iMonth="";

void init(){
currentWeight = new TextField("Current Weight (kg):
", "", 5, TextField.DECIMAL);
currentBP = new TextField("Current BP (e.g 140/90):
", "", 7, TextField.ANY);
periodOfPreg = new TextField("Period of Pregnancy:
", "", 30, TextField.ANY);
aog = new TextField("AOG:
", "", 10, TextField.ANY);
fundicHeight = new TextField("Fundic Height:
", "", 5, TextField.DECIMAL);
lastConsultation = new DateField("Last Consultation:
", DateField.DATE);
nextConsultation = new DateField("Next
Consultation", DateField.DATE);
consultDetails = new TextField("Consultation
Details:", "", 100, TextField.ANY);
pregTime = new TextField("Number of
Pregnancy: ", "", 10, TextField.ANY);
}

public void startApp() {
init();
display = Display.getDisplay(this);
mainForm = new Form("Patient Planner");
mainForm.append(currentWeight);
mainForm.append(currentBP);
mainForm.append(periodOfPreg);
mainForm.append(aog);
mainForm.append(fundicHeight);
mainForm.append(pregTime);
mainForm.append(lastConsultation);
mainForm.append(nextConsultation);
mainForm.append(consultDetails);
mainForm.addCommand(SEND);
mainForm.addCommand(CMD_EXIT);
mainForm.setCommandListener(this);
display.setCurrent(mainForm);
}

public void pauseApp() {
}

```

```

public void destroyApp(boolean unconditional) {
}

public void commandAction(Command c, Displayable d)
{
if (c == CMD_EXIT) {
destroyApp(false);
notifyDestroyed();
}
if (c == SEND) {
String mno = "23737009";
String msg = generateMessage();
if (mno.equals("")) {
alert = new Alert("Alert");
alert.setString("Enter Mobile Number!!!");
alert.setTimeout(2000);
display.setCurrent(alert);
} else {
try {
clientConn = (MessageConnection)
Connector.open("sms://" + mno);
} catch (Exception e) {
alert = new Alert("Alert");
alert.setString("Unable to connect to Station
because of network problem");
alert.setTimeout(2000);
display.setCurrent(alert);
}
try {
TextMessage textmessage = (TextMessage)
clientConn.newMessage(MessageConnection.TEXT_MES
SAGE);
textmessage.setAddress("sms://" + mno);
textmessage.setPayloadText(msg);
clientConn.send(textmessage);
} catch (Exception e) {
alert = new Alert("Alert", "", null,
AlertType.INFO);
alert.setTimeout(Alert.FOREVER);
alert.setString("Unable to send");
display.setCurrent(alert);
}
}
}
}

public String getMonth(String s){
if(s.equals("Jan")) iMonth="01";
else if(s.equals("Feb")) iMonth="02";
else if(s.equals("Mar")) iMonth="03";
else if(s.equals("Apr")) iMonth="04";
else if(s.equals("May")) iMonth="05";
else if(s.equals("Jun")) iMonth="06";
else if(s.equals("Jul")) iMonth="07";
else if(s.equals("Aug")) iMonth="08";
else if(s.equals("Sep")) iMonth="09";
else if(s.equals("Oct")) iMonth="10";
else if(s.equals("Nov")) iMonth="11";
else iMonth="12";
return iMonth;
}
}

```



```

private String generateMessage(){
    String Message = "1*";
    Message += currentWeight.getString() + "*";
    Message += currentBP.getString() + "*";
    Message += periodOfPreg.getString() + "*";
        Message += aog.getString() + "*";
        Message += fundicHeight.getString() +
    "*";
    if(lastConsultation.getDate().equals(null)){
        Message += "*";
    } else {
        String temp = lastConsultation.getDate().toString();
        String sDay = temp.substring(8, 10);
        String sMonth = temp.substring(4, 7);
        String sYear = temp.substring(30, 34);
        String iMon = getMonth(sMonth);
        String msg = sYear+"-"+iMon+"-"+sDay;
        Message += msg + "*";
    }
    if(nextConsultation.getDate().equals(null)){
        Message += "*";
    } else {
        String temp =
nextConsultation.getDate().toString();
        String sDay = temp.substring(8, 10);
        String sMonth = temp.substring(4, 7);
        String sYear = temp.substring(30, 34);
        String iMon = getMonth(sMonth);
        String msg = sYear+"-"+iMon+"-"+sDay;
        Message += msg + "*";
    }
    Message += consultDetails.getString();
        Message += pregTime.getString() +
    "*";
    return Message;
}
}

```

planner.php

```

<?php include('constant.php');?>
<!DOCTYPE html PUBLIC "-//W3C//DTD XHTML 1.0
Strict//EN" "http://www.w3.org/TR/xhtml1/DTD/xhtml1-
strict.dtd">
<html xmlns="http://www.w3.org/1999/xhtml">
<head>
<meta http-equiv="content-type" content="text/html;
charset=utf-8" />
<title>MPRESH</title>
<meta name="keywords" content="" />
<meta name="description" content="" />
<link href="styles.css" rel="stylesheet" type="text/css"
media="screen" />
</head>
<body>

<div id="bg">

<?php include("header.php"); ?>

<div id="main">
<div id="maintop"></div>

```

```

<!-- content begins -->
<div id="content">
<table class="ds_box" cellpadding="0" cellspacing="0"
id="ds_conclass" style="display: none;">
<tr><td id="ds_calclass">
</td></tr>
</table>
<script language="JavaScript" src="calendar.js"></script>
<div id="right">
    <div id="archives">
        <h2>Welcome
        <?php
            switch($utype){
                case "patient":
                    if($ugender == "female"){
                        echo ''. $pname.'</img>';
                    } else echo ''. $pname.'</img>'; break;
                case "obstetrician":
                    if($ugender == "female"){
                        echo
''. $pname.'</img>';
                    } else echo ''. $pname.'</img>'; break;
                default: echo ''. $pname.'</img>'; break;
            }
        ?>
    </div>
    <div id="tit_b">
        <ul>
            <li><a href="logout.php">LOG-
OUT</a></li>
        </ul>
    </div>
    <?php
        switch($utype){
            case
"patient":
                include ("sidepatient.php");
                break;
            case
"hospital_admin":

```

```

include("sidehospital.php");
break;
"obstetrician":
include("sidedoctor.php");
break;
"ob_incharge":
include("sideob.php");
break;
break;
</div>
</div>
<div id="left">
  <div id="img_b"></div>
  <center>
    <?php
      $spatient =
mysql_query("SELECT * FROM patient_table WHERE
physicianID = '$id' AND hospitalID = '$hchoose'");
      $scount =
mysql_num_rows($spatient);
      if($scount == 0) echo
"<h1>You ahve no registered patients yet.</h1>";
      else {
        ?>
        <fieldset class="normal">
        <legend>Add record for
Patient</legend>
        <form method="post"
action="addrecord.php">
          <table width=470
cellpadding="3" cellspacing="3">
            class="trblue">
              <td class="tdfont">Patient:</td>
              <td><select name="patient">
                <?php
                  while($prow =
mysql_fetch_array($spatient)){
                    $spid =
                    $prow['personID'];
                    $sname =
mysql_query("SELECT * FROM person_table WHERE
personID = '$spid'");
                    while($srow = mysql_fetch_array($sname)){

```

```

        <td class="tdfont">Abdomen (fundic height in
cm):</td>

        <td><input type="text" name="fundic"
size=5></td>
                                </tr>
                                <tr
class="trblue">

        <td class="tdfont">Next Consultation:</td>

        <td><input readonly="readonly" size=8
type="text" name="next_consultation"
onclick="ds_sh(this);" style="cursor: text"/></td>
                                </tr>
                                <tr>

        <td class="tdfont">Number of Pregnancy:</td>

        <td><input type="text" name="preg_time"
size=5/></td>
                                </tr>
                                <tr
class="trblue">

        <td class="tdfont">Consultation Details:</td>

        <td><textarea name="consult_details" cols=35
rows=13></textarea></td>
                                </tr>
                                </table>
                                </fieldset>

        <br><input type="submit" value="Add Record" />
                                </form>
                                <?php } ?>
                                </center>
                                </div>
        <div style="clear: both"></div>
</div>
<!-- content ends -->
<div id="mainbot"></div>
</div>
<?php include("footer.php"); ?>
</div>
</body>
</html>

```

pregcalendar.php

```

<?php include("constant.php"); ?>
<!DOCTYPE html PUBLIC "-//W3C//DTD XHTML 1.0
Strict//EN" "http://www.w3.org/TR/xhtml1/DTD/xhtml1-
strict.dtd">
<html xmlns="http://www.w3.org/1999/xhtml">
<head>

<meta http-equiv="content-type" content="text/html;
charset=utf-8" />
<title>MPRESH</title>
<meta name="keywords" content="" />
<meta name="description" content="" />

```

```

<link href="styles.css" rel="stylesheet" type="text/css"
media="screen" />
</head>
<body>

<div id="bg">

<?php include("header.php"); ?>

<div id="main">
<div id="maintop"></div>
<!-- content begins -->
<div id="content">
        <div id="right">
        <div id="archives">

                <h2>Welcome
                <?php
                        switch($utype){
                                case "patient":
                                        if($gender == "female"){
                                                echo ''. $pname.'</img>';
                                                }else echo ''. $pname.'</img>'; break;
                                case "obstetrician":
                                        if($gender == "female"){
                                                echo
''. $pname.'</img>';
                                                }else echo ''. $pname.'</img>'; break;
                                default: echo ''. $pname.'</img>'; break;
                                }
                                ?>!
                </h2>
                <div id="tit_b">
                <ul>
                <li><a href="logout.php">LOG-
OUT</a></li>
                </ul>
                </div>
                <?php
                        switch($utype){
                                case

```

```

        include ("sidepatient.php");
        break;
    case "hospital_admin":
        include("sidehospital.php");
        break;
    case "obstetrician":
        include("sidedoctor.php");
        break;
    case "ob_incharge":
        include("sideob.php");
        break;
    default:
    } ?>
</div>
</div>
<div id="left">
    <div id="img_b"></div>
    <center>
        <h1>Your Pregnancy
Calendar: </h1><br>
        <?php
            $duedate =
$_GET['duedate'];
            echo
'<center><u>Estimated Due Date:</u><b> '.
$duedate.'</b></center>';
            echo
'<center><table border=0 cellpadding=5px
cellspacing=10px>';
            echo '<tr>
                <td>
                    <a href="pregcalendar.php?
month=1&duedate='.$duedate.'">Month 1</a>
                </td>
                <td>
                    <a href="pregcalendar.php?
month=2&duedate='.$duedate.'">Month 2</a>
                </td>
                <td>
                    <a href="pregcalendar.php?
month=3&duedate='.$duedate.'">Month 3</a>
                </td>
                <td>
                    <a href="pregcalendar.php?
month=4&duedate='.$duedate.'">Month 4</a>
                </td>
                <td>
                    <a href="pregcalendar.php?
month=5&duedate='.$duedate.'">Month 5</a>
                </td>
                <td>
                    <a href="pregcalendar.php?
month=6&duedate='.$duedate.'">Month 6</a>
                </td>
                <td>
                    <a href="pregcalendar.php?
month=7&duedate='.$duedate.'">Month 7</a>
                </td>
                <td>
                    <a href="pregcalendar.php?
month=8&duedate='.$duedate.'">Month 8</a>
                </td>
                <td>
                    <a href="pregcalendar.php?
month=9&duedate='.$duedate.'">Month 9</a>
                </td>
            </table>;
            $month =
$_GET['month'];
            switch($month){
            case 1: ?>
                <br><fieldset
                    class="normal">
                <u>Physical
Changes in Pregnancy:</u><br><br>
                <li>As your last
period starts you are not pregnant.</li>
            }
        }
    }

```

After ovulation, the egg and sperm join and begin the journey to the uterus.

As you miss your first period, or even a few days before, you may begin to suspect you are pregnant.

Take a pregnancy test.

<u>Emotional Mom:</u>

The two week wait from ovulation until you can take a pregnancy test may be emotionally draining.

If you have been planning a pregnancy, you may feel slightly bewildered that your emotions fluctuate between joy and fear over the up coming pregnancy.

<div class="calimg">

</fieldset>

<?php break; case 2: ?>
</fieldset>

class="normal">

<u>Physical

Changes in Pregnancy:</u>

A positive pregnancy test by blood or urine is possible as soon as you miss your period.

In the beginning many women experience nausea and vomiting.

You may feel really, incredibly tired.

You may feel like you're about to start your period, even down to the mild cramping.

<u>Emotional Mom:</u>

You can't really believe you are pregnant - this is normal.You might feel guilty because there are times where you forget you are pregnant.

<div

class="calimg">

</fieldset>

<?php break; case 3: ?>
</fieldset>

class="normal">

<u>Physical

Changes in Pregnancy:</u>

Your pregnancy will continue to have symptoms like morning sickness, fatigue, and a decrease in your desire for sex.Your belly doesn't really show right now, but as you reach the end of this month your uterus will be slightly above your pelvis.

Your breasts may increase in size, they may also feel fuller and be more tender. You may notice that the aerola gets darker during this month.

Some symptoms of the first trimester leave you as you head towards the second trimester, like the fatigue and morning sickness.

<u>Emotional Mom:</u>

Feeling anxious about the health of the baby is a common feeling at this point in pregnancy

Your partner may or may not also share concerns about the pregnancy.

<div

class="calimg">


```

<a
href="images/pregcal/MonthThree2.png"
target=_blank></a>
<a
href="images/pregcal/MonthThree3.png"
target=_blank></a>
<a
href="images/pregcal/MonthThree4.png"
target=_blank></a>
</fieldset>
<?php break;
case 4: ?>
<br></fieldset
class="normal">
<u>Physical
Changes in Pregnancy:</u><br><br>
<li>You are
enjoying feeling better than you did last month.</li>
<li>Because your
placenta has taken over the production of the pregnancy
hormones, you may feel a bit better in the second
trimester.</li>
<li>Some women
will begin to have their bellies show at this point, though
most women do not yet need maternity clothes.</li>
<li>Because of the
extra blood volume your body needs during pregnancy,
your heart will be beating more rapidly.</li>
<br><br><u>Emotional Mom:</u><br>
<br><li>You may
be frustrated that you don't outwardly look pregnant to
strangers on the street.</li>
<li>The acceptance
of the pregnancy is easier for you at this point.</li><br>
<br><br>
<div
class="calimg">
<a
href="images/pregcal/MonthFour1.png"
target=_blank></a>
<a
href="images/pregcal/MonthFour2.png"
target=_blank></a>
<a
href="images/pregcal/MonthFour3.png"
target=_blank></a>
<a
href="images/pregcal/MonthFour4.png"

```

```

target=_blank></a>
</fieldset>
<?php break;
case 5: ?>
<br></fieldset
class="normal">
<u>Physical
Changes in Pregnancy:</u><br><br>
<li>You may begin
to feel your baby move, this is called quickening.</li>
<li>As your uterus
reaches your navel or belly button, you will begin to show
more.</li>
<li>You are going
to the bathroom more often because your kidneys work
harder in pregnancy.</li>
<li>You are still
enjoying your pregnancy at this point with few symptoms
that plague you.</li>
<br><br><u>Emotional Mom:</u><br>
<br><li>You are
anxious to learn about babies and birth.</li>
<li>As your partner
begins to feel the baby move, it brings a whole new
dimension to how he sees the pregnancy.</li><br>
<div
class="calimg">
<a
href="images/pregcal/MonthFive1.png"
target=_blank></a>
<a
href="images/pregcal/MonthFive2.png"
target=_blank></a>
<a
href="images/pregcal/MonthFive3.png"
target=_blank></a>
<a
href="images/pregcal/MonthFive4.png"
target=_blank></a>
</fieldset>
<?php break;
case 6: ?>
<br></fieldset
class="normal">
<u>Physical
Changes in Pregnancy:</u><br><br>
<li>Your baby's
movements become easier for you to feel. You may feel

```

your baby move more frequently or with more regularity.

If heartburn plagues you, try smaller, more frequent meals and avoid offending foods.

Are you having practice contractions, known as Braxton Hicks contractions?

Many women tell you to really enjoy this month before the fatigue and symptoms of the third trimester slip in...

Do you know the symptoms of premature labor?

<u>Emotional Mom:</u>

You are probably throughly enjoying your pregnancy at this point.

Dreaming strange dreams is fairly common in pregnancy.

class="calimg">

</fieldset>

<?php break; case 7: ?>
</fieldset>

class="normal">

<u>Physical

Changes in Pregnancy:</u>

The symptoms of the last trimester may begin to set in. This include back ache, inability to sleep and other not so fun symptoms of late pregnancy.

Your belly is growing rapidly! It changes shape and you may even see your baby kick through your abdomen.

As your body prepares for birth you will notice that your joints feel more loose, this is from the release of relaxin. It makes you waddle.

<u>Emotional Mom:</u>

Continue learning all you can - take a breastfeeding class, a childbirth class, and learn about baby care.

You may start to wonder about the birth process - talk to mothers who have had positive birth experiences to hear their thoughts on having a positive birth.

<div class="calimg">

</fieldset>

<?php break; case 8: ?>
</fieldset>

class="normal">

<u>Physical Changes in Pregnancy:</u>

You may tire easily as you come down this final stretch. Some women report that they could sleep all day but have trouble sleeping at night. Some say that this is to help prepare you for the sleepless nights ahead. Nap whenever you can.

ou may find that you are simply uncomfortable. Try yoga, swimming and light exercise to help relieve some of the pain you experience.

As your baby drops further into your pelvis, you may need to urinate more often.

<u>Emotional Mom:</u>

As the birth draws closer, you may worry about your ability to parent.

Talk to your partner about ways to handle the upcoming birth emotionally and physically.

<div class="calimg">


```

                                <a
href="images/pregcal/MonthEight2.png"
target=_blank></a>
                                <a
href="images/pregcal/MonthEight3.png"
target=_blank></a>
                                <a
href="images/pregcal/MonthEight4.png"
target=_blank></a>
                                </fieldset>
                                <?php break;
                                case 9: ?>
                                <br></fieldset>
class="normal">
                                <u>Physical
Changes in Pregnancy:</u><br><br>
                                <li>Can you
believe how big your belly has gotten? Typically your
uterus will measure about 40 centimeters from your pubic
bone.</li>
                                <li>You may
notice many contractions as you prepare for labor.</li>
                                <li>Your breasts
make their final preparations for breastfeeding, this may
include leaking.</li>
                                <li>Do you often
wonder if you are in labor?</li>
                                <br><br><u>Emotional Mom:</u><br>
                                <br><li>Build your
confidence in breastfeeding.</li>
                                <li>Remember that
parenting is one day at a time. Enjoy your baby each day
and go slowly.</li><br>
                                <div
class="calimg">
                                <a
href="images/pregcal/MonthNine1.png"
target=_blank></a>
                                <a
href="images/pregcal/MonthNine2.png"
target=_blank></a>
                                <a
href="images/pregcal/MonthNine3.png"
target=_blank></a>
                                <a
href="images/pregcal/MonthNine4.png"
target=_blank></a>
                                </fieldset>
                                <?php break;
                                default: break;
                                }
                                ?>
                                </center>
                                </div>
                                <div style="clear: both"></div>
                                </div>
                                <!-- content ends -->
                                <div id="mainbot"></div>
                                </div>
                                <?php include("footer.php"); ?>
                                </div>
                                </body>
                                </html>
profile.php
                                <?php include("constant.php"); ?>
                                <!DOCTYPE html PUBLIC "-//W3C//DTD XHTML 1.0
Strict//EN" "http://www.w3.org/TR/xhtml1/DTD/xhtml1-
strict.dtd">
                                <html xmlns="http://www.w3.org/1999/xhtml">
                                <head>
                                <meta http-equiv="content-type" content="text/html;
charset=utf-8" />
                                <title>MPRESH</title>
                                <meta name="keywords" content="" />
                                <meta name="description" content="" />
                                <link href="styles.css" rel="stylesheet" type="text/css"
media="screen" />
                                </head>
                                <body>
                                <div id="bg">
                                <?php include("header.php"); ?>
                                <div id="main">
                                <div id="maintop"></div>
                                <!-- content begins -->
                                <div id="content">
                                <div id="right">
                                <div id="archives">
                                <h2>Welcome
                                <?php
                                switch($utype){
                                case "patient":
                                if($ugender == "female"){

```



```

        echo ''. $pname. '</img>';

        } else echo ''. $pname. '</img>'; break;

        case "obstetrician":

            if($ugender == "female"){

                echo
''. $pname. '</img>';

                } else echo ''. $pname. '</img>'; break;

                default: echo ''. $pname. '</img>'; break;

            }

            ?>!

            </h2>

            <div id="tit_b">

            <ul>

            <li><a href="logout.php">LOG-
OUT</a></li>

            </ul>

            </div>
            <?php

            switch($ustype){

            case
"patient":

                include ("sidepatient.php");

                break;

            case
"hospital_admin":

                include("sidehospital.php");

                break;

            case
"obstetrician":

                include("sidedoctor.php");

                break;

            case
"ob_incharge":

                include("sideob.php");

                break;

            default:

            break;

            } ?>

```

```

        </div>
    </div>
    <div id="left">
        <div id="img_b"></div>
        <center><fieldset class="normal">
            <legend>User's Profile</legend>
            <?php

                $sql =
mysql_query("SELECT * FROM user_table WHERE
username='$user'");

                while ($row =
mysql_fetch_array($sql)){

                    $user_type = $row['user_type'];

                    $id =
$row['personID'];

                }

                if($user_type=="patient"){

                    $styp=mysql_query("SELECT * FROM
patient_table WHERE personID = '$id'");

                    while ($row1 = mysql_fetch_array($styp)){

                        echo '<table width="300"
cellpadding="3" cellspacing="3">

                            <tr class="trblue">

                                <td class="tdfont">Civil
status:</td>

                                <td>'.
$row1['civil_status'].</td>

                            </tr>

                            <tr>

                                <td
class="tdfont">Occupation:</td>

                                <td>'.
$row1['occupation'].</td>

                            </tr>

                            <tr class="trblue">

                                <td
class="tdfont">Street:</td>

                                <td>'. $row1['street'].</td>

                            </tr>

                                <tr>

                                <td
class="tdfont">City:</td>

                                <td>

```

```

                <td>'.Srow1['city'].</td>
            </tr>
        <tr class="trblue">
            <td
class="tdfont">Province:</td>
                <td>'.
$Srow1['province'].</td>
            </tr>;
            echo '<tr>
                <td
class="tdfont">Obstetrician:</td>;
                $Sob = $Srow1['physicianID'];
                $Sql2 =
mysql_query("SELECT * FROM person_table WHERE
personID = '$Sob'");
                while($Srow2 =
mysql_fetch_array($Sql2)){
                    echo '<td><a
href="viewreg.php?oid='. $Sob.'">'. $Srow2['first_name']. " ".
$Srow2['last_name'].</a></td>';
                }
            echo '</tr>';
            echo '<tr class="trblue">
                <td
class="tdfont">Hospital:</td>;
                $Shosp = $Srow1['hospitalID'];
                $Sql3 =
mysql_query("SELECT * FROM hospital_table WHERE
hospitalID = '$Shosp'");
                while($Srow3 =
mysql_fetch_array($Sql3)){
                    echo '<td><a
href="viewreg.php?hid='. $Shosp.'">'.
$Srow3['hospital_name'].</a></td>';
                }
            echo '</tr>';
            echo '</table></fieldset><br>';
        }
    
```

```

                echo '<p align=center><a
href="updatepatientform.php"><input type=button
value="Edit Profile" /></a>';
            }
        elseif($User_type
== "obstetrician"){
            $Stype=mysql_query("SELECT * FROM
physician_table WHERE physicianID = '$Sid'");
            while ($Srow1 = mysql_fetch_array($Stype)){
                echo '<table align=center border="1"
bordercolor="#0000FF" style="background-
color:#FFFFFF"
                width="400"
cellpadding="3" cellspacing="3">
                <tr class="trblue">
                    <td class="tdfont">Civil
                    status:</td>
                    <td>'.
$Srow1['civil_status'].</td>
                </tr>
                <tr>
                    <td
class="tdfont">Address:</td>
                    <td>'. $Srow1['address'].</td>
                </tr>
                <tr class="trblue">
                    <td
class="tdfont">Consultation Hours:</td>
                    <td>'.
$Srow1['consultation'].</td>
                </tr>
                <tr>
                    <td
class="tdfont">Specialization:</td>
                    <td>'.
$Srow1['specialization'].</td>
                </tr>
                <tr class="trblue">
    
```

```

        <td class="tdfont">Other
Details:</td>
        <td>'.
$row1['add_details'].</td>
    </tr>
    <tr>
        <td class="tdfont">Hospital
registered to:</td></tr>;
        $hsel =
mysql_query("SELECT * FROM hospdoctor_table
WHERE physicianID = '$id'");
        while($hrow =
mysql_fetch_array($hsel)){
            $hospital
= $hrow['hospitalID'];
            $sql2 =
mysql_query("SELECT * FROM hospital_table WHERE
hospitalID = '$hospital'");
            while($row2 = mysql_fetch_array($sql2)){
                echo '<tr><td></td>
                <td><a href="viewreg.php?hid='.$hospital.'">'.
$row2['hospital_name'].</a></td></tr>';
            }
        }
        echo '</tr>';
        echo '</table></fieldset><br>';
    }
        echo '<p align=center><a
href="updatephysicianform.php"><input type=button
value="Edit Profile" /></a>';
        // view
patients under doctor
    }
    else{
        $stype =
mysql_query("SELECT * FROM hospital_table WHERE
hospitalID = '$id'");
        while ($row1 = mysql_fetch_array($stype)){

```

```

        echo '<table width="300"
cellpadding="3" cellspacing="3">
        <tr class="trblue">
            <td class="tdfont">Hospital
Name:</td>
            <td>'.
$row1['hospital_name'].</td>
        </tr>
        <tr>
            <td class="tdfont">Hospital
Address:</td>
            <td>'.
$row1['hospital_add'].</td>
        </tr>;
        echo '</table></fieldset><br>';
    }
        echo '<p align=center><a
href="updatehospitalform.php"><input type=button
value="Edit Profile" /></a><br>';
        //view
doctors under hospital
        $viewdoc
= mysql_query("SELECT * FROM hospdoctor_table
WHERE hospitalID = '$id'");
        $ctr = 1;
        echo
'<br><fieldset class="normal"><legend>View
Obstetricians</legend>
        <table width=350 cellspacing=3
cellpadding=3>
        <tr class="trblue">
            <td></img></td>
            <td
class="tdfont">Obstetrician</td>
        </tr>';
        while($vrow = mysql_fetch_array($viewdoc)){
            $docid = $vrow['physicianID'];
            $namesql = mysql_query("SELECT * FROM
person_table WHERE personID = '$docid'");
            while($nrow = mysql_fetch_array($namesql)){

```

```

        echo '<tr>
                <td>'.$ctr.'</td>
                <td><a
href="viewdoctor.php?id='.$docid.'">'.
$row['first_name']. " ". $row['last_name'].'</a></td>
                </tr>';
        $ctr++;
    }
    }
    echo
'</table></fieldset>';
    }
    </center>
    </div>
    <div style="clear: both"></div>
</div>
<!-- content ends -->
<div id="mainbot"></div>
</div>
<?php include("footer.php"); ?>
</div>
</body>
</html>

```

profileform.php

```

<html>
<head>
</head>
<body>
<table class="ds_box" cellpadding="0" cellspacing="0"
id="ds_conclass" style="display: none;">
<tr><td id="ds_calclass">
</td></tr>
</table>
<script type="text/javascript">
var ds_i_date = new Date();
ds_c_month = ds_i_date.getMonth() + 1;
ds_c_year = ds_i_date.getFullYear();
// Get Element By Id
function ds_getel(id) {
    return document.getElementById(id);
}
// Get the left and the top of the element.
function ds_getleft(el) {
    var tmp = el.offsetTop;
    el = el.offsetParent
    while(el) {
        tmp += el.offsetTop;
        el = el.offsetParent;
    }
    return tmp;
}

```

```

}
function ds_gettop(el) {
    var tmp = el.offsetLeft;
    el = el.offsetParent
    while(el) {
        tmp += el.offsetLeft;
        el = el.offsetParent;
    }
    return tmp;
}
// Output Element
var ds_oe = ds_getel('ds_calclass');
// Container
var ds_ce = ds_getel('ds_conclass');
// Output Buffering
var ds_ob = "";
function ds_ob_clean() {
    ds_ob = "";
}
function ds_ob_flush() {
    ds_oe.innerHTML = ds_ob;
    ds_ob_clean();
}
function ds_echo(t) {
    ds_ob += t;
}
var ds_element; // Text Element...
var ds_monthnames = [
'January', 'February', 'March', 'April', 'May', 'June',
'July', 'August', 'September', 'October', 'November',
'December'
]; // You can translate it for your language.
var ds_daynames = [
'Sun', 'Mon', 'Tue', 'Wed', 'Thu', 'Fri', 'Sat'
]; // You can translate it for your language.
// Calendar template
function ds_template_main_above(t) {
    return '<table cellpadding="3" cellspacing="1"
class="ds_tbl">'
        + '<tr>'
            + '<td class="ds_head" style="cursor:
pointer" onclick="ds_py();"><<<</td>'
            + '<td class="ds_head" style="cursor:
pointer" onclick="ds_pm();"><<<</td>'
            + '<td class="ds_head" style="cursor:
pointer" onclick="ds_hi();" colspan="3">[Close]</td>'
            + '<td class="ds_head" style="cursor:
pointer" onclick="ds_nm();"><<<</td>'
            + '<td class="ds_head" style="cursor:
pointer" onclick="ds_ny();">>>></td>'
            + '</tr>'
        + '<tr>'
            + '<td colspan="7" class="ds_head">'
            + '</tr>'
        + '</td>'
        + '</tr>'
        + '<tr>';
}
function ds_template_day_row(t) {
    return '<td class="ds_subhead">' + t + '</td>';
}

```

```

        // Define width in CSS, XHTML 1.0 Strict
        doesn't have width property for it.
    }
    function ds_template_new_week() {
        return '</tr><tr>';
    }
    function ds_template_blank_cell(colspan) {
        return '<td colspan="" + colspan + ""></td>'
    }

    function ds_template_day(d, m, y) {
        return '<td class="ds_cell" onclick="ds_onclick('
+ d + ',' + m + ',' + y + ')">' + d + '</td>';
        // Define width the day row.
    }

    function ds_template_main_below() {
        return '</tr>'
        + '</table>';
    }
    // This one draws calendar...
    function ds_draw_calendar(m, y) {
        // First clean the output buffer.
        ds_ob_clean();
        // Here we go, do the header
        ds_echo
(ds_template_main_above(ds_monthnames[m - 1] + '' +
y));
        for (i = 0; i < 7; i++) {
            ds_echo
(ds_template_day_row(ds_daynames[i]));
        }
        // Make a date object.
        var ds_dc_date = new Date();
        ds_dc_date.setMonth(m - 1);
        ds_dc_date.setFullYear(y);
        ds_dc_date.setDate(1);
        if (m == 1 || m == 3 || m == 5 || m == 7 || m == 8 ||
m == 10 || m == 12) {
            days = 31;
        } else if (m == 4 || m == 6 || m == 9 || m == 11) {
            days = 30;
        } else {
            days = (y % 4 == 0) ? 29 : 28;
        }
        var first_day = ds_dc_date.getDay();
        var first_loop = 1;
        // Start the first week
        ds_echo (ds_template_new_week());
        // If sunday is not the first day of the month,
        make a blank cell...
        if (first_day != 0) {
            ds_echo
(ds_template_blank_cell(first_day));
        }
        var j = first_day;
        for (i = 0; i < days; i++) {
            if (j == 0 && !first_loop) {
                ds_echo
(ds_template_new_week());
            }

```

```

        ds_echo (ds_template_day(i + 1, m,
y));
        first_loop = 0;
        // What is the next day?
        j++;
        j %= 7;
    }
    // Do the footer
    ds_echo (ds_template_main_below());
    // And let's display..
    ds_ob_flush();
    // Scroll it into view.
    ds_ce.scrollIntoView();
}
// A function to show the calendar.
// When user click on the date, it will set the content of t.
function ds_sh(t) {
    // Set the element to set...
    ds_element = t;
    // Make a new date, and set the current month and
year.
    var ds_sh_date = new Date();
    ds_c_month = ds_sh_date.getMonth() + 1;
    ds_c_year = ds_sh_date.getFullYear();
    // Draw the calendar
    ds_draw_calendar(ds_c_month, ds_c_year);
    // To change the position properly, we must show
it first.
    ds_ce.style.display = "";
    // Move the calendar container!
    the_left = ds_getleft(t);
    the_top = ds_gettop(t) + t.offsetHeight;
    ds_ce.style.left = the_left + 'px';
    ds_ce.style.top = the_top + 'px';
    // Scroll it into view.
    ds_ce.scrollIntoView();
}
// Hide the calendar.
function ds_hi() {
    ds_ce.style.display = 'none';
}
// Moves to the next month...
function ds_nm() {
    // Increase the current month.
    ds_c_month++;
    // We have passed December, let's go to the next
year.
    // Increase the current year, and set the current
month to January.
    if (ds_c_month > 12) {
        ds_c_month = 1;
        ds_c_year++;
    }
    // Redraw the calendar.
    ds_draw_calendar(ds_c_month, ds_c_year);
}
// Moves to the previous month...
function ds_pm() {
    ds_c_month = ds_c_month - 1; // Can't use dash-
dash here, it will make the page invalid.

```

```

// We have passed January, let's go back to the
previous year.
// Decrease the current year, and set the current
month to December.
if (ds_c_month < 1) {
    ds_c_month = 12;
    ds_c_year = ds_c_year - 1; // Can't use
dash-dash here, it will make the page invalid.
}
// Redraw the calendar.
ds_draw_calendar(ds_c_month, ds_c_year);
}
// Moves to the next year...
function ds_ny() {
    // Increase the current year.
    ds_c_year++;
    // Redraw the calendar.
    ds_draw_calendar(ds_c_month, ds_c_year);
}

// Moves to the previous year...
function ds_py() {
    // Decrease the current year.
    ds_c_year = ds_c_year - 1; // Can't use dash-dash
here, it will make the page invalid.
    // Redraw the calendar.
    ds_draw_calendar(ds_c_month, ds_c_year);
}

// Format the date to output.
function ds_format_date(d, m, y) {
    // 2 digits month.
    m2 = '00' + m;
    m2 = m2.substr(m2.length - 2);
    // 2 digits day.
    d2 = '00' + d;
    d2 = d2.substr(d2.length - 2);
    // YYYY-MM-DD
    return y + '-' + m2 + '-' + d2;
}

// When the user clicks the day.
function ds_onclick(d, m, y) {
    // Hide the calendar.
    ds_hi();
    // Set the value of it, if we can.
    if (typeof(ds_element.value) != 'undefined') {
        ds_element.value = ds_format_date(d,
m, y);
        // Maybe we want to set the HTML in it.
    } else if (typeof(ds_element.innerHTML) !=
'undefined') {
        ds_element.innerHTML =
ds_format_date(d, m, y);
        // I don't know how should we display it, just
alert it to user.
    } else {
        alert (ds_format_date(d, m, y));
    }
}

// And here is the end.

```

```

// ]]> -->
</script>
<?php
session_start();
if(!isset($_SESSION['username'])){
    header("location: login.php");
}
include ("config.php");
$user = $_SESSION['username'];
$sqluser = mysql_query("SELECT username, user_type
FROM user_table WHERE username = '$user'");
while($rowuser = mysql_fetch_array($sqluser)){
    $usertype = $rowuser['user_type'];
}
if($usertype == "obstetrician"){
    include("banner.php");
}
else include("banner1.php");

$username=$_POST['username'];
$password=$_POST['password'];
$user_type=$_POST['user_type'];

$query = "SELECT username FROM user_table WHERE
username = '$username'";
$result = mysql_query($query);
$count = mysql_num_rows($result);
if($count == 1) {
    echo '<h1>Username already exists.<br><br>';
    echo '<form>
        <input type="button"
value="Return to previous page"
onClick="javascript:history.go(-1)" />
        </form>';
    }
else {
    if(($username == "")||($password=="")||
($user_type=="")){
        echo '<h1>Incomplete
details. Please provide all the needed
information.<br><br>';
        echo '<form>
            <input
type="button" value="Return to previous page"
onClick="javascript:history.go(-1)" />
            </form>';
    }
else {
        $personID = rand(1,100);
        $sql = "INSERT INTO user_table
(username, password, user_type, personID)
VALUES('$username', '$password', '$user_type',
'$personID')";
        $result = mysql_query($sql);
        ?>
        <h1>Fill up your personal profile:</h1>
        <table align=center>
        <form method="post"
action="registersuccess.php">
        <tr>

```

```

                <td>UserID: <input
type="text" readonly=readonly name="personID" size=2
value="<?php echo $personID;?>" /></td>
            </tr>
            <tr>
                <td>First Name:
<input type="text" name="first_name" /></td>
            </tr>
            <tr>
                <td>Middle Name:
<input type="text" name="middle_name" /></td>
            </tr>
            <tr>
                <td>Last Name:
<input type="text" name="last_name" /></td>
            </tr>
            <tr>
                <td>Birth Date:
<input readonly="readonly" type="text" name="birth_date"
onclick="ds_sh(this);" style="cursor: text"/></td>
            </tr>
            <tr>
                <td>Age: <input
type="text" name="middlename" size=5 /></td>
            </tr>
            <tr>
                <td>Gender: </td>
            </tr>
            <tr>
                <td><input
type="radio" name="gender" value="male" /> Male</td>
            </tr>
            <tr>
                <td><input
type="radio" name="gender" value="female" />
Female</td>
            </tr>
            <tr>
                <td>Mobile
Number: <input type="text" name="mobile_number"
/></td>
            </tr>
            <tr>
                <td>Phone
Number: <input type="text" name="phone_number"
/></td>
            </tr>
            <tr>
                <td>Email
Address: <input type="text" name="email" /></td>
            </tr>
            <tr>
                <td><br><input
type="submit" name="submit" value="Register"></td>
            </tr>
        </form>
    </table>

<?php    }
        } ?>
</body>
</html>

```

receive_message.php
<?php

```

function send_SMS($number, $message, $send){
    $error_message = "no error";

    // load the nusoap libraries. These are slower
    than those built in PHP5 but don't require you to recompile
    PHP
    include_once("nusoap/lib/nusoap.php");
    // create the client and define the URL endpoint
    $client = new
    nusoap_client("http://iplaypen.globelabs.com.ph:1881/axis2
    /services/Platform?wsdl");

    // set the character encoding, utf-8 is the
    standard.
    $client->soap_defencoding = 'UTF-8';

    // check if we generated an error in creating the
    client / assigning the endpoint
    $err = $client->getError();

    if ($err){// Display the error
        $error_message = 'Constructor error:
    '. $err;
    }
    // check if a message was sent
    if ($send)
        // Call the SOAP method, note the definition of
    the xmlns namespace as the third parameter in the call and
    how the posted message is added to the message string
        $result = $client-
    >call('sendSMS', array( 'uName' => 'aj644b585',
        'uPin' => '130701',
        'MSISDN' => $number,
        'messageString' => $message,
        'Display' => '1',
        'udh' => "",
        'mwi' => "",
        'coding' => '0' ),
        $error_message = $result;
        // Check for a fault
        if ($client->fault){
            $error_message =
            "Fault Generated: \n";
        } else {
            // Check for errors
            $err = $client->getError();

            if ($err){
                // Display the
                error
                $error_message =
                "An unknown error was generated: \n";
            } else {
                // Display the
                result
                if ($result ==
                "201"){
                    $error_message = "Message was successfully sent!";
                } else {

```

```

$error_message = "Server responded with a $result
message";
    }
    }
    //receive_SMS();
}
return $error_message;
}
?>

<?php
require('config.php');

if($_SERVER['REQUEST_METHOD'] == 'POST') {

    /* extract the raw post
request */
    $in = file_get_contents
("php://input");

    $xmlparser =
xml_parser_create();

    xml_parse_into_struct($xmlparser, $in, $values);

    $i = 0;
    foreach($values as $value){

        if(isset($value['value'])){

            if($value['tag'] == "NAME"){

                $name = $value['value'];
            }else
            if($value['tag'] == "VALUE"){

                $list[$name] = $value['value'];
            }else
            if($value['tag'] == "FILE"){

                $list['file' . $i] = $value['value'];

                $i++;
            }
        }
    }

    xml_parser_free($xmlparser);
    if($list["messageType"] == "SMS"){
        $arr2 = explode(";", $list["msg"]);

        $person =
mysql_query("SELECT personID,mobile_number FROM
person_table WHERE mobile_number='".$list[source]'");
        if($person){

```

```

        $row1 = mysql_fetch_array($person);
        $patient = mysql_query("SELECT
personID,physicianID,hospitalID FROM patient_table
WHERE personID='".$row1[personID]'");
        $row2 = mysql_fetch_array($patient);

        if($patient){
            $date = date("Y-m-d");
            $time = strftime("%H:%M:%S");

            mysql_query("INSERT INTO planner_table
(personID, physicianID, hospitalID, current_weight,
current_bp, period_of_preg, aog, fundic_height,
last_consultation, next_consultation, date_entered,
time_entered, consult_details, preg_time)
VALUES
('$row1[personID]','$row2[physicianID]','$row2[hospitalID]
'$arr2[1]', '$arr2[2]', '$arr2[3]', '$arr2[4]', '$arr2[5]',
'$arr2[6]', '$arr2[7]', '$date', '$time', '$arr2[8]', '$arr2[9]')");

            $msg = "Message has been
successfully processed and your records have been updated.
Thank you.";
        }else{
            $msg = "You are not registered as a patient.";
        }
        }else{
            $msg = "You are not a member of the system.";
        }
        send_SMS($list['source'], $msg, 1);
    }
    }else{
        echo "not a post request.";
    }
}
?>

```

register.php

```

<!DOCTYPE html PUBLIC "-//W3C//DTD XHTML 1.0
Strict//EN" "http://www.w3.org/TR/xhtml1/DTD/xhtml1-
strict.dtd">
<html xmlns="http://www.w3.org/1999/xhtml">
<head>

<meta http-equiv="content-type" content="text/html;
charset=utf-8" />
<title>MPRESH</title>
<meta name="keywords" content="" />
<meta name="description" content="" />
<link href="styles.css" rel="stylesheet" type="text/css"
media="screen" />
</head>
<body>

<div id="bg">

<?php include("header.php");?>

<div id="main">
<div id="maintop"></div>
<!-- content begins -->

```



```

<div id="content">
  <div id="right">
    <div id="archives">
      <h2>Welcome
Guest!</h2>
      <div id="tit_b">
        <form method="post" action="checklogin.php">
          <ul>
            <li>USERNAME: <input type="text"
name="username" /><br></li>
            <li>PASSWORD: <input
type="password" name="password" /><br><br></li>
            <input type="submit" name="submit"
value="LOG-IN">
            or <a href="register.php"><input
type=button value="REGISTER"></a>
          </ul>
        </form>
      </div>
    </div>
  <div id="left">
    <div id="img_b"></div>
    <center><fieldset
class="normal">
      <legend
class="legreg"><h2>Register an account</h2></legend>
      <table width=400
cellpadding=3 cellspacing=3>
        <form method="post"
action="accountform.php">
          <tr>
            <td><font
color=red>* </font>Username: </td>
            <td><input
type="text" name="username" /></td>
          </tr>
          <tr>
            <td><font
color=red>* </font>Password: </td>
            <td><input
type="password" name="password" /></td>
          </tr>
          <tr>
            <td><font
color=red>* </font>Retype Password: </td>
            <td><input
type="password" name="repassword" /></td>
          </tr>
          <tr>
            <td><br></td>
            <td><br></td>
          </tr>
        </form>
      </fieldset>
    </div>
  </div>
</div>

```

```

      <td><font
color=red>* </font>User Type: </td>
      </tr></table>
      <table width=400>
        <tr>
          <td><br><input
type="radio" name="user_type" value="patient" />
Patient</td>
        </tr>
        <tr>
          <td><input
type="radio" name="user_type" value="obstetrician" />
Obstetrician</td>
        </tr>
        <tr>
          <td><input
type="radio" name="user_type" value="ob_incharge" />
Obstetrician in charge</td>
        </tr>
        <tr>
          <td><input
type="radio" name="user_type" value="hospital_admin" />
Hospital Administrator</td>
        </tr>
        <tr>
          <td><br><input
type="submit" name="submit" value="Next >>"></td>
        </tr>
      </table>
    </fieldset></center>
  </div>
  <div style="clear: both"></div>
</div>
<!-- content ends -->
<div id="mainbot"></div>
</div>
<?php include("footer.php"); ?>
</div>
</body>
</html>
registersuccess.php
<!DOCTYPE html PUBLIC "-//W3C//DTD XHTML 1.0
Strict//EN" "http://www.w3.org/TR/xhtml1/DTD/xhtml1-
strict.dtd">
<html xmlns="http://www.w3.org/1999/xhtml">
<head>
  <meta http-equiv="content-type" content="text/html;
charset=utf-8" />
  <title>MPRESH</title>
  <meta name="keywords" content="" />
  <meta name="description" content="" />
  <link href="styles.css" rel="stylesheet" type="text/css"
media="screen" />
</head>
<?php
include("config.php");

```

```
function validateEmailAddress($address){
    if(!preg_match( "/^([a-zA-Z0-9])+([a-zA-Z0-9\.\|\+=_-])*@([a-zA-Z0-9_-]+([a-zA-Z0-9\.\_|_]+)+$/" ,
    $address))
    {
        return false;
    }
    return true;
}
```

```
function validateMobile($number, $formats){
    $format = trim(ereg_replace("[0-9]", "#",
    $number));
    return (in_array($format, $formats)) ? true : false;
}
$format = array('#####', '09#####');
```

```
$personID = $_POST['personID'];
$first_name=$_POST['first_name'];
$middle_name=$_POST['middle_name'];
$last_name=$_POST['last_name'];
$birth_date=$_POST['birth_date'];
$gender=$_POST['gender'];
$mobile_number=$_POST['mobile_number'];
$phone_number=$_POST['phone_number'];
$email=$_POST['email'];
$hosp_name=$_POST['hosp_name'];
$hosp_add=$_POST['hosp_add'];
```

```
$today = date("Y-m-d");
list($y,$m,$d) = explode("-", $birth_date);
$years = date("Y") - $y;
if(date("md") < $m.$d) $years--;
$age = $years;
?>
<body>
```

```
<div id="bg">

<!-- header begins -->
<div id="header">
    <div id="logo"><h1><a
href="#">MPRESH</a></h1></div>
    <div id="buttons">
        <ul>
            <li class="first"><a href="#"
title="">HOME</a></li>
            <li><a href="#"
title="">ARTICLES</a></li>
            <li><a href="#"
title="">REQUESTS</a></li>
            <li><a href="#"
title="">FORUMS</a></li>
            <li><a href="#"
title="">ACCOUNT</a></li>
        </ul>
    </div>
</div>
<!-- header ends -->

<div id="main">
```

```
<div id="maintop"></div>
<!-- content begins -->
<div id="content">
    <div id="right">
        <div id="archives">
            <h2>Welcome
Guest!</h2>
            <div id="tit_b">
                <form method="post" action="checklogin.php">
                    <ul>
                        <li>USERNAME: <input type="text"
name="username" /><br></li>
                        <li>PASSWORD: <input
type="password" name="password" /><br><br></li>
                        <input type="submit" name="submit"
value="LOG-IN">
                        or <a href="register.php"> <input
type=button value="REGISTER"></a>
                    </ul>
                </form>
            </div>
        </div>
    </div>
    <div id="left">
        <div id="img_b"></div>
        <center>
            <?php
                if($first_name=="||$last_name=="||
$gender=="||$mobile_number==" ){
                    echo "<h1>Please fill up all required
fields.</h1>";
                    echo '<form>
                        <input type="button"
value="Return to previous page"
onClick="javascript:history.go(-1)" />
                    </form></center>';
                }
            else if(!
                validateMobile($mobile_number, $format)){
                    echo "<h1>Invalid mobile number!</h1>";
                    echo '<form>
                        <input type="button"
value="Return to previous page"
onClick="javascript:history.go(-1)" />
                    </form>
                }
            }
        </center>
    </div>
</div>
```

```

        </form></center>';
    }
    else if(!
validateEmailAddress($email)){
        echo "<h1>Invalid email address!</h1>";
        echo '<form>
            <input type="button"
value="Return to previous page"
onClick="javascript:history.go(-1)" />
        </form></center>';
    }else{
        if($hosp_name!="" && $hosp_add!
=""){
            $sysid = "s_01";
            mysql_query("INSERT
INTO hospital_table (hospitalID, hospital_name,
hospital_add)
                VALUES('$personID', '$hosp_name',
'$hosp_add')");
            mysql_query("INSERT
INTO request_table (personID, requestID)
VALUES('$personID', '$sysid')");
            mysql_query("INSERT
INTO person_table (personID, first_name, middle_name,
last_name, birth_date, age, gender, mobile_number,
phone_number, email)
                VALUES('$personID', '$first_name',
'$middle_name', '$last_name', '$birth_date', '$age',
'$gender', '$mobile_number', '$phone_number', '$email')");
            echo '<h1>Registration
Successful. You can log in after the System Administrator
has accepted your account.</h1>';
        }else{
            mysql_query("INSERT
INTO person_table (personID, first_name, middle_name,
last_name, birth_date, age, gender, mobile_number,
phone_number, email)
                VALUES('$personID', '$first_name',
'$middle_name', '$last_name', '$birth_date', '$age',
'$gender', '$mobile_number', '$phone_number', '$email')");

```

```

        echo '<h1>Registration
Successful. You can now log in with your login
details.</h1>';
    }
}
?>
</center>
</div>
<div style="clear: both"></div>
</div>
<!-- content ends -->
<div id="mainbot"></div>
</div>
<!-- footer begins -->
<div id="footer">
    <p>Copyright &copy; 2011. <a href="#" title="University of
The Philippines">University of the Philippines</a></p>
    <p><a href="#">Privacy Policy</a> |
    <a href="#">Terms of Use</a> | <a
href="http://validator.w3.org/check/referer" title="This
page validates as XHTML 1.0 Transitional"><abbr
title="eXtensible HyperText Markup
Language">XHTML</abbr></a> | <a
href="http://jigsaw.w3.org/css-validator/check/referer"
title="This page validates as CSS"><abbr title="Cascading
Style Sheets">CSS</abbr></a></p></div>
<!-- footer ends -->
</div>
</body>
</html>

```

request.php

```

<?php include("constant.php"); ?>
<!DOCTYPE html PUBLIC "-//W3C//DTD XHTML 1.0
Strict//EN" "http://www.w3.org/TR/xhtml1/DTD/xhtml1-
strict.dtd">
<html xmlns="http://www.w3.org/1999/xhtml">
<head>
    <meta http-equiv="content-type" content="text/html;
charset=utf-8" />
    <title>MPRESH</title>
    <meta name="keywords" content="" />
    <meta name="description" content="" />
    <link href="styles.css" rel="stylesheet" type="text/css"
media="screen" />
    <script script language="javascript" type="text/javascript">
function getXMLHTTP() { //fuction to return the xml http
object
        var xmlhttp=false;
        try{
            xmlhttp=new
XMLHttpRequest();
        }
        catch(e) {
            try{

```

```

        xmlhttp = new
ActiveXObject("Microsoft.XMLHTTP");
    }
    catch(e){
        try{
            xmlhttp = new
ActiveXObject("Msxml2.XMLHTTP");
        }
        catch(e1){

            xmlhttp=false;
        }
    }

    return xmlhttp;
}

function getState(obID)
{
    var strURL="gethospital.php?ob="+obID;
    var req = getXMLHTTP();
    if (req)
    {
        req.onreadystatechange = function()
        {
            if (req.readyState == 4)
            {
                // only if "OK"
                if (req.status == 200)
                {
                    document.getElementById('hospdiv').innerHTML=req.responseText;
                } else {
                    alert("There was a problem while using
XMLHTTP:\n" + req.statusText);
                }
            }
        }
        req.open("GET", strURL, true);
        req.send(null);
    }
}
</script>
</head>
<body>

<div id="bg">

<?php if($type=="sys_admin"){
    echo '<div id="header">
    <div id="logo"><h1><a
href="#">MPRESH</a></h1></div>
    <div id="buttons">
        <ul>
            <li class="first"><a
href="adminpage.php" title="">HOME</a></li>
            <li><a href="viewusers.php"
title="">USERS</a></li>
            <li><a href="request.php"
title="">REQUESTS</a></li>

```

```

            <li><a href="mpresh.php"
title="">DOWNLOAD</a></li>
            <li><a
href="adminaccount.php" title="">ACCOUNT</a></li>
        </ul>
    </div>
    </div>;
}
else include("header.php");?>

<div id="main">
<div id="maintop"></div>
<!-- content begins -->
<div id="content">
    <div id="right">
    <div id="archives">
        <h2>Welcome
        <?php
            switch($type){
                case "patient":
                    if($gender == "female"){
                        echo ''.$sname.'</img>';
                    } else echo ''.$sname.'</img>'; break;
                case "obstetrician":
                    if($gender == "female"){
                        echo
''.$sname.'</img>';
                    } else echo ''.$sname.'</img>'; break;
                default: echo ''.$sname.'</img>'; break;
            }
        }
    </h2>
    <div id="tit_b">
        <ul>
            <li><a href="logout.php">LOG-
OUT</a></li>
        </ul>
    </div>
    <?php
        switch($type){
            case

```

```

        include ("sidepatient.php");
        break;
    "hospital_admin":
        include("sidehospital.php");
        break;
    "obstetrician":
        include("sidedoctor.php");
        break;
    "ob_incharge":
        include("sideob.php");
        break;
    break;
    default:
    } ?>
</div>
</div>
<div id="left">
    <div id="img_b"></div>
    <center>
        <?php
            if(!
empty($_GET['clear'])){
                $csql =
mysql_query("DELETE FROM request_table WHERE
status = 1 AND personID = '$did'");
            }
            $dsql =
mysql_query("SELECT * FROM request_table WHERE
personID = '$id' AND status = 1");
            $icount =
mysql_num_rows($dsql);
            if($icount != 0){
                while($drow = mysql_fetch_array($dsql)){
                    $did = $drow['requestID'];
                }
                if($sotype
== "patient"){
                    $psql = mysql_query("SELECT * FROM
person_table WHERE personID = '$did'");
                    while($prow = mysql_fetch_array($psql)){
                        echo '<h1>Your request from '.
$prow['first_name']. " ". $prow['last_name'].' has been
rejected.</h1>';
                    }
                }
            }
        }
    }
else
if($sotype == "obstetrician"){
    $psql = mysql_query("SELECT * FROM
hospital_table WHERE hospitalID = '$did'");
    while($prow = mysql_fetch_array($psql)){
        echo '<h1>Your request from '.
$prow['hospital_name'].' has been rejected.</h1>';
    }
}
echo '<a
href="request.php?id='.$did.'&clear=yes">Clear Rejected
Requests</a><br><br>';
}
$sql1 =
mysql_query("SELECT * FROM request_table WHERE
requestID = '$id' AND status = 0");
$count =
mysql_num_rows($sql1);
if($count !=0){
    echo
'<fieldset class="normal">
        <legend>Requests for
Approval</legend>
        <form name="myform" method="post"
action="updaterequest.php">';
    echo
'<table width="300" cellpadding="3" cellspacing="3">
        <tr class="trblue">
            <td
class="tdfont">Requests:</td>
            <td
class="tdfont">Status:</td>
        </tr>';
    while($row1 = mysql_fetch_array($sql1)){
        $uid = $row1['personID'];
        if($row1['requestID'] == "s_01"){
            $hsql = mysql_query("SELECT *
FROM hospital_table WHERE hospitalID = '$uid'");
            while($row3 =
mysql_fetch_array($hsql)){
                echo '<tr>
                    <td><a
href="deleterequest.php?id='.$row1['personID'].'"></img></a>
</tr>';

<input
type="checkbox" name="personID[]" size=20 value="".
$row1['personID']. " />
}

else {

$row3['hospital_name'].</td>

$usql =
mysql_query("SELECT * FROM person_table WHERE
personID = '$suid'");

while($row2 =
mysql_fetch_array($usql)){

echo '<tr>

<td><a href="deleterrequest.php?id='.
$row1['personID']. "'></img></a>

</img>

<input type="checkbox" name="personID[]"
size=20 value="". $row1['personID']. " />

<a href="viewreg.php?oid='.
$row1['personID']. "'>'. $row2['first_name']. " ".
$row2['last_name']. '</a></td>

<td><font
color=red><i>Pending</i></font></td>

</tr>';

}

} else {

if($stotype = "hospital_admin"){

$checkuser =
mysql_query("SELECT * FROM user_table WHERE
personID = '$suid'");

$scrow =
mysql_fetch_array($checkuser);

if($scrow['user_type'] ==
"patient"){

$usql =
mysql_query("SELECT * FROM person_table WHERE
personID = '$suid'");

while($row2 =
mysql_fetch_array($usql)){

echo '<tr>

<td><a href="deleterrequest.php?id='.
$row1['personID']. "'></img></a>

</img>

<input type="checkbox" name="personID[]"
size=20 value="". $row1['personID']. " />

'. $row2['first_name']. " ".
$row2['last_name']. '</td>

<td><font
color=red><i>Pending</i></font></td>

</tr>';

}

} else {

$usql =
mysql_query("SELECT * FROM person_table WHERE
personID = '$suid'");

while($row2 =
mysql_fetch_array($usql)){

echo '<tr>

<td><a
href="deleterrequest.php?id='. $row1['personID']. "'></img></a>

```



```

        <select name="hop">
            <option><!--Select--
    ></option>;
            $status =
mysql_query("SELECT personID, status FROM user_table
WHERE status = 1");
            while($stat =
mysql_fetch_array($status)){
                $hsq1 =
mysql_query("SELECT * FROM hospital_table WHERE
hospitalID = '$stat[personID]'");
                while($hrow =
mysql_fetch_array($hsq1)){
                    echo
'<option value=""$hrow["hospitalID"].">'.
$hrow["hospital_name"].'</option>;
                }
            }
            echo '</select>
            <br><br><br><input
type=submit name=submit value="Send Request">
            </form>
            </fieldset>;
        }
        if($stype != "sys_admin"){
            $pending =
mysql_query("SELECT * FROM request_table WHERE
personID = '$id' AND status = 0");
            $pcount =
mysql_num_rows($pending);
            echo
"<br><br><fieldset class=normal>
            <legend>Pending Requests</legend>;
            if($pcount != 0){
                while($prow = mysql_fetch_array($pending)){

```

```

            if($stype == "patient"){
                $sobname =
mysql_query("SELECT physicianID FROM
physician_table WHERE physicianID =
'$prow[requestID]'");
                $sobrow =
mysql_fetch_array($sobname);
                $spname =
mysql_query("SELECT personID,first_name,last_name
FROM person_table WHERE personID =
'$sobrow[physicianID]'");
                $snrow =
mysql_fetch_array($spname);
                echo "<h1>".
$snrow['first_name']. " ".$snrow['last_name']. "</h1><br>";
                $shname =
mysql_query("SELECT hospitalID,hospital_name FROM
hospital_table WHERE hospitalID = '$prow[requestID]'");
                $shrow =
mysql_fetch_array($shname);
                echo "<h1>".
$shrow['hospital_name']. "</h1><br>";
            }elseif($stype == "obstetrician"){
                $shname =
mysql_query("SELECT hospitalID,hospital_name FROM
hospital_table WHERE hospitalID = '$prow[requestID]'");
                $shrow =
mysql_fetch_array($shname);
                echo ""'.
$shrow['hospital_name']. "</h1><br>";
            }
        }
        echo
"</fieldset>";
    }
    else echo "<h1>No
pending requests.</h1>";
    }
}
?>
</center>
</div>
<div style="clear: both"></div>
</div>
<!-- content ends -->

```



```

<div id="mainbot"></div>
</div>
<?php include("footer.php"); ?>

</div>
</body>
</html>

```

send_reminders.php

```

<?php
function send_SMS($number, $message, $send){
    $error_message = "no error";

    // load the nusoap libraries. These are slower
    than those built in PHP5 but don't require you to recompile
    PHP
    include_once("nusoap/lib/nusoap.php");
    // create the client and define the URL endpoint
    $client = new
nusoap_client('http://iplaypen.globelabs.com.ph:1881/axis2
/services/Platform');

    // set the character encoding, utf-8 is the
    standard.
    $client->soap_defencoding = 'UTF-8';

    // check if we generated an error in creating the
    client / assigning the endpoint
    $err = $client->getError();

    if ($err){ // Display the error
        $error_message = 'Constructor error:
'. $err;
    }
    // check if a message was sent
    if ($send)
    { // Call the SOAP method, note the definition of
    the xmlns namespace as the third parameter in the call and
    how the posted message is added to the message string
        $result = $client-
>call('sendSMS', array( 'uName' => 'aj644b585',
        'uPin' => '130701',
        'MSISDN' => $number,
        'messageString' => $message,
        'Display' => '1',
        'udh' => "",
        'mwi' => "",
        'coding' => '0' ),
        "http://ESCPPlatform/xsd");
        $error_message = $result;
        // Check for a fault
        if ($client->fault){
            $error_message =
"Fault Generated: \n";
        } else {
            // Check for errors
            $err = $client->getError();

            if ($err){
                // Display the
error

```

```

        $error_message =
        "An unknown error was generated: \n";
    } else {
        // Display the
result
        if ($result ==
"201"){
            $error_message = "Message was successfully sent!";
        } else {
            $error_message = "Server responded with a $result
message";
        }
    }
}
//receive_SMS();
}
return $error_message;
}
?>

```

```

<?php
require('config.php');

$tomorrow = date("Y-m-d", mktime(0, 0, 0, date("m"),
date("d")+1, date("y")));
$consultations = mysql_query("SELECT * FROM
planner_table WHERE next_consultation='$tomorrow'");
$msg = "You have a consultation tomorrow, " .
$tomorrow . ", with Dr. ";
echo $count = mysql_num_rows($consultations);
while ($row = mysql_fetch_array($consultations)) {
    $pid = $row['personID'];
    $person = mysql_query("SELECT
mobile_number,personID FROM person_table WHERE
personID='$pid'");
    $row3 = mysql_fetch_array($person);
    $doctor = mysql_query("SELECT physicianID,personID
FROM patient_table WHERE personID='$pid'");
    $row1 = mysql_fetch_array($doctor);
    $person2 = mysql_query("SELECT * FROM
person_table WHERE personID='$row1[physicianID]'");
    $row2 = mysql_fetch_array($person2);
    $msg2 = $msg . ucwords($row2['first_name']) . " " .
ucwords($row2['middle_name']) . " " .
ucwords($row2['last_name']);
    send_SMS($row3['mobile_number'], $msg2, 1);
}
?>

```

sendrequest.php

```

<?php include("constant.php"); ?>
<!DOCTYPE html PUBLIC "-//W3C//DTD XHTML 1.0
Strict//EN" "http://www.w3.org/TR/xhtml1/DTD/xhtml1-
strict.dtd">
<html xmlns="http://www.w3.org/1999/xhtml">
<head>

```

```

<meta http-equiv="content-type" content="text/html;
charset=utf-8" />
<title>MPRESH</title>
<meta name="keywords" content="" />
<meta name="description" content="" />
<link href="styles.css" rel="stylesheet" type="text/css"
media="screen" />
</head>
<body>

<div id="bg">

<?php include("header.php"); ?>

<div id="main">
<div id="maintop"></div>
<!-- content begins -->
<div id="content">
    <div id="right">
    <div id="archives">
        <h2>Welcome
        <?php

switch($stype){

    case "patient":

        if($ugender == "female"){

            echo ''. $pname.'</img>';

        }else echo ''. $pname.'</img>'; break;

        case "obstetrician":

            if($ugender == "female"){

                echo
''. $pname.'</img>';

            }else echo ''. $pname.'</img>'; break;

            default: echo ''. $pname.'</img>'; break;

        }

    }

    </h2>

    <div id="tit_b">

    <ul>

    <li><a href="logout.php">LOG-
OUT</a></li>

    </ul>

    </div>
<?php

```

```

switch($stype){
    case
"patient":
        include ("sidepatient.php");
        break;
    case
"hospital_admin":
        include("sidehospital.php");
        break;
    case
"obstetrician":
        include("sidedoctor.php");
        break;
    case
"ob_incharge":
        include("sideob.php");
        break;
    default:
} ?>
</div>
</div>
<div id="left">
    <div id="img_b"></div>
<center>
    <?php
$doctor =
$_POST['ob'];
$hospital =
$_POST['hop'];

    if($stype=="patient"){
        $hospital
= $_POST['hospital'];
        $psql1 =
mysql_query("INSERT INTO
request_table(personID,requestID)
VALUES('$id','$doctor')");
        $osql1 =
mysql_query("INSERT INTO
request_table(personID,requestID)
VALUES('$id','$hospital')");
    }
    else{
        $osql1 =
mysql_query("INSERT INTO
request_table(personID,requestID)
VALUES('$id','$hospital')");
    }
    echo '<h1>You
request has been sent and is waiting to be
confirmed.</h1>';

```

```

?>
</center>
</div>
<div style="clear: both"></div>
</div>
<!-- content ends -->
<div id="mainbot"></div>
</div>
<?php include("footer.php"); ?>
</div>
</body>
</html>

```

showresults.php

```

<?php include("constant.php"); ?>

<!DOCTYPE html PUBLIC "-//W3C//DTD XHTML 1.0
Strict//EN" "http://www.w3.org/TR/xhtml1/DTD/xhtml1-
strict.dtd">
<html xmlns="http://www.w3.org/1999/xhtml">
<head>

<meta http-equiv="content-type" content="text/html;
charset=utf-8" />
<title>MPRESH</title>
<meta name="keywords" content="" />
<meta name="description" content="" />
<link href="styles.css" rel="stylesheet" type="text/css"
media="screen" />
</head>
<body>

<div id="bg">

<?php include("header.php"); ?>

<div id="main">
<div id="maintop"></div>
<!-- content begins -->
<div id="content">
<div id="right">
<div id="archives">

<h2>Welcome
<?php

switch($stype){

case "patient":

if($ugender == "female"){

echo ''. $pname.'</img>';

} else echo ''. $pname.'</img>'; break;

case "obstetrician":

if($ugender == "female"){

```

```

echo
''. $pname.'</img>';

} else echo ''. $pname.'</img>'; break;

default: echo ''. $pname.'</img>'; break;

}

?>

</h2>

<div id="tit_b">

<ul>

<li><a href="logout.php">LOG-
OUT</a></li>

</ul>

</div>
<?php

switch($stype){

case
"patient":

include ("sidepatient.php");

break;

case
"hospital_admin":

include("sidehospital.php");

break;

case
"obstetrician":

include("sidedoctor.php");

break;

case
"ob_incharge":

include("sideob.php");

break;

default:

} ?>

</div>
</div>
<div id="left">
<div id="img_b"></div>
<center><fieldset class="normal">
<legend>Results</legend>
<?php

echo '<h1>You are
probably experiencing some symptoms of the following:
<br><br></h1>';

```

```

        $illness=array();
        $trimester =
    }
    for($i=0;
    $l<count($illness); $l++){
        echo "<a href=view.php?name=" .
        $illness[$l]."><font size=4px><img
        src=images/bandaaid.png> ".
        $illness[$l]."</img></font></a><br>";
    }
    echo
    '<br><br><br>Consult your obstetrician for immediate
    check-up and further information.';
    ?>
    </center>
    </div>
    <div style="clear: both"></div>
    </div>
    <!-- content ends -->
    <div id="mainbot"></div>
    </div>
    <?php include("footer.php"); ?>
    </div>
    </body>
    </html>

sidedoctor.php
    <html>
    <!DOCTYPE html PUBLIC "-//W3C//DTD XHTML 1.0
    Strict//EN" "http://www.w3.org/TR/xhtml1/DTD/xhtml1-
    strict.dtd">
    <html xmlns="http://www.w3.org/1999/xhtml">
    <head>
    <meta http-equiv="content-type" content="text/html;
    charset=utf-8" />
    <title>MPRESH</title>
    <meta name="keywords" content="" />
    <meta name="description" content="" />
    <link href="styles.css" rel="stylesheet" type="text/css"
    media="screen" />
    </head>
    <body>
        <h2>Hospital in use</h2>
        <div class="tit_b">
            <ul>
                <li><?php echo
                $row['hospital_name'];?></li>
                <li><a
                href="choosehospital.php">Change Hospital</a></li>
            </ul>
        </div>
        <h2>Patients</h2>
        <div class="tit_b">
            <ul>
                <li><a
                href="viewpatientlist.php">View Patients</a></li>
                <li><a
                href="planner.php">Patient Planner</a></li>
            </ul>
        </div>
        <h2>ARTICLES</h2>
        <div class="tit_b">

```

```

                <ul>
href="articles.php">View Articles</a></li>
                <li><a
href="addarticle.php">Add Articles</a></li>
                </ul>
            </div>
</body>
</html>

```

sidehospital.php

```

<html>
<!DOCTYPE html PUBLIC "-//W3C//DTD XHTML 1.0
Strict//EN" "http://www.w3.org/TR/xhtml1/DTD/xhtml1-
strict.dtd">
<html xmlns="http://www.w3.org/1999/xhtml">
<head>
<meta http-equiv="content-type" content="text/html;
charset=utf-8" />
<title>MPRESH</title>
<meta name="keywords" content="" />
<meta name="description" content="" />
<link href="styles.css" rel="stylesheet" type="text/css"
media="screen" />
</head>
<body>
    <h2>ARTICLES</h2>
    <div class="tit_b">
        <ul>
            <li><a
href="articles.php">View Articles</a></li>
        </ul>
    </div>
</body>
</html>

```

sideob.php

```

<html>
<!DOCTYPE html PUBLIC "-//W3C//DTD XHTML 1.0
Strict//EN" "http://www.w3.org/TR/xhtml1/DTD/xhtml1-
strict.dtd">
<html xmlns="http://www.w3.org/1999/xhtml">
<head>
<meta http-equiv="content-type" content="text/html;
charset=utf-8" />
<title>MPRESH</title>
<meta name="keywords" content="" />
<meta name="description" content="" />
<link href="styles.css" rel="stylesheet" type="text/css"
media="screen" />
</head>
<body>
    <h2>HEALTHCARE MODULE</h2>
    <div class="tit_b">
        <ul>
            <li><a
href="healthmodule.php">Healthcare Module</a></li>
            <li><a
href="illness.php">List of all Illness</a></li>
            <li><a
href="symptoms.php">List of all Symptoms</a></li>

```

```

            <li><a
href="addillnessform.php">Add Illness</a></li>
            <li><a
href="addsymptomform.php">Add Symptoms</a></li>
        </ul>
    </div>
</body>
</html>

```

sidepatient.php

```

<html>
<!DOCTYPE html PUBLIC "-//W3C//DTD XHTML 1.0
Strict//EN" "http://www.w3.org/TR/xhtml1/DTD/xhtml1-
strict.dtd">
<html xmlns="http://www.w3.org/1999/xhtml">
<head>
<meta http-equiv="content-type" content="text/html;
charset=utf-8" />
<title>MPRESH</title>
<meta name="keywords" content="" />
<meta name="description" content="" />
<link href="styles.css" rel="stylesheet" type="text/css"
media="screen" />
</head>
<body>
    <div class="tit_b">
        <ul>
            <li><a
href="duedatecalcu.php">Due Date Tracker</a></li>
            <li><a
href="viewpatientrecord.php">Patient Planner</a></li>
            <li><a
href="healthmodule.php">Healthcare Module</a></li>
        </ul>
    </div>
    <h2>ARTICLES</h2>
    <div class="tit_b">
        <ul>
            <li><a
href="articles.php">View Articles</a></li>
        </ul>
    </div>
</body>
</html>

```

style.css

```

.list{
padding:20px 0px 0px 160px; /*down up left right*/
}
.calimg{
padding: 0px 0px 0px 80px;
}
.preg_table
{
border-style: dashed;
text-align: left;
font-size: 12px;
font-family: verdana, arial, sans-serif;
width: 50%;

```

```
padding:20px 20px 0px 20px; <!--down up left
right-->
}
```

```
#coolmenu{
border: 0px;
width: auto;
}
```

```
#coolmenu a{
font: bold 13px Verdana;
padding: 2px;
padding-left: 4px;
display: block;
width: auto;
color: black;
text-decoration: none;
border-bottom: 0px;
}
```

```
#coolmenu a { /*Non IE rule*/
width: auto;
}
```

```
#coolmenu a:hover{
background-color: skyblue;
color: white;
}
```

```
#tabledescription{
width: 100%;
height: 5em;
padding: 2px;
filter:alpha(opacity=0);
-moz-opacity:0;
}
```

styles.css

```
*
{
border: 0;
margin: 0;
}
```

```
img
{
```

```
border: 0px;
```

```
}
```

```
a{
```

```
color: #014B4B;
```

```
text-decoration:none;
```

```
}
```

```
a:hover{
```

```
text-decoration: underline;
```

```
color: #000000;
```

```
}
```

```
body{
```

```
font: 12px Arial, Helvetica, sans-serif;
```

```
color: #000000;
```

```
background: #00FFFC url(images/bg.jpg) repeat-
x top;
}
```

```
#bg{
```

```
background:url(images/bg_img.jpg) center top
no-repeat;
```

```
}
```

```
#maintop{
```

```
background: url(images/top.png) 0px 0px no-
repeat;
```

```
width:801px;
```

```
height: 9px;
```

```
}
```

```
#mainbot{
```

```
background: url(images/bot.png) no-repeat;
```

```
width:801px;
```

```
height: 14px;
```

```
}
```

```
#main{
```

```
width: 801px;
```

```
margin: 0px auto;
```

```
}
```

```
#header{
```

```
width: 800px;
```

```
height: 173px;
```

```
margin: 0px auto;
```

```
}
```

```
#logo{
```

```
text-align: right;
```

```
padding-top: 30px;
```

```
height: 76px;
```

```
}
```

```
#logo a {
```

```
text-decoration: none;
```

```
font-style: italic;
```

```
font-size: 26px;
```

```
color: #ffffff;
```

```
font-weight: bold;
```

```
}
```

```
#logo H2 a{
```

```
font-size: 10px;
```

```
}
```

```
#buttons{
```

```
width: 900px;
```

```
height: 55px;
```

```
background: url(images/menu.jpg) left top no-
```

```
repeat;
```

```
text-align:center;
```

```
}
```

```
#buttons ul {
```

```
padding-left: 0px;
```

```
margin: 0px;
```

```

}
#buttons li {
    display: inline;
}
#buttons a {
    font-family: Tahoma, Arial, Helvetica, sans-serif;
    font-size: 18px;
    font-weight:normal;
    display: block;
    float: left;
    width: 125px;
    height: 40px;
    text-decoration: none;
    color: #014B4B;
    padding-top: 15px;
    margin-right: 5px;
    text-align: center;
}
#buttons a:hover {
    text-decoration: underline;
    background: url(images/but_bg.jpg) 0px 2px
repeat-x;
}
#content{
    width: 801px;
    background: #FFFFFF;
}
#left{
    width: 557px;
    padding: 0px 0px 0px 7px;
    margin: 0px;
}
#img_b {
    background:url(images/banner2.jpg) left top no-
repeat;
    width: 559px;
    height: 180px;
}
.text{
    padding: 10px;
    background: url(images/textbg.jpg) no-repeat top
left;
}
#left H1 {
    font-family: Tahoma, Arial, Helvetica, sans-serif;
    font-size: 16px;
    font-weight:normal;
    color: #014B4B;
    padding-bottom: 10px;
}
.read{
    text-align:right;
    padding-right:20px;
}
}
#right{
    float:right;
    width: 230px;
}
#right ul
{
    list-style: none;
    padding-left:30px;
    margin: 0px;
    display:block;
    padding-bottom: 30px;
    padding-top: 20px;
    background:url(images/tit_b.jpg) no-repeat;
}
#right ul li {
    padding-bottom: 2px;
}
#archives ul li {
    margin-bottom: 5px;
    background: url(images/small.gif) no-repeat left;
    padding-left: 15px;
}
}
#right h2 {
    font-family: Tahoma, Arial, Helvetica, sans-serif;
    font-size: 16px;
    font-weight:normal;
    color: #014B4B;
    text-align:center;
    padding-top: 14px;
    height: 30px;
    background: url(images/tit.jpg) no-repeat;
}
#right li a {
    padding-left: 10px;
    background: url(images/img09.gif) no-repeat 1px
5px;
}
.lo { padding: 20px 20px 15px 20px;
}
.tit_b {
    background:url(images/tit_b.jpg) left top no-
repeat;
}
#right H4 {
    font-size: 14px;
}
#right p
{
    padding: 10px;
    padding-left: 20px;
}

```

```

}
#footer{
    height: 37px;
    width: 801px;
    font-size: 10px;
    color: #014B4B;
    padding-top: 4px;
    text-align: center;
    clear:both;
    margin: 15px auto;
}
#footer a{
    color: #014B4B;
    font-size: 10px;
    text-decoration: none;
}
.padding{
    padding: 10px;
    color:#FF0000;
    font-weight: bold;
}
.register
{
padding: 0px 0px 0px 50px;/*up right down left*/
border: 1px solid #387C44;
width: 23em;
}
.legreg{
font-weight: bold;
font-size: 13px;
}
.right
{
padding: 0px 0px 0px 360px;/*up right down left*/
}
.lleft
{
padding: 0px 0px 0px 30px;/*up right down left*/
}
.ileft
{
padding: 0px 0px 0px 70px;/*up right down left*/
}
.normal
{
padding: 20px 40px 30px 30px;/*up right down left*/
border: 2px solid #348781;
font-size: 13px;
width: 35em;
}
input
{
background: skyblue;
}
}
textarea
{
background: skyblue;
}
legend{
font-weight: bold;
font-size: 20px;
}
select
{
background: skyblue;
}
.trblue
{
background-color: #98AFC7;
}
.tdfont
{
font-weight: bold;
}
.main {
width:200px;
border: 1px solid black;
}
.month {
background-color:black;
font:bold 12px verdana;
color:white;
}
.daysofweek {
background-color:gray;
font:bold 12px verdana;
color:white;
}
.days {
font-size: 15px;
font-family:verdana;
color:black;
background-color: lightyellow;
padding: 2px;
}
h3
{
font-size: 14px;
color: darkgreen;
}
.ds_box {
background-color: #FFF;
border: 1px solid #000;
position: absolute;
z-index: 32767;
}

```



```

}
.ds_tbl {
    background-color: #FFF;
}
.ds_head {
    background-color: #333;
    color: #FFF;
    font-family: Arial, Helvetica, sans-serif;
    font-size: 13px;
    font-weight: bold;
    text-align: center;
    letter-spacing: 2px;
}
.ds_subhead {
    background-color: #CCC;
    color: #000;
    font-size: 12px;
    font-weight: bold;
    text-align: center;
    font-family: Arial, Helvetica, sans-serif;
    width: 32px;
}
.ds_cell {
    background-color: #EEE;
    color: #000;
    font-size: 13px;
    text-align: center;
    font-family: Arial, Helvetica, sans-serif;
    padding: 5px;
    cursor: pointer;
}
.ds_cell:hover {
    background-color: #F3F3F3;
}
/* This hover code won't work for IE */

```

symptoms.php

```

<?php include("constant.php"); ?>
<!DOCTYPE html PUBLIC "-//W3C//DTD XHTML 1.0
Strict//EN" "http://www.w3.org/TR/xhtml1/DTD/xhtml1-
strict.dtd">
<html xmlns="http://www.w3.org/1999/xhtml">
<head>
<meta http-equiv="content-type" content="text/html;
charset=utf-8" />
<title>MPRESH</title>
<meta name="keywords" content="" />
<meta name="description" content="" />
<link href="styles.css" rel="stylesheet" type="text/css"
media="screen" />
</head>
<body>
<div id="bg">
<?php include("header.php"); ?>

```

```

<div id="main">
<div id="maintop"></div>
<!-- content begins -->
<div id="content">
    <div id="right">
    <div id="archives">
        <h2>Welcome
        <?php
            switch($stype){
                case "patient":
                    if($ugender == "female"){
                        echo ''. $pname.'</img>';
                    }else echo ''. $pname.'</img>'; break;
                case "obstetrician":
                    if($ugender == "female"){
                        echo
''. $pname.'</img>';
                    }else echo ''. $pname.'</img>'; break;
                    default: echo ''. $pname.'</img>'; break;
                }
            }
        </h2>
        <div id="tit_b">
        <ul>
            <li><a href="logout.php">LOG-
OUT</a></li>
        </ul>
        </div>
        <?php
            switch($stype){
                case
"patient":
                    include ("sidepatient.php");
                    break;
                case
"hospital_admin":
                    include("sidehospital.php");
                    break;
            }
        </div>

```

```

"obstetrician":
    include("sidedoctor.php");
    break;
"ob_incharge":
    include("sideob.php");
    break;
break;
    </div>
    </div>
    <div id="left">
        <div id="img_b"></div>
        <center>
            <?php
                $rowsPerPage = 5;
                $delete =
                    $iid = $_GET['id'];
                    // by
                    default we show first page
                        $pageNum = 1;
                        ($pageNum - 1) * $rowsPerPage;
                        echo
                            '<fieldset class="normal"><legend>List of
                            Symptoms:</legend><br>';
                            $query="SELECT symptomID,symptom_name
                            FROM symptom_table limit $offset, $rowsPerPage";
                            $result=mysql_query($query);
                            print
                                "<table width=400 cellpadding=5 cellspacing=5>";
                                while($row = mysql_fetch_array($result)){
                                    echo '<tr>';
                                    echo '<td><a
                                    href="symptoms.php?view=yes&id=
                                    $row[symptomID].">'.
                                    $row[symptom_name].</img></td>';
                                    echo '<td><a href="symptoms.php?
                                    edit=yes&id=
                                    $row[symptomID]."></td>';
                                    echo '<td><a href="symptoms.php?
                                    delete=delete&id=
                                    $row[symptomID]."></td></tr>';
                                }
                                case
                                    print
                                        "</table></fieldset><br>";
                                        // how
                                        many rows we have in database
                                            $query="select
                                            count(*) as numrows from symptom_table";
                                            $result =
                                            mysql_query($query) or die('Error, query failed');
                                            $row =
                                            mysql_fetch_array($result, MYSQL_ASSOC);
                                            $numrows =
                                            $row['numrows'];
                                            print
                                                "<hr><br><center>There are a total of $numrows
                                                Symptoms.";
                                                print "<br>You
                                                are now in page $pageNum.</center>";
                                                // how many
                                                pages we have when using paging?
                                                    $maxPage =
                                                    ceil($numrows/$rowsPerPage);
                                                    // print the link to
                                                    access each page
                                                        echo
                                                            "<br><center>Go to page : ";
                                                            for($page = 1;
                                                            $page <= $maxPage; $page++) {
                                                                echo "<a
                                                                href='symptoms.php?page=$page'>$page</a> &nbsp;";
                                                            }
                                                            $page=$page-1;
                                                            if(!
                                                            empty($delete)){
                                                                $sym = mysql_query("SELECT symptomID,
                                                                symptom_name FROM symptom_table WHERE
                                                                symptomID = '$iid'");
                                                                while($rowsym =
                                                                mysql_fetch_array($sym)){
                                                                    $symname =
                                                                    $rowsym['symptom_name'];
                                                                    }
                                                                    ?>
                                                                    <script type="text/javascript">
                                                                    var ans = confirm("Are you sure you
                                                                    want to delete <?php echo $symname;?>")
                                                                    if (!ans){
                                                                    }
                                                                    else {

```

```

        <?php $deletesym =
mysql_query("DELETE FROM symptom_table WHERE
symptomID = '$iid'); ?>

        window.location =
"symptoms.php";
    }
</script>
<?php }
if(!
empty($_GET['view'])) {
    $viewsym = mysql_query("SELECT * FROM
symptom_table WHERE symptomID = '$iid'");
    while($vsym = mysql_fetch_array($viewsym)) {
        echo '<fieldset class="normal">
<legend>'.
$vsym['symptom_name'].'</legend>
<table width=450 cellpadding=5
cellspacing=5>
<tr class="trblue">
<td
class="tdfont">Symptom Name: </td>
<td>'.
$vsym['symptom_name'].'</td>
</tr>
<tr>
<td
class="tdfont">Symptom Details: </td>
<td>'.
$vsym['details'].'</td>
</tr></table></fieldset>';
    }
}
if(!
empty($_GET['edit'])) {
    $symptom_name = $_POST['symptom_name'];
    $details = $_POST['details'];
    if(!empty($_POST['submit'])) {
        $insert = mysql_query("UPDATE

```

```

symptom_table SET
symptom_name='$symptom_name',details='$details'
WHERE
symptomID = '$iid');
    } else {
        $editsym = mysql_query("SELECT *
FROM symptom_table WHERE symptomID='$iid'");
        while($esym =
mysql_fetch_array($editsym)) {
            echo '<form method=post
action="">
<fieldset
class="normal">
<legend>Edit
Symptom '.$esym['symptom_name'].'</legend>
<table border=0px
align=center cellpadding=5 cellspacing=5>
<tr>
<td>Name of Symptom:</td>
<td><input type=text size=30
name=symptom_name value=""
$esym['symptom_name']. ""></td>
</tr><tr>
<td>Details:</td>
<td><textarea name="details" rows=10
cols=40>'.$esym['details'].'
</textarea><br>Note:Use <br > for
new space.</td>
</tr></table></fieldset><br>
<input type=submit
name=submit value=Edit Symptom></form>';
        }
    }
}
if(isset($_GET['page'])) {

```

```

//$pageNum = clean($_GET['page']);

$pageNum = $_GET['page'];
    }
    ?>
    </center>
  </div>
  <div style="clear: both"></div>
</div>
<!-- content ends -->
<div id="mainbot"></div>
</div>
<?php include("footer.php"); ?>
</div>
</body>
</html>

```

updateaccount.php

```

<?php include('constant.php');?>
<!DOCTYPE html PUBLIC "-//W3C//DTD XHTML 1.0
Strict//EN" "http://www.w3.org/TR/xhtml1/DTD/xhtml1-
strict.dtd">
<html xmlns="http://www.w3.org/1999/xhtml">
<head>

<meta http-equiv="content-type" content="text/html;
charset=utf-8" />
<title>MPRESH</title>
<meta name="keywords" content="" />
<meta name="description" content="" />
<link href="styles.css" rel="stylesheet" type="text/css"
media="screen" />
</head>
<body>

<div id="bg">

<?php include("header.php"); ?>

<div id="main">
<div id="maintop"></div>
<!-- content begins -->
<div id="content">
  <div id="right">
  <div id="archives">
    <h2>Welcome
    <?php

    switch($stype){

      case "patient":

        if($gender == "female"){

          echo ''. $pname.'</img>';

          }else echo ''. $pname.'</img>'; break;

```

```

case "obstetrician":

  if($gender == "female"){

    echo

    ''. $pname.'</img>';

    }else echo ''. $pname.'</img>'; break;

    default: echo ''. $pname.'</img>'; break;

  }

  ?>!

  </h2>

  <div id="tit_b">

  <ul>

    <li><a href="logout.php">LOG-
OUT</a></li>

  </ul>

  </div>
  <?php

  switch($stype){

    case

    "patient":

      include ("sidepatient.php");

      break;

    case

    "hospital_admin":

      include("sidehospital.php");

      break;

    case

    "obstetrician":

      include("sidedoctor.php");

      break;

    case

    "ob_incharge":

      include("sideob.php");

      break;

    default:

  } ?>

  </div>
  </div>
  <div id="left">
    <div id="img_b"></div>
  <center>

```

```

                <?php
                    $first_name=$_POST['first_name'];
                    $middle_name=$_POST['middle_name'];
                    $last_name=$_POST['last_name'];
                    $birth_date=$_POST['birth_date'];
                    //
                    $age=$_POST['age'];
                    $gender=$_POST['gender'];
                    $mobile_number=$_POST['mobile_number'];
                    $phone_number=$_POST['phone_number'];
                    $email=$_POST['email'];
                    $username=$_POST['username'];
                    $password=$_POST['password'];
                    $newpw =
                    $_POST['newpw'];
                    $retypepw =
                    $_POST['retypepw'];
                    $today = date("Y-
                    m-d");
                    list($y,$m,$d) =
                    explode("-", $birth_date);
                    $years = date("Y")
                    - $y;
                    if(date("md") < $m.
                    $d) $years--;
                    $age = $years;
                    if($newpw!=""){
                    if($newpw != $retypepw){
                    echo '<h1>Passwords did not match.</h1><br>';
                    echo '<form>
                    <br><input type="button"
                    value="Return to previous page"
                    onClick="javascript:history.go(-1)" />
                    </form>';
                    }else{
                    $password = $newpw;
                    }
                    }else{
                    echo
                    '<h1>Successfully updated your account
                    details.</h1><br>';
                    $sql = "SELECT *
                    FROM user_table WHERE username = '$user'";
                    $result =
                    mysql_query($sql);
                    while ($row =
                    mysql_fetch_array($result)){
                    $id =
                    $row['personID'];
                    $result2
                    = mysql_query("UPDATE user_table SET
                    username='$username', password='$password' WHERE
                    personID = '$id'");
                    echo
                    '<fieldset><table width="350" size=5 cellpadding="3"
                    cellspacing="3">
                    <tr
                    class="trblue">
                    <td class="tdfont">Username:</td>
                    <td>'. $row['username'].'</td>
                    </tr>
                    <tr>
                    <td class="tdfont">Password:</td>
                    <td><input type=password readonly value="'.
                    $row['password'].'"></td>
                    </tr>
                    </table><br><br>';
                    }
                    $result1 =
                    mysql_query("UPDATE person_table SET
                    first_name='$first_name', middle_name='$middle_name',
                    last_name='$last_name',
                    birth_date='$birth_date', age='$age',
                    gender='$gender', mobile_number='$mobile_number',
                    phone_number='$phone_number',
                    email='$email' WHERE personID='$id'");
                    $view =
                    mysql_query("SELECT * FROM person_table WHERE
                    personID = '$id'");
                    while ($row1 =
                    mysql_fetch_array($view)){
                    echo
                    '<table width="350" cellpadding="3" cellspacing="3">
                    <tr
                    class="trblue">
                    <td class="tdfont">First Name:</td>
                    <td>'. $row1['first_name'].'</td>
                    </tr>
                    <tr>
                    <td class="tdfont">Middle Name:</td>

```

```

<td>$.Srow1['middle_name'].</td>
</tr>
<tr
class="trblue">
<td class="tdfont">Last Name:</td>
<td>$.Srow1['last_name'].</td>
</tr>
<tr>
<td class="tdfont">Birth Date:</td>
<td>$.Srow1['birth_date'].</td>
</tr>
<tr
class="trblue">
<td class="tdfont">Age:</td>
<td>$.Srow1['age'].</td>
</tr>
<tr>
<td class="tdfont">Gender:</td>
<td>$.Srow1['gender'].</td>
</tr>
<tr
class="trblue">
<td class="tdfont">Mobile Number:</td>
<td>$.Srow1['mobile_number'].</td>
</tr>
<tr>
<td class="tdfont">Phone Number:</td>
<td>$.Srow1['phone_number'].</td>
</tr>
<tr
class="trblue">
<td class="tdfont">Email Address:</td>
<td>$.Srow1['email'].</td>
</tr>
</table></fieldset><br>
<br>
<br><input type="button" value="Edit Account"
onClick="javascript:history.go(-1)" />
</form>;
}
}
?>
</center>
</div>
<div style="clear: both"></div>

```

```

</div>
<!-- content ends -->
<div id="mainbot"></div>
</div>
<?php include("footer.php"); ?>
</div>
</body>
</html>

updateaccountform.php
<?php include("constant.php"); ?>
<!DOCTYPE html PUBLIC "-//W3C//DTD XHTML 1.0
Strict//EN" "http://www.w3.org/TR/xhtml1/DTD/xhtml1-
strict.dtd">
<html xmlns="http://www.w3.org/1999/xhtml">
<head>
<meta http-equiv="content-type" content="text/html;
charset=utf-8" />
<title>MPRESH</title>
<meta name="keywords" content="" />
<meta name="description" content="" />
<link href="styles.css" rel="stylesheet" type="text/css"
media="screen" />
</head>
<body>
<table class="ds_box" cellpadding="0" cellspacing="0"
id="ds_conclass" style="display: none;">
<tr><td id="ds_calclass">
</td></tr>
</table>

<script type="text/javascript">

// Set the initial date.
var ds_i_date = new Date();
ds_c_month = ds_i_date.getMonth() + 1;
ds_c_year = ds_i_date.getFullYear();

// Get Element By Id
function ds_getel(id) {
return document.getElementById(id);
}

// Get the left and the top of the element.
function ds_getleft(el) {
var tmp = el.offsetLeft;
el = el.offsetParent
while(el) {
tmp += el.offsetLeft;
el = el.offsetParent;
}
return tmp;
}
function ds_gettop(el) {
var tmp = el.offsetTop;
el = el.offsetParent
while(el) {
tmp += el.offsetTop;
el = el.offsetParent;
}
}
}

```

```

        return tmp;
    }

    // Output Element
    var ds_oe = ds_getel('ds_calclass');
    // Container
    var ds_ce = ds_getel('ds_conclass');

    // Output Buffering
    var ds_ob = "";
    function ds_ob_clean() {
        ds_ob = "";
    }
    function ds_ob_flush() {
        ds_oe.innerHTML = ds_ob;
        ds_ob_clean();
    }
    function ds_echo(t) {
        ds_ob += t;
    }

    var ds_element; // Text Element...

    var ds_monthnames = [
    'January', 'February', 'March', 'April', 'May', 'June',
    'July', 'August', 'September', 'October', 'November',
    'December'
    ]; // You can translate it for your language.

    var ds_daynames = [
    'Sun', 'Mon', 'Tue', 'Wed', 'Thu', 'Fri', 'Sat'
    ]; // You can translate it for your language.

    // Calendar template
    function ds_template_main_above(t) {
        return '<table cellpadding="3" cellspacing="1"
class="ds_tbl">
        + '<tr>
                + '<td class="ds_head" style="cursor:
pointer" onclick="ds_py();"><<<</td>'
                + '<td class="ds_head" style="cursor:
pointer" onclick="ds_pm();"><<<</td>'
                + '<td class="ds_head" style="cursor:
pointer" onclick="ds_hi();" colspan="3">[Close]</td>'
                + '<td class="ds_head" style="cursor:
pointer" onclick="ds_nm();">>>></td>'
                + '<td class="ds_head" style="cursor:
pointer" onclick="ds_ny();">>>></td>'
                + '</tr>'
                + '<tr>
                + '<td colspan="7" class="ds_head">'
                + t + '</td>'
                + '</tr>'
                + '</tr>'
                + '</tr>'
        }

    function ds_template_day_row(t) {
        return '<td class="ds_subhead">' + t + '</td>';
        // Define width in CSS, XHTML 1.0 Strict
        // doesn't have width property for it.
    }

```

```

function ds_template_new_week() {
    return '</tr><tr>';
}

function ds_template_blank_cell(colspan) {
    return '<td colspan="' + colspan + '"></td>'
}

function ds_template_day(d, m, y) {
    return '<td class="ds_cell" onclick="ds_onclick('
+ d + ',' + m + ',' + y + ')">' + d + '</td>';
    // Define width the day row.
}

function ds_template_main_below() {
    return '</tr>'
        + '</table>';
}

// This one draws calendar...
function ds_draw_calendar(m, y) {
    // First clean the output buffer.
    ds_ob_clean();
    // Here we go, do the header
    ds_echo
(ds_template_main_above(ds_monthnames[m - 1] + '' +
y));
    for (i = 0; i < 7; i++) {
        ds_echo
(ds_template_day_row(ds_daynames[i]));
    }
    // Make a date object.
    var ds_dc_date = new Date();
    ds_dc_date.setMonth(m - 1);
    ds_dc_date.setFullYear(y);
    ds_dc_date.setDate(1);
    if (m == 1 || m == 3 || m == 5 || m == 7 || m == 8 ||
m == 10 || m == 12) {
        days = 31;
    } else if (m == 4 || m == 6 || m == 9 || m == 11) {
        days = 30;
    } else {
        days = (y % 4 == 0) ? 29 : 28;
    }
    var first_day = ds_dc_date.getDay();
    var first_loop = 1;
    // Start the first week
    ds_echo (ds_template_new_week());
    // If sunday is not the first day of the month,
    // make a blank cell...
    if (first_day != 0) {
        ds_echo
(ds_template_blank_cell(first_day));
    }
    var j = first_day;
    for (i = 0; i < days; i++) {
        // Today is sunday, make a new week.
        // If this sunday is the first day of the
        month,
        // we've made a new row for you
        already.
        if (j == 0 && !first_loop) {

```

```

                // New week!!
                ds_echo
(ds_template_new_week());
            }
            // Make a row of that day!
            ds_echo (ds_template_day(i + 1, m,
y));
            // This is not first loop anymore...
            first_loop = 0;
            // What is the next day?
            j ++;
            j %= 7;
        }
        // Do the footer
        ds_echo (ds_template_main_below());
        // And let's display..
        ds_ob_flush();
        // Scroll it into view.
        ds_ce.scrollToView();
    }

// A function to show the calendar.
// When user click on the date, it will set the content of t.
function ds_sh(t) {
    // Set the element to set...
    ds_element = t;
    // Make a new date, and set the current month and
year.
    var ds_sh_date = new Date();
    ds_c_month = ds_sh_date.getMonth() + 1;
    ds_c_year = ds_sh_date.getFullYear();
    // Draw the calendar
    ds_draw_calendar(ds_c_month, ds_c_year);
    // To change the position properly, we must show
it first.
    ds_ce.style.display = "";
    // Move the calendar container!
    the_left = ds_getleft(t);
    the_top = ds_gettop(t) + t.offsetTop;
    ds_ce.style.left = the_left + 'px';
    ds_ce.style.top = the_top + 'px';
    // Scroll it into view.
    ds_ce.scrollToView();
}

// Hide the calendar.
function ds_hi() {
    ds_ce.style.display = 'none';
}

// Moves to the next month...
function ds_nm() {
    // Increase the current month.
    ds_c_month ++;
    // We have passed December, let's go to the next
year.
    // Increase the current year, and set the current
month to January.
    if (ds_c_month > 12) {
        ds_c_month = 1;
        ds_c_year ++;
    }

                // Redraw the calendar.
                ds_draw_calendar(ds_c_month, ds_c_year);
            }

// Moves to the previous month...
function ds_pm() {
    ds_c_month = ds_c_month - 1; // Can't use dash-
dash here, it will make the page invalid.
    // We have passed January, let's go back to the
previous year.
    // Decrease the current year, and set the current
month to December.
    if (ds_c_month < 1) {
        ds_c_month = 12;
        ds_c_year = ds_c_year - 1; // Can't use
dash-dash here, it will make the page invalid.
    }
    // Redraw the calendar.
    ds_draw_calendar(ds_c_month, ds_c_year);
}

// Moves to the next year...
function ds_ny() {
    // Increase the current year.
    ds_c_year ++;
    // Redraw the calendar.
    ds_draw_calendar(ds_c_month, ds_c_year);
}

// Moves to the previous year...
function ds_py() {
    // Decrease the current year.
    ds_c_year = ds_c_year - 1; // Can't use dash-dash
here, it will make the page invalid.
    // Redraw the calendar.
    ds_draw_calendar(ds_c_month, ds_c_year);
}

// Format the date to output.
function ds_format_date(d, m, y) {
    // 2 digits month.
    m2 = '00' + m;
    m2 = m2.substr(m2.length - 2);
    // 2 digits day.
    d2 = '00' + d;
    d2 = d2.substr(d2.length - 2);
    // YYYY-MM-DD
    return y + '-' + m2 + '-' + d2;
}

// When the user clicks the day.
function ds_onclick(d, m, y) {
    // Hide the calendar.
    ds_hi();
    // Set the value of it, if we can.
    if (typeof(ds_element.value) != 'undefined') {
        ds_element.value = ds_format_date(d,
m, y);
    }
    // Maybe we want to set the HTML in it.
    } else if (typeof(ds_element.innerHTML) !=
'undefined') {

```



```

                ds_element.innerHTML =
ds_format_date(d, m, y);                                </ul>
    // I don't know how should we display it, just        </div>
    alert it to user.                                    <?php
    } else {
        alert (ds_format_date(d, m, y));                switch($type){
    }                                                    case
}                                                        "patient":
// And here is the end.                                include ("sidepatient.php");
// ]]> -->                                             break;
</script>                                             case
<div id="bg">
<?php include("header.php"); ?>
<div id="main">
<div id="maintop"></div>                                             break;
<!-- content begins -->                                case
<div id="content">
    <div id="right">
    <div id="archives">
        <h2>Welcome
        <?php
            switch($type){
                case "patient":
                    if($gender == "female"){
                        echo ''. $pname.'</img>';
                    } else echo ''. $pname.'</img>'; break;
                case "obstetrician":
                    if($gender == "female"){
                        echo
''. $pname.'</img>';
                    } else echo ''. $pname.'</img>'; break;
                default: echo ''. $pname.'</img>'; break;
            }
        }
        <?>!
        </h2>
        <div id="tit_b">
        <ul>
            <li><a href="logout.php">LOG-
OUT</a></li>

```

```

        <td class="tdfont">Password:</td>

        <td><input type=password name="password"
value="".$row['password'].'" /></td>
        </tr>
class="trblue">
        <td class="tdfont">New Password:</td>
        <td><input type=password name="newpw"
/></td>
        </tr>
        <td class="tdfont">Confirm Password:</td>
        <td><input type=password name="retypepw"
/></td>
        </tr>

</table><br><br>;
    }

    $sql1 = "SELECT
* FROM person_table WHERE personID = '$id'";
mysql_query($sql1);
    while ($row1 =
mysql_fetch_array($result1)){
        echo
'<table width="350" cellpadding="3" cellspacing="3">
class="trblue">

        <td class="tdfont">First Name:</td>

        <td><input type=text name="first_name"
value="".$row1['first_name'].'" /></td>
        </tr>
        <td class=""tdfont">Middle Name:</td>
        <td><input type=text name="middle_name"
value="".$row1['middle_name'].'" /></td>
        </tr>
class="trblue">
        <td class="tdfont">Last Name:</td>
        <td><input type=text name="last_name"
value="".$row1['last_name'].'" /></td>
        </tr>
        <td class="tdfont">Birth Date:</td>
        <td><input readonly="readonly" type="text"
name="birth_date" onclick="ds_sh(this);"

```

```

        style="cursor: text" value="".
$row1['birth_date'].'" /></td>
        </tr>
class="trblue">
        <td class="tdfont">Age:</td>
        <td><input type=text name="age" value="".
$row1['age'].'" /></td>
        </tr>
        <td class="tdfont">Gender:</td>;
        if($row1['gender'] == "male"){
            echo '<td><input type=radio
name="gender" value="male" checked />Male</td></tr>
            <tr><td></td><td><input
type=radio name="gender" value="female"
/>Female</td></tr>;
        }
        else {
            echo '<td><input type=radio
name="gender" value="male" />Male</td></tr>
            <tr><td></td><td><input
type=radio name="gender" value="female" checked
/>Female</td></tr>;
        }
        echo '</tr>
class="trblue">
        <td class="tdfont">Mobile Number:</td>
        <td><input type=text name="mobile_number"
value="".$row1['mobile_number'].'" /></td>
        </tr>
        <td class="tdfont">Phone Number:</td>
        <td><input type=text name="phone_number"
value="".$row1['phone_number'].'" /></td>
        </tr>
class="trblue">
        <td class="tdfont">Email Address:</td>
        <td><input type=text size=25 name="email"
value="".$row1['email'].'" /></td>
        </tr>;

```

```

                                echo
'</table></fieldset><br>';
                                echo '<p
align=center><input type="submit" name="submit"
value="Update Account details" /></form>';
                                }
                                ?>
                                </center>
                                </div>
                                <div style="clear: both"></div>
</div>
<!-- content ends -->
<div id="mainbot"></div>
</div>
<?php include("footer.php"); ?>
</div>
</body>
</html>

```

updatehospital.php

```

<?php include("constant.php"); ?>
<!DOCTYPE html PUBLIC "-//W3C//DTD XHTML 1.0
Strict//EN" "http://www.w3.org/TR/xhtml1/DTD/xhtml1-
strict.dtd">
<html xmlns="http://www.w3.org/1999/xhtml">
<head>

<meta http-equiv="content-type" content="text/html;
charset=utf-8" />
<title>MPRESH</title>
<meta name="keywords" content="" />
<meta name="description" content="" />
<link href="styles.css" rel="stylesheet" type="text/css"
media="screen" />
</head>
<body>

<div id="bg">

<?php include("header.php"); ?>

<div id="main">
<div id="maintop"></div>
<!-- content begins -->
<div id="content">
    <div id="right">
    <div id="archives">
                                <h2>Welcome
                                <?php

                                switch($stype){

                                case "patient":

                                if($gender == "female"){

                                echo ''. $pname.'</img>';

```

```

                                }else echo ''. $pname.'</img>'; break;

                                case "obstetrician":

                                if($gender == "female"){

                                echo

                                '. $pname.'</img>';

                                }else echo ''. $pname.'</img>'; break;

                                default: echo ''. $pname.'</img>'; break;

                                }

                                ?>!

                                </h2>

                                <div id="tit_b">

                                <ul>

                                <li><a href="logout.php">LOG-
OUT</a></li>

                                </ul>

                                </div>
                                <?php

                                switch($stype){

                                case

                                "patient":

                                include ("sidepatient.php");

                                break;

                                case

                                "hospital_admin":

                                include("sidehospital.php");

                                break;

                                case

                                "obstetrician":

                                include("sidedoctor.php");

                                break;

                                case

                                "ob_incharge":

                                include("sideob.php");

                                break;

                                default:

                                } ?>

                                </div>
                                </div>
                                <div id="left">

```

```

        <div id="img_b"></div>
    </center>
        <?php
            $hospital_name =
$_POST['hospital_name'];
            $hospital_add =
$_POST['hospital_add'];

            echo
'<h1>Successfully updated your personal
profile.</h1><br>';

            $sql = "SELECT *
FROM user_table WHERE username = '$user'";
            $result =
mysql_query($sql);

            while ($row =
mysql_fetch_array($result)){
                $id =
                $result1 =
mysql_query("UPDATE hospital_table SET
hospital_name='$hospital_name',
hospital_add='$hospital_add' WHERE hospitalID='$id'");

                $view =
mysql_query("SELECT * FROM hospital_table WHERE
hospitalID = '$id'");

                while ($row1 =
mysql_fetch_array($view)){
                    echo
'<fieldset class="normal"><table width="400"
cellpadding="3" cellspacing="3">
                <tr class="trblue">
                    <td class="tdfont">Hospital
Name:</td>
                    <td>'.
$row1['hospital_name'].'</td>
                </tr>
                <tr>
                    <td class="tdfont">Hospital
Address:</td>
                    <td>'.
$row1['hospital_add'].'</td>
                </tr>';
                echo '</table></fieldset><br>';
            }
        </form>
        <br><input type="button" value="Edit
Account" onClick="javascript:history.go(-1)" />
    
```

```

    </form>;
}
    </center>
</div>
<div style="clear: both"></div>
</div>
<!-- content ends -->
<div id="mainbot"></div>
</div>
<?php include("footer.php"); ?>
</div>
</body>
</html>

updatehospitalform.php
<?php include("constant.php"); ?>
<!DOCTYPE html PUBLIC "-//W3C//DTD XHTML 1.0
Strict//EN" "http://www.w3.org/TR/xhtml1/DTD/xhtml1-
strict.dtd">
<html xmlns="http://www.w3.org/1999/xhtml">
<head>
    <meta http-equiv="content-type" content="text/html;
charset=utf-8" />
    <title>MPRESH</title>
    <meta name="keywords" content="" />
    <meta name="description" content="" />
    <link href="styles.css" rel="stylesheet" type="text/css"
media="screen" />
</head>
<body>
    <div id="bg">
    <?php include("header.php"); ?>
    <div id="main">
    <div id="maintop"></div>
    <!-- content begins -->
    <div id="content">
        <div id="right">
            <div id="archives">
                <h2>Welcome
                <?php
                    switch($utype){
                        case "patient":
                            if($gender == "female"){
                                echo ''. $pname.'</img>';
                            }else echo ''. $pname.'</img>'; break;
                        case "obstetrician":
    
```

```

        if($gender == "female"){
            echo
            ''.$sname.</img>';
        } else echo ''.$sname.</img>'; break;

        default: echo ''.$sname.</img>'; break;
    }
    ?>!
    </h2>
    <div id="tit_b">
    <ul>
    <li><a href="logout.php">LOG-
OUT</a></li>
    </ul>
    </div>
    <?php
switch($satype){
    case
"patient":
        include ("sidepatient.php");
        break;
    case
"hospital_admin":
        include("sidehospital.php");
        break;
    case
"obstetrician":
        include("sidedoctor.php");
        break;
    case
"ob_incharge":
        include("sideob.php");
        break;
    default:
        break;
} ?>
</div>
</div>
<div id="left">
    <div id="img_b"></div>
    <center><fieldset class="normal">
        <legend>Update Profile</legend>
        <?php
            $sql = "SELECT *
            FROM user_table WHERE username = '$user'";
            $result =
            mysql_query($sql);
            while ($row =
            mysql_fetch_array($result)){
                $id =
                $row['personID'];
            }
            $sql1 = "SELECT
            * FROM hospital_table WHERE hospitalID = '$id'";
            $result1 =
            mysql_query($sql1);
            while ($row1 =
            mysql_fetch_array($result1)){
                echo
                '<form method="post" action="updatehospital.php">';
                echo
                '<table width="400" cellpadding="3" cellspacing="3">
                <tr class="trblue">
                <td class="tdfont">Hospital
                Name:</td>
                <td><input type="text"
                name="hospital_name" size=40 value="'.
                $row1['hospital_name'].'" /></td>
                </tr>
                <tr>
                <td class="tdfont">Hospital
                Address:</td>
                <td><input type="text"
                name="hospital_add" size=40 value="'.
                $row1['hospital_add'].'" /></td>
                </tr>';
                echo '</table></fieldset><br>';
                echo '<p
                align=center><input type="submit" name="submit"
                value="Update Profile" /></form>';
            }
            ?>
            </center>
        </div>
        <div style="clear: both"></div>
    </div>
    <!-- content ends -->
    <div id="mainbot"></div>
    </div>
    <?php include("footer.php"); ?>
    </div>
    </body>
    </html>

```

updatepatient.php

```
<?php include("constant.php"); ?>
<!DOCTYPE html PUBLIC "-//W3C//DTD XHTML 1.0
Strict//EN" "http://www.w3.org/TR/xhtml1/DTD/xhtml1-
strict.dtd">
<html xmlns="http://www.w3.org/1999/xhtml">
<head>

<meta http-equiv="content-type" content="text/html;
charset=utf-8" />
<title>MPRESH</title>
<meta name="keywords" content="" />
<meta name="description" content="" />
<link href="styles.css" rel="stylesheet" type="text/css"
media="screen" />
</head>
<body>

<div id="bg">

<?php include("header.php"); ?>

<div id="main">
<div id="maintop"></div>
<!-- content begins -->
<div id="content">
    <div id="right">
        <div id="archives">
            <h2>Welcome
            <?php

                switch($stype){

                    case "patient":

                        if($ugender == "female"){

                            echo ''. $pname.'</img>';

                            }else echo ''. $pname.'</img>'; break;

                    case "obstetrician":

                        if($ugender == "female"){

                            echo
''. $pname.'</img>';

                            }else echo ''. $pname.'</img>'; break;

                            default: echo ''. $pname.'</img>'; break;

                        }

                    ?>

            </h2>

            <div id="tit_b">
```

```
</ul>

        <li><a href="logout.php">LOG-
OUT</a></li>

    </ul>

</div>
<?php

    switch($stype){

        case

"patient":

            include ("sidepatient.php");

            break;

        case

"hospital_admin":

            include("sidehospital.php");

            break;

        case

"obstetrician":

            include("sidedoctor.php");

            break;

        case

"ob_incharge":

            include("sideob.php");

            break;

        default:

    } ?>

</div>
</div>
<div id="left">
    <div id="img_b"></div>
</div>
<center>

<?php

    $civil_status =
    $occupation =
    $street =
    $city =
    $province =
    $physician =

    echo
'<h1>Successfully updated your personal profile.</h1>';
```

```

FROM user_table WHERE username = '$user';
mysql_query($sql);
mysql_fetch_array($result){
    $row['personID'];
}
mysql_query("UPDATE patient_table SET
civil_status='$civil_status', occupation='$occupation',
street='$street',
city='$city', province='$province'
WHERE personID='$id'");
mysql_query("SELECT * FROM patient_table WHERE
personID = '$id'");
mysql_fetch_array($view){
    echo
'<fieldset class="normal"><table width="400"
cellpadding="3" cellspacing="3">
    <tr class="trblue">
        <td class="tdfont">Civil
status:</td>
        <td>'.
$row1['civil_status'].</td>
    </tr>
    <tr>
        <td
class="tdfont">Occupation:</td>
        <td>'.
$row1['occupation'].</td>
    </tr>
    <tr class="trblue">
        <td
class="tdfont">Street:</td>
        <td>'. $row1['street'].</td>
    </tr>
    <tr>
        <td
class="tdfont">City:</td>
        <td>'. $row1['city'].</td>
    </tr>
    </table><br>
    <input type="button" value="Edit
Account" onClick="javascript:history.go(-1)" />
    </form>';
}
?>
</center>
</div>
<div style="clear: both"></div>
</div>
<!-- content ends -->
<div id="mainbot"></div>
</div>
<?php include("footer.php"); ?>
</div>
</body>
</html>

updatepatientform.php
<?php include("constant.php"); ?>
<!DOCTYPE html PUBLIC "-//W3C//DTD XHTML 1.0
Strict//EN" "http://www.w3.org/TR/xhtml1/DTD/xhtml1-
strict.dtd">
<html xmlns="http://www.w3.org/1999/xhtml">
<head>
<meta http-equiv="content-type" content="text/html;
charset=utf-8" />
<title>MPRESH</title>
<meta name="keywords" content="" />
<meta name="description" content="" />
<link href="styles.css" rel="stylesheet" type="text/css"
media="screen" />
</head>
<body>
<div id="bg">
<?php include("header.php"); ?>
<div id="main">
<div id="maintop"></div>
<!-- content begins -->

```

```

<div id="content">
  <div id="right">
    <div id="archives">
      <h2>Welcome
    </h2>
    <?php
      switch($stype){
        case "patient":
          if($gender == "female"){
            echo ''. $pname.'</img>';
          } else echo ''. $pname.'</img>'; break;
          case "obstetrician":
            if($gender == "female"){
              echo
''. $pname.'</img>';
            } else echo ''. $pname.'</img>'; break;
            default: echo ''. $pname.'</img>'; break;
          }
        }
      }
    </div>
    <div id="tit_b">
      <ul>
        <li><a href="logout.php">LOG-
OUT</a></li>
      </ul>
    </div>
    <?php
      switch($stype){
        case
"patient":
          include ("sidepatient.php");
          break;
        case
"hospital_admin":
          include("sidehospital.php");
          break;
        case
"obstetrician":
          include("sidedoctor.php");

```



```

elseif($row1['civil_status'] ==
"married"){
    echo '<td><input type=radio
name="civil_status" value="single" />Single</td></tr>
    <tr><td></td><td><input
type=radio name="civil_status" value="married"
checked />Married</td></tr>
    <tr><td></td><td><input
type=radio name="civil_status" value="divorced"
/>Divorced</td></tr>;
    }
else{
    echo '<td><input type=radio
name="civil_status" value="single" />Single</td></tr>
    <tr><td></td><td><input
type=radio name="civil_status" value="married"
/>Married</td></tr>
    <tr><td></td><td><input
type=radio name="civil_status" value="divorced"
checked />Divorced</td></tr>;
    }
    echo '</tr>
    <tr>
        <td
class="tdfont">Occupation:</td>
        <td><input type=text
name="occupation" value="".$row1['occupation'].'" /></td>
    </tr>
    <tr class="trblue">
        <td
class="tdfont">Street:</td>
        <td><input type=text
name="street" size=30 value="".$row1['street'].'" /></td>
    </tr>
    <tr>
        <td
class="tdfont">City:</td>
        <td><input type=text
name="city" value="".$row1['city'].'" /></td>
    </tr>

```

```

<tr class="trblue">
    <td
class="tdfont">Province:</td>
    <td><input type=text
name="province" value="".$row1['province'].'" /></td>
</tr>;
    echo '</table></fieldset><br>';
    echo '<p
align=center><input type="submit" name="submit"
value="Update Profile" /></form>';
    }
?>
</center>
</div>
<div style="clear: both"></div>
</div>
<!-- content ends -->
<div id="mainbot"></div>
</div>
<?php include("footer.php"); ?>
</div>
</body>
</html>

```

updatephysician.php

```

<?php include("constant.php"); ?>
<!DOCTYPE html PUBLIC "-//W3C//DTD XHTML 1.0
Strict//EN" "http://www.w3.org/TR/xhtml1/DTD/xhtml1-
strict.dtd">
<html xmlns="http://www.w3.org/1999/xhtml">
<head>
    <meta http-equiv="content-type" content="text/html;
charset=utf-8" />
    <title>MPRESH</title>
    <meta name="keywords" content="" />
    <meta name="description" content="" />
    <link href="styles.css" rel="stylesheet" type="text/css"
media="screen" />
</head>
<body>
    <div id="bg">
        <?php include("header.php"); ?>
        <div id="main">
            <div id="maintop"></div>
            <!-- content begins -->
            <div id="content">
                <div id="right">
                    <div id="archives">
                        <h2>Welcome
                    </?php

```

```

switch($stype){
    case "patient":
        if($gender == "female"){
            echo ''. $pname.'</img>';
        }else echo ''. $pname.'</img>'; break;
        case "obstetrician":
            if($gender == "female"){
                echo
''. $pname.'</img>';
            }else echo ''. $pname.'</img>'; break;
            default: echo ''. $pname.'</img>'; break;
        }
    }
}
?>!
</h2>
<div id="tit_b">
<ul>
<li><a href="logout.php">LOG-
OUT</a></li>
</ul>
</div>
<?php
switch($stype){
    case
"patient":
        include ("sidepatient.php");
        break;
    case
"hospital_admin":
        include("sidehospital.php");
        break;
    case
"obstetrician":
        include("sidedoctor.php");
        break;
    case
"ob_incharge":

```

```

include("sideob.php");
break;
default:
} ?>
</div>
</div>
<div id="left">
<div id="img_b"></div>
<center>
<?php
    $civil_status =
    $address =
    $add_details =
    $consultation =
    $specialization =
    $civil_status =
    $address =
    $add_details =
    $consultation =
    $specialization =
    echo
'<h1>Successfully updated your personal profile.</h1>';
    $sql = "SELECT *
FROM user_table WHERE username = '$user'";
    $result =
    mysql_query($sql);
    while ($row =
    mysql_fetch_array($result)){
        $id =
        $row['personID'];
    }
    $result1 =
    mysql_query("UPDATE physician_table SET
civil_status='$civil_status', address='$address',
add_details='$add_details',
consultation='$consultation',
specialization='$specialization' WHERE
physicianID='$id'");
    $view =
    mysql_query("SELECT * FROM physician_table WHERE
physicianID = '$id'");
    while ($row1 =
    mysql_fetch_array($view)){
        echo
'<fieldset class="normal"><table cellpadding="3"
cellspacing="3">
<tr class="trblue">
<td class="tdfont">Civil
Status:</td>

```

```

        <td>'.
$row1['civil_status'].</td>
    </tr>
</tr>
    <td>'.
class="tdfont">Address:</td>
        <td>'. $row1['address'].</td>
    </tr>
<tr class="trblue">
    <td>'.
class="tdfont">Consultation Hours:</td>
        <td>'.
$row1['consultation'].</td>
    </tr>
</tr>
    <td>'.
class="tdfont">Specialization:</td>
        <td>'.
$row1['specialization'].</td>
    </tr>
<tr class="trblue">
    <td class="tdfont">Other
Details:</td>
        <td><textarea
readonly=readonly rows=10 cols=34>'.
$row1['add_details'].</textarea></td>
    </tr>;
    echo '</table></fieldset><br>';
    echo
'<form>
    <br><input type="button" value="Edit
Account" onClick="javascript:history.go(-1)" />
    </form>';
        }
    </center>
</div>
<div style="clear: both"></div>
</div>
<!-- content ends -->

```

```

<div id="mainbot"></div>
</div>
<?php include("footer.php"); ?>
</div>
</body>
</html>

```

updatephysicianform.php

```

<?php include("constant.php"); ?>
<!DOCTYPE html PUBLIC "-//W3C//DTD XHTML 1.0
Strict//EN" "http://www.w3.org/TR/xhtml1/DTD/xhtml1-
strict.dtd">
<html xmlns="http://www.w3.org/1999/xhtml">
<head>
    <meta http-equiv="content-type" content="text/html;
charset=utf-8" />
    <title>MPRESH</title>
    <meta name="keywords" content="" />
    <meta name="description" content="" />
    <link href="styles.css" rel="stylesheet" type="text/css"
media="screen" />
</head>
<body>
    <div id="bg">
        <?php include("header.php"); ?>
        <div id="main">
            <div id="maintop"></div>
            <!-- content begins -->
            <div id="content">
                <div id="right">
                    <div id="archives">
                        <h2>Welcome
                        <?php
                            switch($stype){
                                case "patient":
                                    if($gender == "female"){
                                        echo ''. $pname.</img>';
                                    }else echo ''. $pname.</img>'; break;
                                case "obstetrician":
                                    if($gender == "female"){
                                        echo
''. $pname.</img>';
                                    }else echo ''. $pname.</img>'; break;

```

```

        default: echo ''. $pname.'</img>'; break;
    }
    }>
    </h2>
    <div id="tit_b">
    <ul>
        <li><a href="logout.php">LOG-
OUT</a></li>
    </ul>
    </div>
    <?php
switch($stype){
    case
"patient":
        include ("sidepatient.php");
        break;
    case
"hospital_admin":
        include("sidehospital.php");
        break;
    case
"obstetrician":
        include("sidedoctor.php");
        break;
    case
"ob_incharge":
        include("sideob.php");
        break;
    default:
break;
} ?>
</div>
</div>
<div id="left">
    <div id="img_b"></div>
    <center><fieldset class="normal">
        <legend>Update Profile</legend>
        <?php
            $sql = "SELECT *
FROM user_table WHERE username = '$user'";
            $result =
mysql_query($sql);
            while ($row =
mysql_fetch_array($result)){
                $id =
$row['personID'];
                $sql1 = "SELECT
* FROM physician_table WHERE physicianID = '$id'";
                $result1 =
mysql_query($sql1);
                while ($row1 =
mysql_fetch_array($result1)){
                    echo
'<form method="post" action="updatephysician.php">';
                    echo
'<table cellpadding="3" cellspacing="3">
<tr class="trblue">
<td>Civil Status:</td>';
                    if($row1['civil_status'] == "single"){
                        echo '<td><input type=radio
name="civil_status" value="single" checked
/>Single</td></tr>
<tr><td></td><td><input
type=radio name="civil_status" value="married"
/>Married</td></tr>
<tr><td></td><td><input
type=radio name="civil_status" value="divorced"
/>Divorced</td></tr>';
                    }
                    elseif($row1['civil_status'] ==
"married"){
                        echo '<td><input type=radio
name="civil_status" value="single" />Single</td></tr>
<tr><td></td><td><input
type=radio name="civil_status" value="married"
checked />Married</td></tr>
<tr><td></td><td><input
type=radio name="civil_status" value="divorced"
/>Divorced</td></tr>';
                    }
                    else{
                        echo '<td><input type=radio
name="civil_status" value="single" />Single</td></tr>
<tr><td></td><td><input
type=radio name="civil_status" value="married"
/>Married</td></tr>
<tr><td></td><td><input
type=radio name="civil_status" value="divorced"
checked />Divorced</td></tr>';
                    }
                }
            }
        }
    }

```

```

        echo '</tr>'

        <tr>
            <td>Address:</td>
            <td><input type="text"
name="address" size=53 value="".$row1['address'].
/></td>
        </tr>
        <tr class="trblue">
            <td>Consultation
Hours:</td>
            <td><textarea
name="consultation" rows=10 cols=40 value="".
$row1['consultation'].
"$row1['consultation'].</textarea></td>
        </tr>
        <tr>
            <td>Specialization:</td>
            <td><textarea
name="specialization" rows=5 cols=40 value="".
$row1['specialization'].
"$row1['specialization'].</textarea></td>
        </tr>
        <tr class="trblue">
            <td>Other details:</td>
            <td><textarea
name="add_details" rows=10 cols=40 value="".
$row1['add_details'].
"$row1['add_details'].</textarea></td>
        </tr>;
        echo '</table></fieldset><br>';
        echo '<p
align=center><input type="submit" name="submit"
value="Update Profile" /></form>';
    } ?>
    </center>
</div>
<div style="clear: both"></div>
</div>
<!-- content ends -->
<div id="mainbot"></div>
</div>
<?php include("footer.php"); ?>
</div>
</body>

```

```

</html>

updaterequest.php
<?php include("constant.php"); ?>
<!DOCTYPE html PUBLIC "-//W3C//DTD XHTML 1.0
Strict//EN" "http://www.w3.org/TR/xhtml1/DTD/xhtml1-
strict.dtd">
<html xmlns="http://www.w3.org/1999/xhtml">
<head>
    <meta http-equiv="content-type" content="text/html;
charset=utf-8" />
    <title>MPRESH</title>
    <meta name="keywords" content="" />
    <meta name="description" content="" />
    <link href="styles.css" rel="stylesheet" type="text/css"
media="screen" />
</head>
<body>
    <div id="bg">
        <?php if($type=="sys_admin"){
            echo '<div id="header">
                <div id="logo"><h1><a
href="#">MPRESH</a></h1></div>
                <div id="buttons">
                    <ul>
                        <li class="first"><a
href="adminpage.php" title="">HOME</a></li>
                        <li><a href="viewusers.php"
title="">ACTIVATED</a></li>
                        <li><a
href="deactivatedusers.php"
title="">DEACTIVATED</a></li>
                        <li><a href="request.php"
title="">REQUESTS</a></li>
                        <li><a href="mpresh.php"
title="">DOWNLOAD</a></li>
                        <li><a
href="adminaccount.php" title="">ACCOUNT</a></li>
                    </ul>
                </div>
            </div>;
        }
        else include("header.php");?>
    <div id="main">
    <div id="maintop"></div>
    <!-- content begins -->
    <div id="content">
        <div id="right">
        <div id="archives">
            <h2>Welcome
            <?php
                switch($type){
                    case "patient":
                        if($gender == "female"){

```

```

        echo ''.$pname.'</img>';

        }else echo ''.$pname.'</img>'; break;

        case "obstetrician":

            if($ugender == "female"){

                echo
''.$pname.'</img>';

                }else echo ''.$pname.'</img>'; break;

                default: echo ''.$pname.'</img>'; break;

            }

            ?>

            </h2>

            <div id="tit_b">

            <ul>

            <li><a href="logout.php">LOG-
OUT</a></li>

            </ul>

            </div>
            <?php

            switch($utype){

            case

            "patient":

                include ("sidepatient.php");

                break;

            case

            "hospital_admin":

                include("sidehospital.php");

                break;

            case

            "obstetrician":

                include("sidedoctor.php");

                break;

            case

            "ob_incharge":

                include("sideob.php");

                break;

            default:

            break;

            } ?>

```

```

        </div>
        </div>
        <div id="left">
            <div id="img_b"></div>
            <center>
                <?php
                    $sql = "SELECT *
FROM user_table WHERE username = '$user'";
                    $result =
                        mysql_query($sql);
                    while ($row =
                        mysql_fetch_array($result)){
                        $id =
                            $row['personID'];
                        $type =
                            $row['user_type'];
                    }
                    $personID =
                        $_POST['personID'];
                    echo "<h1>You
have accepted requests from the following:</h1><br>";
                    foreach ($personID
as $person) {
                        $sql =
                            mysql_query("SELECT * from person_table WHERE
personID = '$person'");
                        while($row =
                            mysql_fetch_array($sql)){
                            $accepted =
                                $row['personID'];
                            $name =
                                $row['first_name'] ." " . $row['last_name'];
                        }
                        echo '<h1>- ' .
                            $name.'</h1>';

                            if($type ==
                                "hospital_admin"){
                                    $selname
= mysql_query("SELECT * FROM user_table WHERE
personID = '$accepted'");
                                    $srow =
                                        mysql_fetch_array($selname);

                                        if($srow['user_type'] == "patient"){

                                            mysql_query("UPDATE patient_table SET
hospitalID='$id' WHERE personID = '$accepted'");

                                            mysql_query("DELETE FROM request_table
WHERE personID = '$accepted' AND requestID = '$id'");
                                        }else{

                                            mysql_query("INSERT INTO
hospdoctor_table(physicianID, hospitalID)
VALUES('$accepted','$id')");

                                            mysql_query("DELETE FROM request_table
WHERE personID = '$accepted' AND requestID = '$id'");
                                        }
                                }
                    }
            }
        }
    }

```

```

                                if($type ==
"obstetrician"){
                                mysql_query("UPDATE patient_table SET
physicianID='$id' WHERE personID = '$accepted'");
                                mysql_query("DELETE FROM request_table
WHERE personID = '$accepted' AND requestID = '$id'");
                                }
                                if($type ==
"sys_admin"){
                                mysql_query("UPDATE user_table SET status =
1 WHERE personID = '$accepted'");
                                mysql_query("DELETE FROM request_table
WHERE personID = '$accepted' AND requestID = '$id'");
                                }
                                }
                                ?>
                                </center>
                                </div>
                                <div style="clear: both"></div>
</div>
<!-- content ends -->
<div id="mainbot"></div>
</div>
<?php include("footer.php"); ?>
</div>
</body>
</html>

```

view.php

```

<?php include("constant.php"); ?>
<!DOCTYPE html PUBLIC "-//W3C//DTD XHTML 1.0
Strict//EN" "http://www.w3.org/TR/xhtml1/DTD/xhtml1-
strict.dtd">
<html xmlns="http://www.w3.org/1999/xhtml">
<head>
<meta http-equiv="content-type" content="text/html;
charset=utf-8" />
<title>MPRESH</title>
<meta name="keywords" content="" />
<meta name="description" content="" />
<link href="styles.css" rel="stylesheet" type="text/css"
media="screen" />
</head>
<body>
<div id="bg">
<?php include("header.php"); ?>
<div id="main">
<div id="maintop"></div>
<!-- content begins -->
<div id="content">
<div id="right">
<div id="archives">

```

```

                                <h2>Welcome
                                <?php
                                switch($type){
                                case "patient":
                                if($gender == "female"){
                                echo ''. $pname.'</img>';
                                }else echo ''. $pname.'</img>'; break;
                                case "obstetrician":
                                if($gender == "female"){
                                echo
''. $pname.'</img>';
                                }else echo ''. $pname.'</img>'; break;
                                default: echo ''. $pname.'</img>'; break;
                                }
                                ?>
                                </h2>
                                <div id="tit_b">
                                <ul>
                                <li><a href="logout.php">LOG-
OUT</a></li>
                                </ul>
                                </div>
                                <?php
                                switch($type){
                                case
"patient":
                                include ("sidepatient.php");
                                break;
                                case
"hospital_admin":
                                include("sidehospital.php");
                                break;
                                case
"obstetrician":
                                include("sidedoctor.php");
                                break;

```

```

"ob_incharge": case <div id="mainbot">
break; </div>
break; </div>
<div id="left"> <?php include("footer.php"); ?>
<div id="img_b"></div> </div>
<center><fieldset class="normal"> </body>
<?php </html>
$illness =
$_GET['name']; $sql =
mysql_query("SELECT * FROM illness_table WHERE <div id="main">
illness_name LIKE '$illness%'"); while($row = <div id="maintop"> <!-- content begins -->
echo <div id="right">
'<legend>'. $row['illness_name'].'</legend> <div id="archives">
<table width=450 cellspacing=10 <h2>Welcome
cellpadding=10 <tr class="trblue"> <?php
<td class="tdfont">Description</td> </div> <div id="bg">
<td>'. <?php include("header.php"); ?>
$row['description'].'</td> <div id="main"> <div id="content">
</tr> <div id="right"> <div id="archives">
<tr class="trblue"> <h2>Welcome
class="tdfont">Treatment</td> <div id="bg"> <div id="content"> <div id="archives">
<td>'. $row['treatment'].'</td> <div id="main"> <div id="content"> <div id="archives">
</tr> <div id="bg"> <div id="content"> <div id="archives">
</table></fieldset>; <div id="bg"> <div id="content"> <div id="archives">
} <div id="main"> <div id="content"> <div id="archives">
echo '<form> <div id="bg"> <div id="content"> <div id="archives">
<br><input type="button" <div id="main"> <div id="content"> <div id="archives">
value="Return to previous page" <div id="bg"> <div id="content"> <div id="archives">
onClick="javascript:history.go(-1)" /> <div id="main"> <div id="content"> <div id="archives">
</form>'; <div id="bg"> <div id="content"> <div id="archives">
?> <div id="main"> <div id="content"> <div id="archives">
</center> <div id="bg"> <div id="content"> <div id="archives">
</div> <div id="main"> <div id="content"> <div id="archives">
<div style="clear: both"></div> <div id="bg"> <div id="content"> <div id="archives">
</div> <div id="main"> <div id="content"> <div id="archives">
<!-- content ends --> <div id="bg"> <div id="content"> <div id="archives">

```



```

        default: echo ''. $pname.'</img>'; break;
    }
    }>
    </h2>
    <div id="tit_b">
    <ul>
        <li><a href="logout.php">LOG-
OUT</a></li>
    </ul>
    </div>
    <?php
switch($stype){
case
"patient":
    include ("sidepatient.php");
    break;
case
"hospital_admin":
    include("sidehospital.php");
    break;
case
"obstetrician":
    include("sidedoctor.php");
    break;
case
"ob_incharge":
    include("sideob.php");
    break;
default:
} ?>
</div>
</div>
<div id="left">
    <div id="img_b"></div>
</div>
    <?php
    $pid = $_GET['id'];
    $name =
mysql_query("SELECT * FROM person_table WHERE
personID = '$pid'");
    $prow =
mysql_fetch_array($name);
    echo '<fieldset
class=normal><legend>Obstetrician: '.
$prow['first_name']. " ". $prow['last_name'].'</legend>

```

```

width=450 cellpadding=3 cellspacing=3>;
    $viewdoc =
mysql_query("SELECT * FROM physician_table WHERE
physicianID = '$pid'");
    while($vrow =
mysql_fetch_array($viewdoc)){
        echo '<tr
class=trblue>
        <td class=tdfont>Details:</td>
        <td>'. $vrow['add_details'].'</td>
        </tr>
        <tr>
        <td class=tdfont>Specialization:</td>
        <td>'. $vrow['specialization'].'</td>
        </tr>
        <tr>
        <td class=tdfont>Consultation Hours:</td>
        <td>'. $vrow['consultation'].'</td>
        </tr>
        </table></fieldset>;
        }
    echo '<form>
        <br><input type="button"
value="Return to previous page"
onClick="javascript:history.go(-1)" />
        </form>;
        </center>
        </div>
        <div style="clear: both"></div>
    </div>
    <!-- content ends -->
    <div id="mainbot"></div>
    </div>
    <?php include("footer.php"); ?>
    </div>
    </body>
    </html>

viewpatientlist.php
<?php include('constant.php');?>

<!DOCTYPE html PUBLIC "-//W3C//DTD XHTML 1.0
Strict//EN" "http://www.w3.org/TR/xhtml1/DTD/xhtml1-
strict.dtd">
<html xmlns="http://www.w3.org/1999/xhtml">
<head>
<meta http-equiv="content-type" content="text/html;
charset=utf-8" />
<title>MPRESH</title>

```

```

<meta name="keywords" content="" />
<meta name="description" content="" />
<link href="styles.css" rel="stylesheet" type="text/css"
media="screen" />
</head>
<body>
<div id="bg">
<?php include("header.php"); ?>
<div id="main">
<div id="maintop"></div>
<!-- content begins -->
<div id="content">
    <div id="right">
        <div id="archives">
            <h2>Welcome
            <?php
                switch($stype){
                    case "patient":
                        if($ugender == "female"){
                            echo ''. $pname.'</img>';
                        } else echo ''. $pname.'</img>'; break;
                    case "obstetrician":
                        if($ugender == "female"){
                            echo
''. $pname.'</img>';
                        } else echo ''. $pname.'</img>'; break;
                    default: echo ''. $pname.'</img>'; break;
                }
            }
            </h2>
            <div id="tit_b">
                <ul>
                    <li><a href="logout.php">LOG-
OUT</a></li>
                </ul>
            </div>
            <?php
                switch($stype){
                    case
"patient":
                        include ("sidepatient.php");
                        break;
                    case
"hospital_admin":

```

```

include("sidehospital.php");
break;
case
"obstetrician":
    include("sidedoctor.php");
    break;
case
"ob_incharge":
    include("sideob.php");
    break;
default:
} ?>
</div>
</div>
<div id="left">
    <div id="img_b"></div>
    <center>
        <?php
            $viewdoc =
mysql_query("SELECT * FROM patient_table WHERE
physicianID = '$id' AND hospitalID = '$hchoose'");
            $count =
mysql_num_rows($viewdoc);
            if($count == 0) echo
"<h1>No patients registered.</h1>";
            else{
                echo '<table>';
                $ctr = 1;
                echo '
                <table
width=350 cellspacing=3 cellpadding=3>
                <tr class="trblue">
                <td></img></td>
                <td class="tdfont">Patient Name</td>
                </tr>';
                while($vrow =
mysql_fetch_array($viewdoc)){
                    $docid =
                    $vrow['personID'];
                    $namesql
= mysql_query("SELECT * FROM person_table WHERE
personID = '$docid'");
                    while($nrow = mysql_fetch_array($namesql)){
                        echo '<tr>
                            <td>'. $ctr.'</td>
                            <td><a href="viewpatientrecord.php?
pid='.$nrow['personID'].'">'. $nrow['first_name'].' ".
                            $nrow['last_name'].'</a></td>
                            </tr>';
                            $ctr++;
                        }
                    }
                echo '</table>';
            }
        }
    }
    </center>
</div>
<div style="clear: both"></div>

```

```

</div>
<!-- content ends -->
<div id="mainbot"></div>
</div>
<?php include("footer.php"); ?>
</div>
</body>
</html>

```

viewpatientrecord.php

```

<?php include('constant.php'); ?>
<!DOCTYPE html PUBLIC "-//W3C//DTD XHTML 1.0
Strict//EN" "http://www.w3.org/TR/xhtml1/DTD/xhtml1-
strict.dtd">
<html xmlns="http://www.w3.org/1999/xhtml">
<head>

<meta http-equiv="content-type" content="text/html;
charset=utf-8" />
<title>MPRESH</title>
<meta name="keywords" content="" />
<meta name="description" content="" />
<link href="styles.css" rel="stylesheet" type="text/css"
media="screen" />

</head>
<body>

<div id="bg">

<?php include("header.php"); ?>

<div id="main">
<div id="maintop"></div>
<!-- content begins -->
<div id="content">
    <div id="right">
    <div id="archives">
        <h2>Welcome
        <?php

switch($satype){

    case "patient":

        if($sugender == "female"){

            echo ''. $sname.'</img>';

        } else echo ''. $sname.'</img>'; break;

    case "obstetrician":

        if($sugender == "female"){

            echo

            '. $sname.'</img>';

```

```

        } else echo ''. $sname.'</img>'; break;

        default: echo ''. $sname.'</img>'; break;

        }

        ?>

</h2>

<div id="tit_b">

<ul>

    <li><a href="logout.php">LOG-
OUT</a></li>

</ul>

</div>
<?php

switch($satype){

    case

"patient":

    include ("sidepatient.php");

    break;

    case

"hospital_admin":

    include("sidehospital.php");

    break;

    case

"obstetrician":

    include("sidedoctor.php");

    break;

    case

"ob_incharge":

    include("sideob.php");

    break;

    default:

} ?>

</div>
</div>
<div id="left">
    <div id="img_b"></div>
    <center>

<?php

    $rowsPerPage = 5;

    // by

    default we show first page

    $pageNum = 1;

```

```

if(isset($_GET['page'])) {
    // $pageNum = clean($_GET['page']);
    $pageNum = $_GET['page'];
}
($pageNum - 1) * $rowsPerPage;
== "patient"){
    $pid = $id;
    $result= mysql_query("SELECT * FROM
    planner_table WHERE personID = '$pid' ORDER BY
    recordNo limit $offset, $rowsPerPage");
} else {
    $pid = $_GET['pid'];
    $result= mysql_query("SELECT * FROM
    planner_table WHERE personID = '$pid' AND hospitalID
    = '$hchoose' AND physicianID = '$id' ORDER BY
    recordNo limit $offset, $rowsPerPage");
}
$select =
mysql_query("SELECT * FROM person_table WHERE
personID = '$pid'");
while($srow = mysql_fetch_array($select))
$name = $srow['first_name']." ".$srow['last_name'];
if($count
= mysql_num_rows($result) == 0) echo '<h1>There are no
records yet.</h1>';
else {
    print "<center><fieldset
class='normal'><legend>Patient: ".$name."</legend>
<table width=450 cellpadding=3 cellspacing=3>
<tr bgcolor='lightblue' align='center'>
<td class='tdfont'><a
href='viewpatientrecord.php?
Sort=date_entered#lrecords'>Consultation Date</a></td>
<td class='tdfont'><a
href='viewpatientrecord.php?
Sort=last_consult#lrecords'>Last Consultation</a></td>
<td class='tdfont'><a
href='viewpatientrecord.php?
Sort=next_consult#lrecords'>Next Consultation</a></td>
<td></td>
</tr>";
while($srow = mysql_fetch_array($result)){
        echo '<tr align="center">';
        echo '<td>'. $srow['date_entered']. '</td>';
        echo '<td>'.
        $srow['last_consultation']. '</td>';
        echo '<td>'.
        $srow['next_consultation']. '</td>';
        echo '<td><a href="fullrecord.php?
        pid='.$pid.'&no='.$srow['recordNo'].'" target=_blank>View
        more..</a></td>';
        print "</tr>";
    }
    print "</table></fieldset></center><br>";
    // how many rows we have in database
    $query="select count(*) as numrows from planner_table
    WHERE personID = '$pid'";
    $result
    = mysql_query($query) or die('Error, query failed');
    $srow =
    mysql_fetch_array($result, MYSQL_ASSOC);
    $numrows = $srow['numrows'];
    if($numrows == 1) print "<hr><br><center>There is
    $numrows existing record.";
    else
    print "<hr><br><center>There are a total of $numrows
    records.";
    // how
    many pages we have when using paging?
    $maxPage = ceil($numrows/$rowsPerPage);
    if($numrows > 5){
        print
        "<br>You are now in page $pageNum.</center>";
        // print
        the link to access each page
        echo
        "<br><center>Go to page : ";
        for($page = 1; $page <= $maxPage; $page++) {
            echo "<a href='viewpatientrecord.php?
            page=$page&Sort=$Sort#lrecords'>$page</a> ";
        }
        $page=$page-1;
    }
}

```

```

        }
        ?>
    </center>
</div>
<div style="clear: both"></div>
</div>
<!-- content ends -->
<div id="mainbot"></div>
</div>
<?php include("footer.php"); ?>
</div>
</body>
</html>

```

viewplanner.php

```

<?php
session_start();
include("config.php");
include("planner.php");
$month = $_GET['month'];
$year = $_GET['year'];
$my = $year . '-'. $month . '-';
?>
<html>
<body>
    <?php
        switch($month){
            case "01":
                echo "<h1>Month of
January</h1>";
                break;
            case "02":
                echo "<h1>Month of
February</h1>";
                break;
            case "03":
                echo "<h1>Month of
March</h1>";
                break;
            case "04":
                echo "<h1>Month of
April</h1>";
                break;
            case "05":
                echo "<h1>Month of
May</h1>";
                break;
            case "06":
                echo "<h1>Month of
June</h1>";
                break;
            case "07":
                echo "<h1>Month of
July</h1>";
                break;
            case "08":
                echo "<h1>Month of
August</h1>";
                break;
            case "09":

```

```

                echo "<h1>Month of
September</h1>";
                break;
            case "10":
                echo "<h1>Month of
October</h1>";
                break;
            case "11":
                echo "<h1>Month of
November</h1>";
                break;
            case "12":
                echo "<h1>Month of
December</h1>";
                break;
        }
    ?>
    <br><table align=center border="1"
bordercolor="#FFCC00" style="background-
color:#FFFFCC" width="400" cellpadding="2"
cellspacing="2">
        <tr>
            <td>
                <form method="post"
action="viewrecord.php" target="newwin"
METHOD="POST" style="margin: 0px" onsubmit =
"return
window.open('viewrecord.php','newwin','toolbar=no,locatio
n=no,directories=no,status=no,menubar=no,resizable=yes,c
opyhistory=no,scrollbars=yes,width=500,height=500')">
                    <input
type="hidden" name="my" value="<?php echo $my.'01'; ?
"> />
                    <input type=submit
value="1" />
                </form></td>
            <td>
                <form method="post"
action="viewrecord.php" target="newwin"
METHOD="POST" style="margin: 0px" onsubmit =
"return
window.open('viewrecord.php','newwin','toolbar=no,locatio
n=no,directories=no,status=no,menubar=no,resizable=yes,c
opyhistory=no,scrollbars=yes,width=500,height=500')">
                    <input
type="hidden" name="my" value="<?php echo $my.'02'; ?
"> />
                    <input type=submit
value="2" />
                </form></td>
            <td>
                <form method="post"
action="viewrecord.php" target="newwin"
METHOD="POST" style="margin: 0px" onsubmit =
"return
window.open('viewrecord.php','newwin','toolbar=no,locatio
n=no,directories=no,status=no,menubar=no,resizable=yes,c
opyhistory=no,scrollbars=yes,width=500,height=500')">
                    <input
type="hidden" name="my" value="<?php echo $my.'03'; ?
"> />

```

```

value="3" />
</form></td>
<td>
<form method="post"
action="viewrecord.php" target="newwin"
METHOD="POST" style="margin: 0px" onsubmit =
"return
window.open('viewrecord.php','newwin','toolbar=no,locatio
n=no,directories=no,status=no,menubar=no,resizable=yes,c
opyhistory=no,scrollbars=yes,width=500,height=500')">
<input
type="hidden" name="my" value="<?php echo $my.'04'; ?
">" />
<input type="submit"
value="4" />
</form></td>
<td>
<form method="post"
action="viewrecord.php" target="newwin"
METHOD="POST" style="margin: 0px" onsubmit =
"return
window.open('viewrecord.php','newwin','toolbar=no,locatio
n=no,directories=no,status=no,menubar=no,resizable=yes,c
opyhistory=no,scrollbars=yes,width=500,height=500')">
<input
type="hidden" name="my" value="<?php echo $my.'05'; ?
">" />
<input type="submit"
value="5" />
</form></td>
<td>
<form method="post"
action="viewrecord.php" target="newwin"
METHOD="POST" style="margin: 0px" onsubmit =
"return
window.open('viewrecord.php','newwin','toolbar=no,locatio
n=no,directories=no,status=no,menubar=no,resizable=yes,c
opyhistory=no,scrollbars=yes,width=500,height=500')">
<input
type="hidden" name="my" value="<?php echo $my.'06'; ?
">" />
<input type="submit"
value="6" />
</form></td>
<td>
<form method="post"
action="viewrecord.php" target="newwin"
METHOD="POST" style="margin: 0px" onsubmit =
"return
window.open('viewrecord.php','newwin','toolbar=no,locatio
n=no,directories=no,status=no,menubar=no,resizable=yes,c
opyhistory=no,scrollbars=yes,width=500,height=500')">
<input
type="hidden" name="my" value="<?php echo $my.'07'; ?
">" />
<input type="submit"
value="7" />
</form></td>
</tr>
<tr>
<td>

```

```

<form method="post"
action="viewrecord.php" target="newwin"
METHOD="POST" style="margin: 0px" onsubmit =
"return
window.open('viewrecord.php','newwin','toolbar=no,locatio
n=no,directories=no,status=no,menubar=no,resizable=yes,c
opyhistory=no,scrollbars=yes,width=500,height=500')">
<input
type="hidden" name="my" value="<?php echo $my.'08'; ?
">" />
<input type="submit"
value="8" />
</form></td>
<td>
<form method="post"
action="viewrecord.php" target="newwin"
METHOD="POST" style="margin: 0px" onsubmit =
"return
window.open('viewrecord.php','newwin','toolbar=no,locatio
n=no,directories=no,status=no,menubar=no,resizable=yes,c
opyhistory=no,scrollbars=yes,width=500,height=500')">
<input
type="hidden" name="my" value="<?php echo $my.'09'; ?
">" />
<input type="submit"
value="9" />
</form></td>
<td>
<form method="post"
action="viewrecord.php" target="newwin"
METHOD="POST" style="margin: 0px" onsubmit =
"return
window.open('viewrecord.php','newwin','toolbar=no,locatio
n=no,directories=no,status=no,menubar=no,resizable=yes,c
opyhistory=no,scrollbars=yes,width=500,height=500')">
<input
type="hidden" name="my" value="<?php echo $my.'10'; ?
">" />
<input type="submit"
value="10" />
</form></td>
<td>
<form method="post"
action="viewrecord.php" target="newwin"
METHOD="POST" style="margin: 0px" onsubmit =
"return
window.open('viewrecord.php','newwin','toolbar=no,locatio
n=no,directories=no,status=no,menubar=no,resizable=yes,c
opyhistory=no,scrollbars=yes,width=500,height=500')">
<input
type="hidden" name="my" value="<?php echo $my.'11'; ?
">" />
<input type="submit"
value="11" />
</form></td>
<td>
<form method="post"
action="viewrecord.php" target="newwin"
METHOD="POST" style="margin: 0px" onsubmit =
"return
window.open('viewrecord.php','newwin','toolbar=no,locatio

```

```

n=no,directories=no,status=no,menubar=no,resizable=yes,c
opyhistory=no,scrollbars=yes,width=500,height=500)">
        <input
type="hidden" name="my" value="<?php echo $my.'12'; ?
>" />
        <input type=submit
value="12" />
    </form></td>
<td>
    <form method="post"
action="viewrecord.php" target="newwin"
METHOD="POST" style="margin: 0px" onsubmit =
"return
window.open('viewrecord.php','newwin','toolbar=no,locatio
n=no,directories=no,status=no,menubar=no,resizable=yes,c
opyhistory=no,scrollbars=yes,width=500,height=500)'">
        <input
type="hidden" name="my" value="<?php echo $my.'13'; ?
>" />
        <input type=submit
value="13" />
    </form></td>
<td>
    <form method="post"
action="viewrecord.php" target="newwin"
METHOD="POST" style="margin: 0px" onsubmit =
"return
window.open('viewrecord.php','newwin','toolbar=no,locatio
n=no,directories=no,status=no,menubar=no,resizable=yes,c
opyhistory=no,scrollbars=yes,width=500,height=500)'">
        <input
type="hidden" name="my" value="<?php echo $my.'14'; ?
>" />
        <input type=submit
value="14" />
    </form></td>
</tr>
<tr>
<td>
    <form method="post"
action="viewrecord.php" target="newwin"
METHOD="POST" style="margin: 0px" onsubmit =
"return
window.open('viewrecord.php','newwin','toolbar=no,locatio
n=no,directories=no,status=no,menubar=no,resizable=yes,c
opyhistory=no,scrollbars=yes,width=500,height=500)'">
        <input
type="hidden" name="my" value="<?php echo $my.'15'; ?
>" />
        <input type=submit
value="15" />
    </form></td>
<td>
    <form method="post"
action="viewrecord.php" target="newwin"
METHOD="POST" style="margin: 0px" onsubmit =
"return
window.open('viewrecord.php','newwin','toolbar=no,locatio
n=no,directories=no,status=no,menubar=no,resizable=yes,c
opyhistory=no,scrollbars=yes,width=500,height=500)'">

```

```

        <input
type="hidden" name="my" value="<?php echo $my.'16'; ?
>" />
        <input type=submit
value="16" />
    </form></td>
<td>
    <form method="post"
action="viewrecord.php" target="newwin"
METHOD="POST" style="margin: 0px" onsubmit =
"return
window.open('viewrecord.php','newwin','toolbar=no,locatio
n=no,directories=no,status=no,menubar=no,resizable=yes,c
opyhistory=no,scrollbars=yes,width=500,height=500)'">
        <input
type="hidden" name="my" value="<?php echo $my.'17'; ?
>" />
        <input type=submit
value="17" />
    </form></td>
<td>
    <form method="post"
action="viewrecord.php" target="newwin"
METHOD="POST" style="margin: 0px" onsubmit =
"return
window.open('viewrecord.php','newwin','toolbar=no,locatio
n=no,directories=no,status=no,menubar=no,resizable=yes,c
opyhistory=no,scrollbars=yes,width=500,height=500)'">
        <input
type="hidden" name="my" value="<?php echo $my.'18'; ?
>" />
        <input type=submit
value="18" />
    </form></td>
<td>
    <form method="post"
action="viewrecord.php" target="newwin"
METHOD="POST" style="margin: 0px" onsubmit =
"return
window.open('viewrecord.php','newwin','toolbar=no,locatio
n=no,directories=no,status=no,menubar=no,resizable=yes,c
opyhistory=no,scrollbars=yes,width=500,height=500)'">
        <input
type="hidden" name="my" value="<?php echo $my.'19'; ?
>" />
        <input type=submit
value="19" />
    </form></td>
<td>
    <form method="post"
action="viewrecord.php" target="newwin"
METHOD="POST" style="margin: 0px" onsubmit =
"return
window.open('viewrecord.php','newwin','toolbar=no,locatio
n=no,directories=no,status=no,menubar=no,resizable=yes,c
opyhistory=no,scrollbars=yes,width=500,height=500)'">
        <input
type="hidden" name="my" value="<?php echo $my.'20'; ?
>" />
        <input type=submit
value="20" />
    </form></td>

```

```

                <td>
                    <form method="post"
action="viewrecord.php" target="newwin"
METHOD="POST" style="margin: 0px" onsubmit =
"return
window.open('viewrecord.php','newwin','toolbar=no,locatio
n=no,directories=no,status=no,menubar=no,resizable=yes,c
opyhistory=no,scrollbars=yes,width=500,height=500')">
                        <input
type="hidden" name="my" value="<?php echo $my.'21'; ?
>" />
                    <input type=submit
value="21" />
                </form></td>
            </tr>
            <tr>
                <td>
                    <form method="post"
action="viewrecord.php" target="newwin"
METHOD="POST" style="margin: 0px" onsubmit =
"return
window.open('viewrecord.php','newwin','toolbar=no,locatio
n=no,directories=no,status=no,menubar=no,resizable=yes,c
opyhistory=no,scrollbars=yes,width=500,height=500')">
                        <input
type="hidden" name="my" value="<?php echo $my.'22'; ?
>" />
                    <input type=submit
value="22" />
                </form></td>
            <td>
                    <form method="post"
action="viewrecord.php" target="newwin"
METHOD="POST" style="margin: 0px" onsubmit =
"return
window.open('viewrecord.php','newwin','toolbar=no,locatio
n=no,directories=no,status=no,menubar=no,resizable=yes,c
opyhistory=no,scrollbars=yes,width=500,height=500')">
                        <input
type="hidden" name="my" value="<?php echo $my.'23'; ?
>" />
                    <input type=submit
value="23" />
                </form></td>
            <td>
                    <form method="post"
action="viewrecord.php" target="newwin"
METHOD="POST" style="margin: 0px" onsubmit =
"return
window.open('viewrecord.php','newwin','toolbar=no,locatio
n=no,directories=no,status=no,menubar=no,resizable=yes,c
opyhistory=no,scrollbars=yes,width=500,height=500')">
                        <input
type="hidden" name="my" value="<?php echo $my.'24'; ?
>" />
                    <input type=submit
value="24" />
                </form></td>
            <td>
                    <form method="post"
action="viewrecord.php" target="newwin"
METHOD="POST" style="margin: 0px" onsubmit =

```

```

"return
window.open('viewrecord.php','newwin','toolbar=no,locatio
n=no,directories=no,status=no,menubar=no,resizable=yes,c
opyhistory=no,scrollbars=yes,width=500,height=500')">
                        <input
type="hidden" name="my" value="<?php echo $my.'25'; ?
>" />
                    <input type=submit
value="25" />
                </form></td>
            <td>
                    <form method="post"
action="viewrecord.php" target="newwin"
METHOD="POST" style="margin: 0px" onsubmit =
"return
window.open('viewrecord.php','newwin','toolbar=no,locatio
n=no,directories=no,status=no,menubar=no,resizable=yes,c
opyhistory=no,scrollbars=yes,width=500,height=500')">
                        <input
type="hidden" name="my" value="<?php echo $my.'26'; ?
>" />
                    <input type=submit
value="26" />
                </form></td>
            <td>
                    <form method="post"
action="viewrecord.php" target="newwin"
METHOD="POST" style="margin: 0px" onsubmit =
"return
window.open('viewrecord.php','newwin','toolbar=no,locatio
n=no,directories=no,status=no,menubar=no,resizable=yes,c
opyhistory=no,scrollbars=yes,width=500,height=500')">
                        <input
type="hidden" name="my" value="<?php echo $my.'27'; ?
>" />
                    <input type=submit
value="27" />
                </form></td>
            <td>
                    <form method="post"
action="viewrecord.php" target="newwin"
METHOD="POST" style="margin: 0px" onsubmit =
"return
window.open('viewrecord.php','newwin','toolbar=no,locatio
n=no,directories=no,status=no,menubar=no,resizable=yes,c
opyhistory=no,scrollbars=yes,width=500,height=500')">
                        <input type="hidden"
name="my" value="<?php echo $my.'28'; ?>" />
                    <input type=submit
value="28" />
                </form></td>
            </tr>
            <tr>
                <td>
                    <form method="post"
action="viewrecord.php" target="newwin"
METHOD="POST" style="margin: 0px" onsubmit =
"return
window.open('viewrecord.php','newwin','toolbar=no,locatio
n=no,directories=no,status=no,menubar=no,resizable=yes,c
opyhistory=no,scrollbars=yes,width=500,height=500')">

```



```

        <input
type="hidden" name="my" value="<?php echo $my.'29'; ?
>" />
        <input type="submit"
value="29" />
    </form></td>
<td>
    <form method="post"
action="viewrecord.php" target="newwin"
METHOD="POST" style="margin: 0px" onsubmit =
"return
window.open('viewrecord.php','newwin','toolbar=no,locatio
n=no,directories=no,status=no,menubar=no,resizable=yes,c
opyhistory=no,scrollbars=yes,width=500,height=500')">
        <input
type="hidden" name="my" value="<?php echo $my.'30'; ?
>" />
        <input type="submit"
value="30" />
    </form></td>
<td>
    <form method="post"
action="viewrecord.php" target="newwin"
METHOD="POST" style="margin: 0px" onsubmit =
"return
window.open('viewrecord.php','newwin','toolbar=no,locatio
n=no,directories=no,status=no,menubar=no,resizable=yes,c
opyhistory=no,scrollbars=yes,width=500,height=500')">
        <input
type="hidden" name="my" value="<?php echo $my.'31'; ?
>" />
        <input type="submit"
value="31" />
    </form></td>
</tr></font>
</table>
</body>
</html>

```

viewpost.php

```

<?php include("constant.php"); ?>
<!DOCTYPE html PUBLIC "-//W3C//DTD XHTML 1.0
Strict//EN" "http://www.w3.org/TR/xhtml1/DTD/xhtml1-
strict.dtd">
<html xmlns="http://www.w3.org/1999/xhtml">
<head>
<meta http-equiv="content-type" content="text/html;
charset=utf-8" />
<title>MPRESH</title>
<meta name="keywords" content="" />
<meta name="description" content="" />
<link href="styles.css" rel="stylesheet" type="text/css"
media="screen" />
</head>
<body>
<div id="bg">
<?php include("header.php"); ?>
<div id="main">

```

```

<div id="maintop"></div>
<!-- content begins -->
<div id="content">
    <div id="right">
    <div id="archives">
        <h2>Welcome
        <?php
switch($stype){
    case "patient":
        if($gender == "female"){
            echo ''. $pname.'</img>';
        }else echo ''. $pname.'</img>'; break;
    case "obstetrician":
        if($gender == "female"){
            echo
''. $pname.'</img>';
        }else echo ''. $pname.'</img>'; break;
        default: echo ''. $pname.'</img>'; break;
    }
    ?>!
    </h2>
    <div id="tit_b">
    <ul>
        <li><a href="logout.php">LOG-
OUT</a></li>
    </ul>
    </div>
    <?php
switch($stype){
    case
"patient":
        include ("sidepatient.php");
        break;
    case
"hospital_admin":
        include("sidehospital.php");
        break;

```

```

"obstetrician":
    include("sidedoctor.php");
    break;
"ob_incharge":
    include("sideob.php");
    break;
break;
    </div>
    </div>
    <div id="left">
        <div id="img_b"></div>
        <?php
            $postNo =
            $date = date("Y-m-
            $view =
            mysql_query("SELECT * FROM forum_table WHERE
            postNo = '$postNo'");
            while($vrow =
            mysql_fetch_array($view)){
                $namesql =
            mysql_query("SELECT * FROM person_table WHERE
            personID = '$vrow[personID]'");
            while($nrow =
            mysql_fetch_array($namesql)){
                echo
            <div class="left">
                <b>Topic: </b>'. $vrow['topic']. <br>
                <b>Posted By: </b>'. $nrow['first_name']. " ".
            $nrow['last_name']. <br>
                <b>Date Posted:</b> ' . $vrow['date_posted'].
            </div><br>
            <fieldset class="normal">
                '. $vrow['message'].
            </fieldset><br>
            <form method=post>
                <table width=450 cellpadding=3
            cellspacing=3>
                    <tr>
                        <td
            class="tdfont">Reply message:</td>
        case
            <td><textarea
            name=msg cols=40 row=30></textarea></td>
        </tr>
    </table>
    case
        <center><input
        type=submit name=forum value="Post A Reply"></center>
        <input type=hidden
        name=id value='.$postNo.'>
        </form>;
    }
    }
    echo '<font
    color=green size=5px><b>REPLIES:</b></font>';
    $reply =
    mysql_query("SELECT * FROM reply_table WHERE
    postNo = '$postNo' ORDER BY date_sent DESC");
    while($rrow = mysql_fetch_array($reply)){
        $repid = $rrow['personID'];
        echo '<div class="left"><br><b>Date Posted:
        </b>'. $rrow['date_sent']. <br>';
        $getsql = mysql_query("SELECT * FROM
        person_table WHERE personID = '$repid'");
        while($repro = mysql_fetch_array($getsql)){
            echo '<b>Posted by: </b>'.
            $repro['first_name']. " ".
            $repro['last_name']. </div><br>';
            echo '<fieldset class="normal">
            '. $rrow['reply_text'].
            </fieldset><br>';
            echo '<div class="right">
            <form
            method=post>
                <input
                type=submit name=box value="Reply to ' .
                $repro['first_name']. "'>
                <input
                type=hidden name=id value='.$postNo.'>
                <input
                type=hidden name=postNo value='.$rrow['countNo']. '>
            </form></div>;

```

```

        $replyto = mysql_query("SELECT *
FROM replyto_table WHERE postNo =
'$rrow[countNo]");

```

```

        while($rrow =
mysql_fetch_array($replyto)){
            echo '<div
class="ileft"><br><b>Date Posted: </b>'.
$rrow['date_sent'];

```

```

                $reptoname =
mysql_query("SELECT * FROM person_table WHERE
personID = '$rrow[personID]");

```

```

                while($rtrow =
mysql_fetch_array($reptoname)){
                    echo
                    '<br><b>Posted by: </b>'. $rtrow['first_name']. " ".
                    $rtrow['last_name'].<br><br>';

```

```

                    echo '<fieldset
class="normal">
                    <b>Re:
                    <i>". $rrow['from_msg']. "</i></b><br><br>'.
                    $rrow['to_msg'].

```

```

                    </fieldset><br></div>';
                    echo '<div
class="lright">
                    <form
method=post>
                    <input
type=submit name=box value="Reply to '.
                    $rtrow['first_name']. "'>
                    <input
type=hidden name=id value='.$postNo.'>
                    <input
type=hidden name=postNo value='.$rrow['countNo'].>
                    <input
type=hidden name=prevNo value='.$rrow['countNo'].>
                    </form></div>';
                }
            }
        }
    }
}

```

```

if($_POST['forum']){

```

```

        $postID =
        $_POST['id'];
        $msg =
        $_POST['msg'];
        mysql_query("INSERT INTO
reply_table(postNo,personID,user_type,date_sent,reply_text)

```

```

VALUES('$postID','$id','$utype','$date','$msg)");

```

```

        echo '<META
HTTP-EQUIV=Refresh CONTENT="1">';
    }
    if($_POST['reply']){

```

```

        $postID =
        $_POST['postNo'];
        $prevID =
        $_POST['prevNo'];
        $msg =
        $_POST['msg'];
        if($prevID != 0){
            $getmsg
            = mysql_query("SELECT to_msg,countNo FROM
replyto_table WHERE countNo = '$prevID'");
            $remsg =
            mysql_fetch_array($getmsg);
            $fmsg =
            $remsg['to_msg'];
        }else{
            $getmsg
            = mysql_query("SELECT reply_text,countNo FROM
reply_table WHERE countNo = '$postID'");
            $remsg =
            mysql_fetch_array($getmsg);
            $fmsg =
            $remsg['reply_text'];
        }
    }
}

```

```

        mysql_query("INSERT INTO
replyto_table(prevNo,postNo,personID,user_type,date_sent
,from_msg,to_msg)

```

```

VALUES('$prevID','$postID','$id','$utype','$date','$fmsg','$
msg)");

```

```

        echo '<META
HTTP-EQUIV=Refresh CONTENT="1">';
    }
    if($_POST['box']){

```

```

        $postID =
        $_POST['postNo'];
        $prevID =
        $_POST['prevNo'];
        echo '<br><form
method=post>

```

```

        <table width=450 cellpadding=3
cellspacing=3>

```

```

        <tr>
            <td
class="tdfont">Reply message:</td>
            <td><textarea
name=msg cols=40 row=30></textarea></td>
        </tr>
    </table>

        <center><input
type=submit name=reply value="Post A Reply"></center>

        <input type=hidden
name=id value='.$postNo.'>

        <input type=hidden
name=postNo value='.$postID.'>

        <input type=hidden
name=prevNo value='.$prevID.'>
    </form>;
    }
    echo "<center><a
href='forum.php'><br>View Forum Posts</a></center>";
    ?>
</div>
<div style="clear: both"></div>
</div>
<!-- content ends -->
<div id="mainbot"></div>
</div>
<?php include("footer.php"); ?>
</div>
</body>
</html>

```

viewrecord.php

```

<?php
session_start();
if(!isset($_SESSION['username'])){
    header("location: index.php");
}
include ("config.php");
include ("style.css");
$user = $_SESSION['username'];
$my = $_GET['y']."-".$_GET['m']."-".$_GET['d'];

    $sqluser = mysql_query("SELECT * FROM
user_table WHERE username = '$user'");
    while($userrow = mysql_fetch_array($sqluser)){
        $sid = $userrow['personID'];
        $stype = $userrow['user_type'];
    }
    $sqlperson = mysql_query("SELECT * FROM
person_table WHERE personID='$sid'");

```

```

        while($rowper = mysql_fetch_array($sqlperson))
        {
            $pname = $rowper['first_name'];
            $gender = $rowper['gender'];
        }
    ?>
<!DOCTYPE html PUBLIC "-//W3C//DTD XHTML 1.0
Strict//EN" "http://www.w3.org/TR/xhtml1/DTD/xhtml1-
strict.dtd">
<html xmlns="http://www.w3.org/1999/xhtml">
<head>

<meta http-equiv="content-type" content="text/html;
charset=utf-8" />
<title>MPRESH</title>
<meta name="keywords" content="" />
<meta name="description" content="" />
<link href="styles.css" rel="stylesheet" type="text/css"
media="screen" />
</head>
<body>

<div id="bg">

<?php include("header.php"); ?>

<div id="main">
<div id="maintop"></div>
<!-- content begins -->
<div id="content">
<table class="ds_box" cellpadding="0" cellspacing="0"
id="ds_conclass" style="display: none;">
<tr><td id="ds_calclass">
</td></tr>
</table>

<script type="text/javascript">

// Set the initial date.
var ds_i_date = new Date();
ds_c_month = ds_i_date.getMonth() + 1;
ds_c_year = ds_i_date.getFullYear();

// Get Element By Id
function ds_getel(id) {
    return document.getElementById(id);
}

// Get the left and the top of the element.
function ds_getleft(el) {
    var tmp = el.offsetLeft;
    el = el.offsetParent
    while(el) {
        tmp += el.offsetLeft;
        el = el.offsetParent;
    }
    return tmp;
}
function ds_gettop(el) {
    var tmp = el.offsetTop;
    el = el.offsetParent

```

```

        while(el) {
            tmp += el.offsetTop;
            el = el.offsetParent;
        }
        return tmp;
    }

// Output Element
var ds_oe = ds_getel('ds_calclass');
// Container
var ds_ce = ds_getel('ds_conclass');

// Output Buffering
var ds_ob = "";
function ds_ob_clean() {
    ds_ob = "";
}
function ds_ob_flush() {
    ds_oe.innerHTML = ds_ob;
    ds_ob_clean();
}
function ds_echo(t) {
    ds_ob += t;
}

var ds_element; // Text Element...

var ds_monthnames = [
'January', 'February', 'March', 'April', 'May', 'June',
'July', 'August', 'September', 'October', 'November',
'December'
]; // You can translate it for your language.

var ds_daynames = [
'Sun', 'Mon', 'Tue', 'Wed', 'Thu', 'Fri', 'Sat'
]; // You can translate it for your language.

// Calendar template
function ds_template_main_above(t) {
    return '<table cellpadding="3" cellspacing="1"
class="ds_tbl">'
        + '<tr>'
            + '<td class="ds_head" style="cursor:
pointer" onclick="ds_py());"><<<</td>'
            + '<td class="ds_head" style="cursor:
pointer" onclick="ds_pm());"><<<</td>'
            + '<td class="ds_head" style="cursor:
pointer" onclick="ds_hi());" colspan="3">[Close]</td>'
            + '<td class="ds_head" style="cursor:
pointer" onclick="ds_nm());"><<<</td>'
            + '<td class="ds_head" style="cursor:
pointer" onclick="ds_ny());">>>></td>'
            + '</tr>'
        + '<tr>'
            + '<td colspan="7" class="ds_head">'
                + t + '</td>'
            + '</tr>'
            + '</tr>';
}

function ds_template_day_row(t) {
    return '<td class="ds_subhead">' + t + '</td>';
}

```

```

// Define width in CSS, XHTML 1.0 Strict
doesn't have width property for it.
}

function ds_template_new_week() {
    return '</tr><tr>';
}

function ds_template_blank_cell(colspan) {
    return '<td colspan="" + colspan + ""></td>'
}

function ds_template_day(d, m, y) {
    return '<td class="ds_cell" onclick="ds_onclick('
+ d + ',' + m + ',' + y + ')">' + d + '</td>';
    // Define width the day row.
}

function ds_template_main_below() {
    return '</tr>'
        + '</table>';
}

// This one draws calendar...
function ds_draw_calendar(m, y) {
    // First clean the output buffer.
    ds_ob_clean();
    // Here we go, do the header
    ds_echo
(ds_template_main_above(ds_monthnames[m - 1] + '' +
y));
    for (i = 0; i < 7; i++) {
        ds_echo
(ds_template_day_row(ds_daynames[i]));
    }
    // Make a date object.
    var ds_dc_date = new Date();
    ds_dc_date.setMonth(m - 1);
    ds_dc_date.setFullYear(y);
    ds_dc_date.setDate(1);
    if (m == 1 || m == 3 || m == 5 || m == 7 || m == 8 ||
m == 10 || m == 12) {
        days = 31;
    } else if (m == 4 || m == 6 || m == 9 || m == 11) {
        days = 30;
    } else {
        days = (y % 4 == 0) ? 29 : 28;
    }
    var first_day = ds_dc_date.getDay();
    var first_loop = 1;
    // Start the first week
    ds_echo (ds_template_new_week());
    // If sunday is not the first day of the month,
make a blank cell...
    if (first_day != 0) {
        ds_echo
(ds_template_blank_cell(first_day));
    }
    var j = first_day;
    for (i = 0; i < days; i++) {
        // Today is sunday, make a new week.

```

```

month,
already.
    // If this sunday is the first day of the
    // we've made a new row for you
    if (j == 0 && !first_loop) {
        // New week!!
        ds_echo
(ds_template_new_week());
    }
    // Make a row of that day!
    ds_echo (ds_template_day(i + 1, m,
y));
    // This is not first loop anymore...
    first_loop = 0;
    // What is the next day?
    j ++;
    j %= 7;
}
// Do the footer
ds_echo (ds_template_main_below());
// And let's display..
ds_ob_flush();
// Scroll it into view.
ds_ce.scrollIntoView();
}

// A function to show the calendar.
// When user click on the date, it will set the content of t.
function ds_sh(t) {
    // Set the element to set...
    ds_element = t;
    // Make a new date, and set the current month and
year.
    var ds_sh_date = new Date();
    ds_c_month = ds_sh_date.getMonth() + 1;
    ds_c_year = ds_sh_date.getFullYear();
    // Draw the calendar
    ds_draw_calendar(ds_c_month, ds_c_year);
    // To change the position properly, we must show
it first.
    ds_ce.style.display = "";
    // Move the calendar container!
    the_left = ds_getleft(t);
    the_top = ds_gettop(t) + t.offsetHeight;
    ds_ce.style.left = the_left + 'px';
    ds_ce.style.top = the_top + 'px';
    // Scroll it into view.
    ds_ce.scrollIntoView();
}

// Hide the calendar.
function ds_hi() {
    ds_ce.style.display = 'none';
}

// Moves to the next month...
function ds_nm() {
    // Increase the current month.
    ds_c_month ++;
    // We have passed December, let's go to the next
year.
    // Increase the current year, and set the current
month to January.
    if (ds_c_month > 12) {
        ds_c_month = 1;
        ds_c_year++;
    }
    // Redraw the calendar.
    ds_draw_calendar(ds_c_month, ds_c_year);
}

// Moves to the previous month...
function ds_pm() {
    ds_c_month = ds_c_month - 1; // Can't use dash-
dash here, it will make the page invalid.
    // We have passed January, let's go back to the
previous year.
    // Decrease the current year, and set the current
month to December.
    if (ds_c_month < 1) {
        ds_c_month = 12;
        ds_c_year = ds_c_year - 1; // Can't use
dash-dash here, it will make the page invalid.
    }
    // Redraw the calendar.
    ds_draw_calendar(ds_c_month, ds_c_year);
}

// Moves to the next year...
function ds_ny() {
    // Increase the current year.
    ds_c_year++;
    // Redraw the calendar.
    ds_draw_calendar(ds_c_month, ds_c_year);
}

// Moves to the previous year...
function ds_py() {
    // Decrease the current year.
    ds_c_year = ds_c_year - 1; // Can't use dash-dash
here, it will make the page invalid.
    // Redraw the calendar.
    ds_draw_calendar(ds_c_month, ds_c_year);
}

// Format the date to output.
function ds_format_date(d, m, y) {
    // 2 digits month.
    m2 = '00' + m;
    m2 = m2.substr(m2.length - 2);
    // 2 digits day.
    d2 = '00' + d;
    d2 = d2.substr(d2.length - 2);
    // YYYY-MM-DD
    return y + '-' + m2 + '-' + d2;
}

// When the user clicks the day.
function ds_onclick(d, m, y) {
    // Hide the calendar.
    ds_hi();
    // Set the value of it, if we can.
    if (typeof(ds_element.value) != 'undefined') {

```

```

        ds_element.value = ds_format_date(d,
m, y);
        // Maybe we want to set the HTML in it.
        } else if (typeof(ds_element.innerHTML) !=
'undefined') {
            ds_element.innerHTML =
ds_format_date(d, m, y);
            // I don't know how should we display it, just
alert it to user.
        } else {
            alert (ds_format_date(d, m, y));
        }
    }
}

```

// And here is the end.

```

// ]]> -->
</script>

```

```

<div id="right">
<div id="archives">
        <h2>Welcome
        <?php
switch($stype){
    case "patient":
        if($gender == "female"){
            echo ''. $pname.'</img>';
        } else echo ''. $pname.'</img>'; break;
        case "obstetrician":
            if($gender == "female"){
                echo
''. $pname.'</img>';
            } else echo ''. $pname.'</img>'; break;
            default: echo ''. $pname.'</img>'; break;
        }
    }
    </h2>
    <div id="tit_b">
    <ul>
    <li><a href="logout.php">LOG-OUT</a></li>
    </ul>
    </div>
    <?php
switch($stype){
    case
"patient": ?>
    <div class="tit_b">

```

```

    <ul>
    <li><a href="duedatecalcu.php">Due Date
Tracker</a></li>
    <li><a href="planner.php">Patient
Planner</a></li>
    <li><a href="healthmodule.php">Healthcare
Module</a></li>
    </ul>
    </div>
    <h2>ARTICLES</h2>
    <div class="tit_b">
    <ul>
    <li><a href="articles.php">View
Articles</a></li>
    </ul>
    </div>

```

<?php

break;
case

```

"hospital_admin":?>
    <h2>ARTICLES</h2>
    <div class="tit_b">
    <ul>
    <li><a href="articles.php">View
Articles</a></li>
    </ul>
    </div>
    <?php
    break;
    case "obstetrician"?>
    <h2>Patients</h2>
    <div class="tit_b">
    <ul>
    <li><a href="viewpatientlist.php">View
Patients</a></li>
    </ul>
    </div>
    <h2>ARTICLES</h2>
    <div class="tit_b">
    <ul>
    <li><a href="articles.php">View
Articles</a></li>
    <li><a href="addarticle.php">Add
Articles</a></li>
    </ul>
    </div>
    <h2>Healthcare Module</h2>
    <div class="tit_b">
    <ul>
    <li><a href="module.php">Edit
Module</a></li>
    <li><a href="addillnessform.php">Add
Illness</a></li>
    <li><a href="addsymptomform.php">Add
Symptoms</a></li>
    </ul>
    </div>

```

<?php

<?php break;
default:

```

    break;
    } ?>
    </div>

```

```

</div>
<div id="left">
  <div id="img_b"></div>
  <center>
    <?php
      $sql1 =
mysql_query("SELECT * from planner_table WHERE
personID = '$id' AND date_entered = '$my'");
      $count =
mysql_num_rows($sql1);
      if($count == 1){
        while
($row = mysql_fetch_array($sql1)){
          echo '<fieldset class="normal"><legend>Record
entry for '. $my.'</legend>

          <table width="450" cellpadding="3"
cellspacing="3">
            <tr class="trblue">

              <td class="tdfont">Current
Weight (kg):</td>

              <td>'.
$row['current_weight'].'</td>
            </tr>
            <tr>
              <td class="tdfont">Current Blood
Pressure (e.g 140/90):</td>

              <td>'.
$row['current_bp'].'</td>
            </tr>
            <tr class="trblue">
              <td class="tdfont">Period of
Pregnancy:</td>

              <td>'. $row['period_of_preg'].'</td>
            </tr>
            <tr>
              <td class="tdfont">Last
Consultation:</td>

              <td>'. $row['last_consultation'].'</td>
            </tr>
            <tr class="trblue">
              <td class="tdfont">Next
Consultation:</td>

              <td>'. $row['next_consultation'].'</td>
            </tr>
            <tr>
              <td class="tdfont">Consultation
Details:</td>

              <td>'. $row['consult_details'].'</td>
            </tr>
            <tr class="trblue">
              <td class="tdfont">Time entered:</td>

              <td>'.
$row['time_entered'].'</td>
            </tr>;
          echo '</table></fieldset><br>';
          echo '<form method="post"
action="editrecordform.php">

```

```

      <input type="hidden"
name="my" value="'. $my.' />
      <input type="submit"
value="Edit Record" />
    </form>;
  }
}
else {
  ?>
  <fieldset class="normal">
    <legend>Add entry for
current date</legend>
    <form method="post"
action="addrecord.php">
      <table width=470
cellpadding="3" cellspacing="3">
        <tr>
          <td class="tdfont">Current Weight (kg):</td>
          <td><input type="text"
name="current_weight"></td>
        </tr>
        <tr
class="trblue">
          <td class="tdfont">Current Blood Pressure (e.g.
140/90):</td>
          <td><input type="text"
name="current_bp"></td>
        </tr>
        <tr>
          <td class="tdfont">Period of Pregnancy:</td>
          <td><input type="text"
name="period_of_preg" /></td>
        </tr>
        <tr
class="trblue">
          <td class="tdfont">Last Consultation:</td>
          <td><input readonly="readonly" type="text"
name="last_consultation" onclick="ds_sh(this);"
style="cursor: text"/></td>
        </tr>
        <tr>
          <td class="tdfont">Next Consultation:</td>
          <td><input readonly="readonly" type="text"
name="next_consultation" onclick="ds_sh(this);"
style="cursor: text"/></td>
        </tr>
        <tr
class="trblue">
          <td class="tdfont">Date
Today:</td>
          <td><input readonly="readonly" type="text"
name="date_today" value="'. $my.' /></td>';?>
        </tr>
        <tr>
          <td class="tdfont">Consultation Details:</td>

```



```

        <td><textarea name="consult_details" cols=35
rows=13></textarea></td>
        </tr>
    </table>
    </fieldset>
    <br><input type="submit" value="Add Record" />
    </form>
    <?php
    }
    ?>
</center>
</div>
<div style="clear: both"></div>
</div>
<!-- content ends -->
<div id="mainbot"></div>
</div>
<?php include("footer.php"); ?>
</div>
</body>
</html>

```

viewreg.php

```

<?php include("constant.php"); ?>
<!DOCTYPE html PUBLIC "-//W3C//DTD XHTML 1.0
Strict//EN" "http://www.w3.org/TR/xhtml1/DTD/xhtml1-
strict.dtd">
<html xmlns="http://www.w3.org/1999/xhtml">
<head>

<meta http-equiv="content-type" content="text/html;
charset=utf-8" />
<title>MPRESH</title>
<meta name="keywords" content="" />
<meta name="description" content="" />
<link href="styles.css" rel="stylesheet" type="text/css"
media="screen" />
</head>
<body>

<div id="bg">

<?php include("header.php"); ?>
<div id="main">
<div id="maintop"></div>
<!-- content begins -->
<div id="content">
    <div id="right">
    <div id="archives">
        <h2>Welcome
        <?php

        switch($type){
        case "patient":
            if($gender == "female"){
                echo ''. $pname.'</img>';
            }else echo ''. $pname.'</img>'; break;

```

```

        case "obstetrician":
            if($gender == "female"){
                echo ''. $pname.'</img>';
            }else echo ''. $pname.'</img>'; break;
            default: echo ''. $pname.'</img>'; break;
        }
    } ?>
</h2>
<div id="tit_b">
<ul>
<li><a href="logout.php">LOG-OUT</a></li>
</ul>
</div>
<?php

switch($type){
    case
"patient":
        include ("sidepatient.php");
        break;
    case
"hospital_admin":
        include("sidehospital.php");
        break;
    case
"obstetrician":
        include("sidedoctor.php");
        break;
    case
"ob_incharge":
        include("sideob.php");
        break;
    default:
} ?>
</div>
</div>
<div id="left">
    <div id="img_b"></div>
</center>
<fieldset class="normal">
    <?php
        $hid =
        $select
        = mysql_query("SELECT * FROM hospital_table WHERE
hospitalID = '$hid'");
        while($row = mysql_fetch_array($select)){

```

```

    echo '<table width=400 cellpadding=3
cellspacing=3>
    <tr class="trblue">
        <td class="tdfont">
            Hospital Name:
        </td>
        <td>
            <!-- Hospital Name -->
        </td>
    </tr>
    <tr>
        <td class="tdfont">
            Hospital Address:
        </td>
        <td>
            <!-- Hospital Address -->
        </td>
    </tr>
</table>';

}
$rid =
}
echo '<tr
class="trblue">
    <td class="tdfont">
        Hospital registered
    </td><td></td>
</tr>';

$selecthop = mysql_query("SELECT * FROM
hospdoctor_table WHERE physicianID = '$rid'");
while($shop = mysql_fetch_array($selecthop)){
    $selecthosp = mysql_query("SELECT * FROM
hospital_table WHERE hospitalID = '$shop[hospitalID]'");
    $hrow = mysql_fetch_array($selecthosp);
    echo '<tr class="trblue"><td></td>
        <td>
            <!-- Hospital Name -->
        </td></tr>';
}
echo
'</table>';

?>
</fieldset>
<?php
    echo '<form>
    <br><input type="button" value="Return to
previous page" onClick="javascript:history.go(-1)" />
    </form>';

?>
</center>
</div>
<div style="clear: both"></div>
</div>
<!-- content ends -->
<div id="mainbot"></div>
</div>
<?php include("footer.php"); ?>
</div>
</body>
</html>

```

viewusers.php

```

<?php
include("constant.php");
if(!empty($_GET['block'])){
    mysql_query("UPDATE user_table SET status=0
WHERE personID = '$_GET[block] '");
}
if(!empty($_GET['unblock'])){
    mysql_query("UPDATE user_table SET status=1
WHERE personID = '$_GET[unblock] '");
}
?>
<!DOCTYPE html PUBLIC "-//W3C//DTD XHTML 1.0
Strict//EN" "http://www.w3.org/TR/xhtml1/DTD/xhtml1-
strict.dtd">
<html xmlns="http://www.w3.org/1999/xhtml">
<head>
<meta http-equiv="content-type" content="text/html;
charset=utf-8" />
<title>MPRESH</title>
<meta name="keywords" content="" />
<meta name="description" content="" />
<link href="styles.css" rel="stylesheet" type="text/css"
media="screen" />
</head>
<body>
<div id="bg">
<div id="header">
    <div id="logo"><h1><a
href="#">MPRESH</a></h1></div>
    <div id="buttons">
        <ul>
            <li class="first"><a
href="adminpage.php" title="">HOME</a></li>
            <li><a href="viewusers.php"
title="">USERS</a></li>
            <li><a href="request.php"
title="">REQUESTS</a></li>
            <li><a href="mpresh.php"
title="">DOWNLOAD</a></li>
            <li><a
href="adminaccount.php" title="">ACCOUNT</a></li>
        </ul>
    </div>
</div>
<div id="main">
<div id="maintop"></div>
<!-- content begins -->
<div id="content">
    <div id="right">
    <div id="archives">
        <h2>Welcome
Admin!
        </h2>
        <div id="tit_b">
        <ul>
            <li><a href="logout.php">LOG-
OUT</a></li>

```

```

        </ul>
    </div>
</div>
<div id="left">
    <div id="img_b"></div>
    <center>
        <?php
        $rowsPerPage = 5;
        // by
        default we show first page
        $pageNum = 1;
        if(isset($_GET['page'])) {
            //$pageNum = clean($_GET['page']);
            $pageNum = $_GET['page'];
        }
        $offset =
($pageNum - 1) * $rowsPerPage;
        echo
        '<fieldset class="normal"><legend>Search Users</legend>
        <form action="" method="post">
        <table cellspacing=5 cellpadding=5>
        <tr>
            <td><h3>Search User by:
            <td><select name="cat">
                <option
value="username">Username</option>
                <option
value="lastname">Last Name</option>
                <option
value="firstname">First Name</option>
                <option
value="hospital">Hospital</option>
                <option
value="usertype">User Type</option>
            </select>
        </td>
            <td><input type="text"
name="text" size=15></td>

```

```

value=Search</td>
                                <td><input type=submit
                                href="viewusers.php?unblock='.$row['personID']."'></a></td>';
                                </tr>
                                </table></form></fieldset><br><br>;
                                echo
                                $row['username'].'</td>';
                                echo '<td>'.
                                $row['user_type'].'</td>';
                                echo '<td>'.
                                $query =
                                mysql_query("SELECT * FROM person_table WHERE
                                personID = '$row[personID]'");
                                $row1 =
                                mysql_fetch_array($query);
                                echo '<td>'.
                                $row1['first_name'].'</td>';
                                echo '<td>'.
                                $row1['last_name'].'</td>';
                                print "</tr>";
                                }
                                print
                                "</table></fieldset></center><br>";
                                $numrows =
                                mysql_num_rows($result);
                                }else
                                if($cat == "lastname" || $cat == "firstname"){
                                if($cat == "lastname")
                                $result=mysql_query("SELECT *
                                FROM person_table WHERE last_name = '$text' limit
                                $offset, $rowsPerPage");
                                else if($cat == "firstname")
                                $result=mysql_query("SELECT *
                                FROM person_table WHERE first_name = '$text' limit
                                $offset, $rowsPerPage");
                                print "<center><fieldset
                                class='normal'><legend>Registered Users</legend>
                                <table width=480 cellpadding=3
                                cellspacing=3>
                                <tr bgcolor='lightblue'
                                align='center'>
                                <td></td>
                                <td
                                class='tdfont'>Username</td>
                                <td
                                class='tdfont'>User Type</td>
                                <td
                                class='tdfont'>First Name</td>
                                <td class='tdfont'>Last
                                Name</td>
                                </tr>";
                                while($row = mysql_fetch_array($result)){
                                echo '<tr align="center">';
                                if($row['status'] == 1)
                                echo '<td><a
                                href="viewusers.php?block='.$row['personID']."'></a></td>';
                                else
                                <td
                                class='tdfont'>Status</td>

```

```

        <td
class='tdfont'>Username</td>
        <td class='tdfont'>User
Type</td>
        <td class='tdfont'>First
Name</td>
        <td class='tdfont'>Last
Name</td>
    </tr>;
    while($row = mysql_fetch_array($result)){
        echo '<tr align="center">';
        if($row['status'] == 1){
            echo '<td><a
href="viewusers.php?block='.$row['personID'].'"></img></a></td>';
            echo
            '<td><i>Activated</i></td>';
        }else{
            echo '<td><a
href="viewusers.php?unblock='.$row['personID'].'"></img></a></td>';
            echo
            '<td><i>Deactivated</i></td>';
        }

        $query1 =
mysql_query("SELECT * FROM user_table WHERE
personID = '$row[personID]'");

        $row1 =
mysql_fetch_array($query1);

        echo '<td>'.
$row1['username'].'</td>';

        echo '<td>'.
$row1['user_type'].'</td>';

        $query =
mysql_query("SELECT * FROM person_table WHERE
personID = '$row[personID]'");

        $row1 =
mysql_fetch_array($query);

        echo '<td>'.
$row1['first_name'].'</td>';

        echo '<td>'.
$row1['last_name'].'</td>';

        print "</tr>";
    }

    print
"</table></fieldset></center><br>";

        $numrows =
mysql_num_rows($result);
    }else{

```

```

        $result=mysql_query("SELECT * FROM
hospital_table WHERE hospital_name = '$text' limit
$offset, $rowsPerPage");

        print "<center><fieldset
class='normal'><legend>Registered Users</legend>

<table width=480 cellpadding=3
cellspacing=3>

        <tr bgcolor='lightblue'
align='center'>

            <td></td>

            <td>

class='tdfont'>Status</td>

            <td>

class='tdfont'>Username</td>

            <td>

class='tdfont'>User Type</td>

            <td>

class='tdfont'>First Name</td>

            <td>

class='tdfont'>Last Name</td>

        </tr>;

        while($row = mysql_fetch_array($result)){

            $query = mysql_query("SELECT *
FROM user_table WHERE personID =
'$row[hospitalID]'");

            $rows = mysql_fetch_array($query);

            if($rows['status'] == 1){

                echo '<td><a
href="viewusers.php?block='.$rows['personID'].'"></img></a></td>';

                echo
                '<td><i>Activated</i></td>';

            }else{

                echo '<td><a
href="viewusers.php?unblock='.$rows['personID'].'"></img></a></td>';

                echo
                '<td><i>Deactivated</i></td>';

            }
        }
    }

```

```

        echo '<td>'. $rows['username']. '</td>';
        echo '<td>'. $rows['user_type']. '</td>';

        $querys=mysql_query("SELECT *
FROM person_table WHERE personID =
'$rows[personID]'");

        $rows1 = mysql_fetch_array($querys);
        echo '<td>'. $rows1['first_name']. '</td>';
        echo '<td>'. $rows1['last_name']. '</td>';
        echo '<tr>';

        $doctor = mysql_query("SELECT *
FROM hospdoctor_table WHERE hospitalID =
'$row[hospitalID]'");
        $dcount = mysql_num_rows($doctor);
        while($row2 = mysql_fetch_array($doctor)){
            $query3 = mysql_query("SELECT *
FROM user_table WHERE personID =
'$row2[physicianID]'");
            $row3 = mysql_fetch_array($query3);
            if($row3['status'] == 1){
                echo '<td><a
href="viewusers.php?block='.$row3['personID'].'"></img></a></td>';
                echo
                '<td><i>Activated</i></td>';
            }else{
                echo '<td><a
href="viewusers.php?unblock='.$row3['personID'].'"></img></a></td>';
                echo
                '<td><i>Deactivated</i></td>';
            }
            echo '<td>'. $row3['username']. '</td>';
            echo '<td>'. $row3['user_type']. '</td>';
            $query4=mysql_query("SELECT *
FROM person_table WHERE personID =
'$row2[physicianID]'");
            $row4 = mysql_fetch_array($query4);
            echo '<td>'. $row4['first_name']. '</td>';
            echo '<td>'. $row4['last_name']. '</td>';
            print "</tr>";
        }
        $patient = mysql_query("SELECT * FROM
patient_table WHERE hospitalID = '$row[hospitalID]'");
        $pcount = mysql_num_rows($patient);
        while($prow = mysql_fetch_array($patient)){
            $pquery = mysql_query("SELECT *
FROM user_table WHERE personID =
'$prow[personID]'");
            $prow1 = mysql_fetch_array($pquery);
            if($prow1['status'] == 1){
                echo '<td><a
href="viewusers.php?block='.$prow1['personID'].'"></img></a></td>';
                echo
                '<td><i>Activated</i></td>';
            }else{
                echo '<td><a
href="viewusers.php?unblock='.$prow1['personID'].'"></img></a></td>';
                echo
                '<td><i>Deactivated</i></td>';
            }
            echo '<td>'. $prow1['username']. '</td>';
            echo '<td>'. $prow1['user_type']. '</td>';
            $pquery1=mysql_query("SELECT *
FROM person_table WHERE personID =
'$prow1[personID]'");
            $prow2 =
            mysql_fetch_array($pquery1);
            echo '<td>'.
            $prow2['first_name']. '</td>';
            echo '<td>'. $prow2['last_name']. '</td>';
            print "</tr>";
        }
    }
    print "</table></fieldset></center><br>";
    $numrows = ($dcount + $pcount) + 1;
    }
    $maxPage =
    ceil($numrows/$rowsPerPage);
    if($numrows == 1 ||
    $numrows == 0) print "<hr><br><center>There is a total
of $numrows registered user.";
    elseif ($numrows >
    5){
        print "<br>You
are now in page $pageNum.</center>";
        echo
        "<br><center>Go to page : ";
        for($page = 1;
        $page <= $maxPage; $page++) {
            echo "<a
href='viewusers.php?page=$page'>$page</a> ";
        }
        $page=$page-1;
    }else
        print
        "<hr><br><center>There are a total of $numrows
registered users.";
    } ?>
</center>
</div>
<div style="clear: both"></div>
</div>
<!-- content ends -->
<div id="mainbot"></div>
</div>
<?php include("footer.php"); ?>
</div>
</body>

```

</html>

ACKNOWLEDGEMENT

First of all, I would like to thank the Lord God for giving me strength whenever I felt like giving up, knowledge, faith, courage to continue and guidance while I'm working with this SP.

To my beloved family, who took care of me while I'm having sleepless and stressful nights. Thank you for giving me the strength to continue and for cheering me up. To my ever supportive parents who provided me with all the love, strength and support, thank you and I love you so much!

To my ever dearest circle of friends, TABOYS. Vilee, Tin, Fiehla, Chelcy, Ivy, GJ, Jeric, Ahmad, Renzon. The ones who stood by me during hell weeks, study periods and even crying moments. Special mention my BB Girls: Vilee, Tin and Fiehla. The always on call and available during desperate times. Thank you for listening to my dramas and problems. *sobs* Words cannot express how much I'm thankful that I've met you all. Thank you so much for all the fun, laughter, tears, sleepovers, sessions, outings, bondings, everything! My college life wouldn't be the same without you guys. Meeting you all was one of the best thing that happened to me in this lifetime. Our memories together while in the university will be treasured forever. Let's make more memories and be friends forever. ^^,

To my other circle of friends, JERMYS. Rikki, Mario, Eunice, Maita, Mara, Sam, Yanyan, Jenna, Xtine. Thank you for all the smiles, "barahan" and "kilig" moments and all the time we've spent together. You guys have become a part of my life even for a short period of time during your stay in the university. For all the help and support that you gave me, thank you very much. Cheers to more years of memories and friendship! ^^,

I would also like to thank my beloved adviser, Maam Avegail Carpio. For always pushing me to work hard to finish this SP on time. Thank you for all the patience, guidance, support and time that you gave me. These were truly appreciated and I owe you a lot for helping me finish my SP.

To all my teachers and comsci professors, thank you so much for giving me the guidance, knowledge and critiques that helped me finish this SP. To Ate Eden, Thank you so much for all the patience and for letting me use the room to charge my laptop and to stay whenever I have long breaks. Thank you for always helping us regarding our concerns in the department.

Lastly, I would like to thank myself for never giving up. For having the courage to pursue and finish this SP on time. For believing in myself that I can finish this. Dear self, I love you very much! ^^,